DOKUZ EYLÜL UNIVERSITY

GRADUATE SCHOOL OF NATURAL AND APPLIED SCIENCES

HYDROLOGICAL MODELING OF MONTHLY WATER BALANCE OF LAKES

by

Bagashar YERJAN

September, 2024

İZMİR

HYDROLOGICAL MODELING OF MONTHLY WATER BALANCE OF LAKES

A Thesis Submitted to the
Graduate School of Natural and Applied Sciences of Dokuz Eylül University
In Partial Fulfillment of the Requirements for Master of Science in
Department of Civil Engineering, Hydraulic Engineering and Water Resources Program

by

Bagashar YERJAN

September, 2024

İZMİR

M.Sc THESIS EXAMINATION RESULT FORM

We have read the thesis entitled **"HYDROLOGICAL MODELING OF MONTHLY WATER BALANCE OF LAKES"** completed by **BAGASHAR YERJAN** under supervision of **ASSOC.PROF.DR. CEM POLAT ÇETİNKAYA** and we certify that in our opinion it is fully adequate, in scope and in quality, as a thesis for the degree of Master of Science.

Assoc.Prof.Dr. Cem Polat ÇETİNKAYA

Supervisor

Prof. Dr. Mustafa DOĞAN

Jury Member

Assoc. Prof. Dr. Ömer Levend AŞIKOĞLU

Jury Member

Prof. Dr. Okan FISTIKOĞLU

Director

Graduate School of Natural and Applied Sciences

ACKNOWLEDGMENT

With great gratitude, I would like to acknowledge all of the individuals who helped to prepare and finish this thesis.

First and foremost, I extend my deepest gratitude to my thesis advisor, Assoc. Prof. Dr. Cem Polat Çetinkaya, for his guidance, support, and encouragement throughout my thesis work. His knowledge and experience have been invaluable at every stage of this project.

I would like to express my gratitude to Prof. Dr. Mustafa Doğan for his contributions and support in the preparation of this thesis. My thesis work is part of the project titled "Determining the Interaction Between Surface and Groundwater Resources for Lake Eğirdir, Under Threat of Global Climate Change, Drought, and Pollution, and Developing a Sustainable Lake Basin Plan with a Holistic Approach" (Project No: FBG-2022-2733), which is supervised by Prof. Dr Mustafa Doğan. The thesis conducted within this project has contributed significantly to my deep understanding of lake water budget modeling.

I also wish to thank Res. Asst. Dr. Mert Can Günaçtı, who provided comprehensive support and assistance in resolving all issues during the analyses conducted using ArcGIS and HEC-HMS programs. His technical knowledge and support were crucial for the accurate completion of my thesis.

I would like to thank the project team for their contributions to my academic development, and I also express my gratitude to my family and friends, whose support I have felt throughout the thesis process. I hope that my work will serve as a useful resource in the field of lake water balance and sustainable management.

BAGASHAR YERJAN

HYDROLOGICAL MODELING OF MONTHLY WATER BALANCE OF LAKES

ABSTRACT

The degradation of freshwater resources due to anthropogenic activities and climate change underscores the critical role of lake mass balance and hydrology research for environmental and restoration efforts. Lake hydrology, a key subfield of continental hydrology, is vital for ecological balance, microclimate regulation, and ecosystem services. Lakes, distinct from rivers and seas, serve as natural water reservoirs, linking surface and groundwater resources.

This research investigates the current and future water resources of Lake Eğirdir, Isparta, under increasing pressures from rising water consumption and climate change. Using monthly data from 2010-2020, water supply management scenarios were simulated with HEC-HMS software. The RCP8.5 scenario from the CCAFS data portal, projecting 2050 conditions, was applied to assess climate change impacts. Inputs for the lake water budget model included scenarios of water supply at a hundred percent, fifty percent, and zero percent of current demand.

Model results indicate that the lake's water level is currently at a decade low. Projections for 2050 suggest a further reduction in lake volume. If current agricultural water demand is unmet, the decrease in lake volume is expected to remain minimal. These findings underscore the importance of agricultural water conservation, alternative farming methods, and evaluating external water sources for effective lake water resource management and sustainability.

Keywords: Hydrological modeling, RCP8.5, HEC-HMS, water budget model

GÖLLERIN AYLIK SU BÜTÇESININ HIDROLOJIK MODELLENMESI

ÖZ

Tatlı su kaynaklarının iklim değişikliği ve insan etkileriyle nitelik ve nicelik açısından bozulması, göl kütle dengesi ve hidrolojisi üzerine yapılan araştırmaları, çevre koruma ve iyileştirme projeleri açısından giderek daha önemli hale getirmektedir. Göl hidrolojisi, kıtasal hidrolojinin temel alanlarından biridir. Göller, ekolojik denge, mikro-iklim ve ekosistem servislerinde kritik roller oynayan, nehirler ve denizlerden farklı özelliklere sahip su kütleleridir.

Bu çalışmada, Isparta ilindeki Eğirdir Gölü'nün mevcut ve gelecekteki su kaynakları, artan su baskısı ve iklim değişikliği etkileri altında incelenmiştir. HEC-HMS yazılımı kullanılarak 2010-2020 dönemine ait aylık verilerle göl hidrolojik modeli oluşturulmuştur. İklim değişikliği etkileri için CCAFS veri portalının RCP8.5 senaryosu kullanılarak 2050 projeksiyonları değerlendirilmiştir. Göl hidrolojik modeli, su bütçesi işletme modeline mevcut ve gelecekteki senaryolar için veri sağlamıştır. Ayrıca, su arz yönetim senaryoları olarak yüzde yüz, yüzde elli ve yüzde sıfır seviyeleri araştırılmıştır.

Model sonuçları, gölün mevcut durumda son 10 yılın en düşük su seviyesinde olduğunu göstermektedir. 2050 yılı sonuçları ise göl hacminin mevcut duruma göre azalacağını öngörmektedir. Mevcut tarımsal su arzının karşılanmaması durumunda ise göl hacmindeki azalmanın minimum seviyede kalacağı hesaplanmıştır. Elde edilen sonuçlar, gölün su kaynaklarının etkin kullanımı ve gölün sürdürülebilirliği için tarımsal su tasarrufunun, kuru tarım gibi alternatif tarım ve havza dışı muhtemel su kaynaklarının değerlendirilmesinin önemini vurgulamaktadır.

Anahtar kelimeler: Hidrolojik modelleme, RCP8.5, HEC-HMS, su bütçesi modeli

CONTENTS

Page

M.Sc THESIS EXAMINATION RESULT FORM ii
ACKNOWLEDGMENT iii
ABSTRACT iv
ÖZ v
CONTENTS vi
LIST OF FIGURES viii
LIST OF TABLES ix

CHAPTER ONE - INTRODUCTION 1

CHAPTER TWO LITERATURE OVERVIEW AND CONTEXT OF THE STUDY…….. 4

CHAPTER THREE MATERIALS AND METHOD 13

3.1. Study Area 13
3.1.1 Geographical structure 13
3.1.2 Geological Structure. 14
3.1.3 Hydrology 15
3.1.4 Ecosystem and Biodiversity 15
3.1.5 Socioeconomic Importance 15
3.1.6 Environmental Issues and Conservation Efforts 16
3.2 Method 16
3.2.1 Modeling 18
3.2.2 Hec -Hms Modeling 18
3.2.3 Water Budget Modeling 23
3.2.4 Data 27
3.2.4.1 Deficit constant loss method 27
3.2.4.2 Clark unit hydrograph 28
3.2.4.3 Canopy method 29

3.2.4.4 Surface method 30

3.2.4.5 Water loss Evaporation Calculation - Meyer's formula 31

3.2.4.6 Elevation-Area-Volume 32

3.2.4.7 The calibration results 33

CHAPTER FOUR RESULT AND CONCLUSION 36

4.1 Result 36

4.2 Conclusion 44

REFERENCES……...……...46

APPENDIX 1…….. 50

APPENDIX 2……. 115

APPENDIX 3……. 197

APPENDIX 4……. 279

LIST OF FIGURES

Page

Figure 3.1 Eğirdir Lake Basin map 14

Figure 3.2 HEC-HMS subbasin map..... 21

Figure 3.3 HEC-HMS modeling general window..... 21

Figure 3.4 HEC-HMS time series results for sink window..... 22

Figure 3.5 HEC-HMS main window and HEC-HMS parameters window 22

Figure 3.6 HEC-HMS Subbasin and components window..... 23

Figure 3.7 Eğirdir Lake, watershed boundaries, and meteorological stations used in the hydrological model 27

Figure 3.8 Observed data vs calibrated data..... 33

Figure 3.9 Observed data vs calibrated data (2010-2016)..... 34

Figure 4.1 Observed data vs calibrated data..... 36

Figure 4.2 Observed data vs validated data..... 37

Figure 4.3Observed data vs calibrated data (2010-2016)..... 38

Figure 4.4 Observed data vs validated data (2017-2019)..... 39

Figure 4.5 Water budget of the baseline period 40

Figure 4.6 2050 water budget prediction..... 41

Figure 4.7 2050 Water Budget Projection: Initial Value = 3242.57 hm^3 scenario 42

Figure 4.8 2050 Water Budget Projection: Initial Value = 0 hm^3 Scenario 43

LIST OF TABLES

Page

Table 3.1 Water budget calculations for the year 2010 26

Table 3.2 Loss Parameter-Deficit and Constant 28

Table 3.3 Transform -Clark unit hydrograph 29

Table 3.4 Canopy - Simple Canopy 30

Table 3.5 Surface - Simple Surface 31

Table 3.6 Elevation-Area-Volume 32

ABBREVIATIONS

DSI	Directorate General For State Hydraulic Works
RCP8.5	Representative Concentration Pathways
CCAFS	Climate Change, Agriculture and Food Security
HEC-HMS	Hydrologic Modeling System

CHAPTER ONE
INTRODUCTION

Lakes interact with all components of the hydrological system, including atmospheric water, surface flow, and groundwater. The inflow to and outflow from lakes constitute the lake's water budget. While the concept of a water budget may appear straightforward mathematically, in practice, measuring the inflows and outflows accurately is challenging due to the complexity of various hydrological processes and our limited ability to measure them (Winter, 1995). Identifying and assessing all water budget components is crucial for regional water resource management and development, predicting and mitigating extreme events, and optimizing surface and groundwater resources (Kansoh, Abd-El-Mooty, & Abd-El-Baky, 2020).

Hydrological models supporting water budget models are well-documented globally (Dinka, Loiskandl, & Ndambuki, 2014) and in Turkey (Davraz et al., 2014; Varol et al., 2018; Şanlı et al., 2022). However, there is still a gap in the literature regarding scenario simulations of lake water budgets considering factors like climate change and water demand management. This study uses the HEC-HMS software to develop a hydrological model for the Eğirdir Lake Basin, exploring the individual and integrated effects of potential scenarios related to climate change and water demand management on the lake's water budget. The research consists of three main stages:

First, the lake basin was divided into six sub-regions, and the amount of precipitation expected from each sub-basin was calculated to contribute to the water budget. During this process, the region's topographic, hydrological, and meteorological data were thoroughly examined, and the basin boundaries and flow paths were determined using ArcGIS.

Second, the data obtained from three meteorological stations in the area were processed in ArcGIS and HEC-HMS programs to create the hydrological model of the lake. This model includes the simulation of precipitation and evaporation data as well as the flow and surface water movements. The simulations conducted using the

HEC-HMS program helped to understand the changes in the lake's water budget over time.

Finally, studies were carried out to assess how the lake was affected by agricultural water use. In particular, the possible impacts on the area of variations in water levels were evaluated. Strategic recommendations for the sustainable management of the lake's water resources and actions to prevent future water issues were also developed.

The results of this study serve as a significant decision-making tool for stakeholders and decision-makers in the lake basin. The findings can be applied to drought action plans, water resource management, and agricultural planning within the basin. The strategies developed for the protection and sustainable use of Lake Eğirdir can also serve as a model for other water bodies with similar ecological and economic characteristics.

The chapters of this thesis cover the following content: The significance of lake water balance and the vital role hydrological modeling plays in freshwater resource management are introduced in the introduction

chapter. It highlights how Lake Eğirdir is a pertinent case study for evaluating how human activity and climate change affect lake dynamics. In order to set the stage for the modeling efforts in the upcoming chapters, the chapter also describes the goals of the study.

A detailed assessment of previous studies on lake water balance, hydrological modeling, and the effects of climate change on lake systems is given in this chapter. It provides a basis for the modeling approach used in the study of Lake Eğirdir by summarizing important research and methodologies that have been applied to comparable contexts.

Materials and Method chapter describes the study area, data sources, and the HEC-HMS model that was used to model Lake Eğirdir's water balance. It describes the calibration and validation stages as well as the other steps in the modeling process. It also describes potential futures for water management, taking into account variables like climate projections and agricultural water use.

The model simulation results, along with the results of the calibration and validation procedures, are shown in the results and conclusions chapter. It examines

how different water management scenarios affect Lake Eğirdir's sustainability. The conclusion emphasizes how crucial sustainable water management techniques are to reducing the likelihood of future water shortages.

CHAPTER TWO
LITERATURE OVERVIEW AND CONTEXT OF THE STUDY

In this section, previous research related to the study area and studies relevant to the subject of this research are summarized chronologically.

The report Stochastic modeling and simulation of the Great Lakes–St. Lawrence River system (2005), prepared by Fagherazzi et al., focuses on using stochastic models to simulate the water level fluctuations in the Great Lakes-St. Lawrence River system. The study, commissioned by the International Lake Ontario-St. Lawrence Study, explores how different climate scenarios could impact the water balance and regulation of the lakes. It offers recommendations for improving lake regulation strategies to manage extreme water levels in the face of potential climate change effects.

The study "Stochastic modeling of Lake Van water level time series with jumps and multiple trends" by Aksoy et al. (2013) investigates fluctuations in the water level of Turkey's Lake Van, a closed-basin lake, focusing on the influence of hydrometeorological changes. Notably, Lake Van saw an approximately 2-meter rise in water levels during the 1990s. This study employs stochastic time series models to simulate monthly water level data and explores the role of abrupt "jumps" and prolonged "trends" in these fluctuations. Two model types are applied: a single-trend model and a multi-trend model. The models account for long-term variability and identify patterns by removing periodic and trend components from the data. These models provide insight into Lake Van's water budget by examining the balance among precipitation, evaporation, and runoff. The researchers observe that Lake Van's water level response aligns with the shifts in precipitation, runoff, and evaporation rates; sudden changes are attributed to this water budget. The study underscores that while the modeled and observed water levels generally matches, more precise analyses could benefit from additional runoff and baseflow data

The study by Yanhong Wu (2014), titled "Long-Term Changes of Lake Level and Water Budget in the Nam Co Lake Basin, Central Tibetan Plateau," examines hydrological and climatic influences on the Nam Co Lake in the Tibetan Plateau over three decades (1980-2010). Wu applied a monthly water balance model to analyze the lake's long-term hydrological trends, assessing data on precipitation, glacier melt, and evaporation. The findings highlight that rising precipitation and increased glacier melting—both linked to climate change—have been the primary drivers behind rising lake levels. Seasonal fluctuations showed that summer months had particularly high inflows due to melting glaciers. This study underscores the importance of climate-driven inputs, as they have significantly altered the lake's water budget over time. The findings emphasize the need for sustainable water resource management, as changes in Nam Co's hydrology can impact regional ecosystems and local water availability

The study "Water Balance of Eğirdir Lake and the Influence of Budget Components" by Ayşen Davraz, Erhan Şener, Şehnaz Şener, and Simge Varol (2014) investigates the hydrological balance of Eğirdir Lake in Isparta, Turkey, a significant freshwater resource for various uses. The researchers assessed the inflow and outflow components to determine the lake's water balance over a forty-year period (1970-2010). Key recharge sources for the lake include precipitation, surface flow from nearby streams, and subsurface inflows, particularly from karstic aquifers. The lake's primary discharge processes are evaporation and human withdrawals for irrigation, drinking, and energy. Findings indicate that rainfall is a dominant factor affecting the lake's water levels, with both direct surface recharge and indirect recharge through groundwater flow. A comparison of precipitation and lake water level data revealed that significant drops in lake level correspond with dry periods, highlighting the lake's vulnerability to climatic conditions. For instance, a decrease in water level of about 2 meters was observed during a dry spell from 1981 to 1994. Overall, the difference between the lake's recharge and discharge was calculated to average around 7.78 million cubic meters annually, underscoring the need for sustainable water management practices to protect this valuable water resource. This analysis underscores how fluctuations in natural recharge components (like precipitation) and

human activities influence the hydrological balance of Eğirdir Lake, making it a valuable case study for lake water management in semi-arid regions.

The study by Chih-Chieh Young, Wen-Cheng Liu, and Wan-Lin Hsieh (2015) explores methods for predicting water level fluctuations in Taiwan's Yuan-Yang Lake using various modeling approaches. The researchers applied four models: a three-dimensional hydrodynamic model, an artificial neural network (ANN) model, an ARMAX time series model, and a combined hydrodynamic-ANN model. Their goal was to improve the accuracy of predictions for lake management purposes. Key findings include that the ANN model outperformed both the hydrodynamic and ARMAX models in terms of accuracy during both training and validation phases. Although the hydrodynamic model could simulate physical processes, it struggled with validation accuracy compared to the ANN model. The study also proposed a hybrid model, combining the hydrodynamic and ANN models, which enhanced predictive accuracy by integrating physical lake characteristics with data-driven prediction. It highlights the advantage of coupling physically based models with data-driven ones to account for complex dynamics, such as inflow fluctuations from extreme weather events. The findings support that hybrid models can offer more reliable water level predictions, which are essential for lake management and ecological studies.

The study "Application of Stochastic Models in Predicting Lake Malawi Water Levels" by Rodgers Makwinja, Titus Phiri, Ishmael Kosamu, and Chikumbusko Kaonga (2017) used stochastic modeling techniques to predict water levels in Lake Malawi. The research primarily relied on Seasonal Autoregressive Integrated Moving Average (SARIMA) models to capture and predict the seasonal fluctuations in lake levels from 1986 to 2015. After assessing the time series data, the researchers applied seasonal differencing to handle non-stationarity, a common trait in hydrological data, and identified the SARIMA (1,1,0) (2,1,1)12 as the best-fitting model for forecasting Lake Malawi’s water levels up to 2021. Their findings indicated a general declining trend in lake levels from 2010 onwards, though not as severe as previous low points observed in the 1990s. By forecasting to 2021, they predicted lake levels to hover around 474.45 meters above sea level, suggesting a decline yet remaining within

historical bounds. This predictive model provided a valuable tool for managing Lake Malawi's water resources, offering insights that could help address the socio-economic and ecological impacts of water level changes

The study "Application of Stochastic Models in Predicting Lake Malawi Water Levels" by Rodgers Makwinja, Titus Phiri, Ishmael Kosamu, and Chikumbusko Kaonga (2017) used stochastic modeling techniques to predict water levels in Lake Malawi. The research primarily relied on Seasonal Autoregressive Integrated Moving Average (SARIMA) models to capture and predict the seasonal fluctuations in lake levels from 1986 to 2015. After assessing the time series data, the researchers applied seasonal differencing to handle non-stationarity, a common trait in hydrological data, and identified the SARIMA (1,1,0) (2,1,1)12 as the best-fitting model for forecasting Lake Malawi's water levels up to 2021. Their findings indicated a general declining trend in lake levels from 2010 onwards, though not as severe as previous low points observed in the 1990s. By forecasting to 2021, they predicted lake levels to hover around 474.45 meters above sea level, suggesting a decline yet remaining within historical bounds. This predictive model provided a valuable tool for managing Lake Malawi's water resources, offering insights that could help address the socio-economic and ecological impacts of water level changes

The 2018 study by Zheng Duan, Hongkai Gao, and Changqing Ke investigates the water balance of Lake Tana in Ethiopia, a critical source of the Blue Nile River but one that is difficult to gauge due to limited in-situ data. The research demonstrates how satellite remote sensing can effectively estimate Lake Tana's outflow, which is essential for regional water management, especially given the lake's significance to downstream users in both local and international contexts. The methodology estimates the lake's outflow as the residual of a calculated water balance. Inputs for the water balance included satellite-derived precipitation, lake inflow from surrounding catchments, and lake evaporation, while accounting for changes in water storage within the lake. Runoff from nearby catchments was calculated using a combined satellite precipitation and downscaling-calibration model, along with data on evapotranspiration and land storage adjustments. Results from this approach

showed annual runoff estimates for gauged subbasins with a small margin of error, aligning closely with actual measurements (within a 4% difference). The overall estimated outflow from Lake Tana was also consistent with measured data, with a variance of about 12% annually. However, monthly runoff and outflow estimations exhibited greater discrepancies, suggesting further refinement is needed for monthly projections

Sercan (2018), shows that Turkey has freshwater resources such as rivers and lakes, but there is a water deficit; the amount of water available per person is only about 1,519 m^3. This problem, made worse by global warming, might become very difficult if the right steps are not taken. Particularly vulnerable is Eğirdir Lake, Turkey's second-largest freshwater lake overall and fourth largest overall. A recent study that used geographic information systems to analyze the hydrologic characteristics of the lake's catchment basin found that the lake's water budget varied by 53.496 hm^3 annually. Global warming, variations in head differences, increased water extraction as a result of population growth, and illicit agricultural irrigation are some of the causes of this disparity. Eğirdir Lake runs the risk of becoming another dry lake in Turkey if nothing is done right away.

Wu, Y., Zheng et al (2018), this study examines the water budget of Nam Co Lake from 1980 to 2010 using a dynamic water balance model, which shows good agreement with observed data. The lake level rose by 5.93 meters, primarily due to rainfall-runoff, glacier melt, and precipitation, despite losses from percolation and evaporation. The research highlights a positive but decreasing water surplus, indicating that while the lake level continues to rise, the rate is slowing due to climate change.

The study by Izabela Chlost (2019) on Lake Gardno examines the water balance and hydrological dynamics of this shallow coastal lake in Poland, situated near the Baltic Sea. Conducted over the period from 2003 to 2007, the study primarily analyzes both horizontal (surface and groundwater flow) and vertical (precipitation and evaporation) water exchanges to understand the lake’s overall water budget. Key

findings indicate that inflow from the surrounding land constitutes 86% of the total water input, whereas seawater accounts for 10%, highlighting the lake's interaction with both land and sea sources. Seasonal patterns also play a role, with higher precipitation and evaporation rates occurring in the warmer months, especially in July and August. The lake's shallow depth (averaging 1.3 meters) and extensive wetlands around it further influence its rapid water exchange rate and sensitivity to seasonal changes. Also, the study underscores the importance of horizontal exchange in maintaining the lake's water level, with vertical exchanges being less significant in the water cycle

The study by Zeynoddin et al. (2020) presents a generalized linear stochastic model (GLSM) for predicting lake levels, specifically applied to Urmia Lake, one of the largest saline lakes. The GLSM is designed to forecast water levels on weekly and monthly timescales, employing a variety of data preprocessing techniques to improve prediction accuracy. These include simple differencing methods and more advanced combinations like de-trending, standardization, spectral analysis, and normalization. The researchers compared the GLSM with several artificial intelligence (AI) models, including Adaptive Neuro-Fuzzy Inference Systems (ANFIS), Multilayer Perceptron (MLP), and Support Vector Machines (SVM). They found that the GLSM outperformed these nonlinear AI models in forecasting accuracy. For example, the GLSM showed a remarkable coefficient of determination (R^2) of 99.957% for weekly forecasts, compared to lower R^2 values from the other methods. The model's Root Mean Squared Error (RMSE) was also significantly lower, indicating its superior performance in predicting lake level fluctuations. Also, this study highlights the effectiveness of linear stochastic models in providing accurate and interpretable forecasts, particularly when compared to more complex AI models, offering valuable insights for water management and planning in lake basins

The study Seventy-year long record of monthly water balance estimates for Earth's largest lake system by Do et al. (2020) presents a comprehensive set of monthly water balance estimates for the Laurentian Great Lakes, spanning from 1950 to 2019. These estimates were derived using the Large Lakes Statistical Water Balance Model

(L2SWBM), which assimilated various independent data sources into a Bayesian framework to estimate components such as lake storage changes, over-lake precipitation, evaporation, runoff, and diversions. And this dataset is particularly valuable for understanding the long-term dynamics of water levels across the Great Lakes, which have experienced significant variability and change, likely influenced by climate change. The researchers used a conventional water balance model to ensure consistency across different periods, ensuring that their estimates can be reconciled over time. These new water balance estimates provide a valuable tool for investigating water availability and developing improved hydrological models for the region.

The Water Balance Simulation Model described in the paper by Fraser et al. (2020) is designed to evaluate the water balance of transboundary aquifers in Malawi. The model integrates various hydrological processes and is used for simulating water levels and availability in these shared groundwater systems. The model relies on data such as precipitation, evaporation, and groundwater recharge to estimate the water balance over time. The research helps assess the sustainable use of water resources across national borders, with particular emphasis on understanding how these aquifers can support Malawi's development goals, particularly those related to water availability under climate variability. Model aids in providing a better understanding of groundwater storage and flow within transboundary aquifers, offering insights into the management of water resources at a national and regional level. The simulation allows for scenario analysis to predict how different water management strategies could affect the availability of water in these critical systems, which is key to ensuring sustainable water use for both present and future generations.

Gunacti et. al. (2022) studied Lake Marmara System in the context of land use land cover change (LULCC) under climatic scenarios in the broader context of understanding how anthropogenic and climatic factors affect freshwater ecosystems. Lake Marmara, a vital resource for irrigation, biodiversity, and local livelihoods, is increasingly threatened by the dual pressures of human activities, such as land conversion for agriculture and urban expansion, and climate-driven changes like altered precipitation patterns and rising temperatures. The researchers use a

combination of models such as HEC-HMS, TerrSett 2020 GIS software to forecast LULCC and a deterministic lake water balance model to analyze the changes' impact the lake's hydrological balance, leading to fluctuations in water availability and ecosystem health. The study addressed the urgent need to evaluate these combined impacts using an integrated approach that includes remote sensing, hydrological modeling, and future climate projections.

Many other studies on lake and water balance modeling focus on different aspects of recent problems on lakes, especially different pressures encountered by excessive use, climate change and shifts in hydrological cycle across diverse regions and methods, emphasizing advancements in understanding hydrological dynamics and sustainable water management. Studies highlight various modeling approaches, including stochastic, statistical, and hybrid models, tailored to address region-specific challenges. Similar like many lake systems across the world, Eğirdir Lake are to be examined by means of the effects of climate change, human activities, and hydrological processes on lake dynamics. This study demonstrates the importance of coupling physical and data-driven methods to enhance predictive accuracy and inform sustainable management practices for lake and water resources in the face of global environmental changes.

In the context of the presented thesis work, a combination of hydrological and deterministic water balance modeling is used to evaluate and model the monthly water balance of Lake Eğirdir in Isparta, Turkey. This study projects conditions for 2050 under climate scenarios and simulates different water management scenarios using the HEC-HMS software and data from 2010-2020. The results are intended to contribute to regional water management practices and adaptation strategies by offering insights and suggestions for sustainable lake conservation and water resource management. The study covers the following aspects:

Data Collection and Processing: Monthly hydrological and meteorological data from 2010 to 2020, including precipitation, temperature, evaporation, and other

relevant parameters from local meteorological stations and hydrological sources, are included.

Hydrological Modeling with HEC-HMS: Using HEC-HMS 4.12 software, precipitation-runoff processes are modeled, lake inflows and outflows are calculated, and water budget components are simulated. The lake basin is divided into sub-basins to improve model accuracy.

Climate and Water Management Scenario Analysis: Future climate projections, specifically the RCP8.5 scenario, are applied to estimate the lake's response to climate change by 2050. Additionally, changes in water levels under varying resource use strategies are examined by adjusting agricultural water demand levels (100%, 50%, and 0%).

Recommendations for Sustainable Lake Management: Based on the model results, strategic recommendations for the sustainable management of the lake’s water resources, such as water conservation, dry farming alternatives, and the evaluation of external water sources, are provided.

The general aim of the study is to understand the lake's present and future water resource conditions while taking management strategies, water demand, and the effects of climate change into evaluation. This comprehensive approach aims to establish a decision-support tool for policymakers and stakeholders involved in regional water management, specifically addressing sustainable management of Lake Eğirdir under climate and demand pressures.

CHAPTER THREE
MATERIALS AND METHOD

3.1. Study Area

3.1.1 Geographical structure

In southwest Turkey, the Eğirdir Lake is situated within the Lake District at latitude 37º 50' 41"–38º 16' 55" N and longitude 30° 57' 43"–30º 44' 39" E (Figure 3-1). One of Turkey's most significant freshwater lakes, Eğirdir Lake has a volume of $4x10^9$ m^3 and a surface area of 457 km^2. Tectonic in nature, the Eğirdir Lake is situated in a north-south direction and was created by rift tectonics. The lake is 50 km long, 150 km along the coast, has a maximum width of 16 km, a minimum width of 3 km, a maximum depth of 13–14 m, and an average depth of 8–9 m. The lake is located about 918.96 meters above sea level (Koçyiğit, 1983).

Karstic terrain makes up most of the lake's shoreline and bottom. This makes it possible for the lake to receive water from underground sources and for sinkholes to allow the lake's water to drain out. The Pupa Stream from the Uluborlu region, the Değirmen Stream descending from the Hoyran Plain, and the Akçay from Yalvaç are some of the lake's main tributaries. Underground springs are the main sources of water for the lake. The Düden rises from beneath the Tırtar region and empties into Karamuk Lake, draining its waters to the north. The Karaot Avlağı Spring and Havutlu Spring are located further to the south, while the Kanlıpalamut Spring emerges from beneath Gençali Village and is one of the main springs feeding the lake from the west. The lake's waters are directed into Kovada Lake by a canal at its southernmost point. From there, they pass through Kuradere and the Aksu River before emptying into the Mediterranean Sea ("Ministry of Environment, 1999"), (Tokgözlü, 1996).

The northern part of Lake Eğirdir, located north of the Kemer Strait, is known as the Hoyran section, while the southern part is known as the Eğirdir section. The

surface area of Lake Eğirdir varies due to human water usage, but its maximum area is 479 km², with a drainage basin covering 3321 km² (Kesici and Kesici, 2006).



Figure 3.1 Eğirdir Lake Basin map

3.1.2 Geological Structure

Lake Egirdir is located roughly where the Kırkavak and South-West Anatolian faults intersect, or at the northernmost point of the Isparta Angle. These faults formed in response to N-S compressional forces during the mid-Miocene; normal faults and roughly N-S oriented tension fractures started to form where they crossed. The Kovada Faults, situated south of Lake Eğirdir, and the Kaşıkara Faults, situated north of the Hoyran Basin, are two examples. Lake Egırdır formed as a result of the areas between these faults slowly reducing and filling with water during the more advanced stages of tectonic deformation (Karaman and Geologos, 2010).

3.1.3 Hydrology

The lake is not very deep because of its tectonic origin, and differences in the water level can cause a significant change in the volume of water in the lake. Because of the karstic structure of the lakebed and shores, groundwater flow and seepage from the lakebed are made easier. Eğirdir Lake is split into two basins: Hoyran, which is the part north of Kemer Strait, and Eğirdir, which is the part south of it. Waterfowl find the northern basin, Hoyran Lake, to be particularly significant because it is shallower and encircled by heavily farmed areas. Deeper and oligotrophic in nature is the Eğirdir basin, which is situated in the south (Didinen and Boyacı, 2007).

3.1.4 Ecosystem and Biodiversity

Fish species including freshwater perch, carp, pike-perch, chub, and silverfish inhabit the lake; these species grew rapidly upon introduction. There are also crayfish, crabs, water snakes, water voles, frogs, and turtles in the lake. Furthermore, Eğirdir Lake serves as a vital habitat for a variety of resident and migratory bird species. These include species such as the spotted crake, tern, greylag goose, cormorant, ruddy shelduck, spotted grebe, and various heron species. In addition, it is home to a variety of migratory and wintering birds, including crested coots, flamingos, swans, Eurasian wigeons, pintails, pochards, godwits, and larger white-fronted and grey geese (Coşkun and Ertan, 2016).

3.1.5 Socioeconomic Importance

Due to its many uses, including irrigation, tourism, fishing, and providing drinking water to Isparta City and surrounding communities, the lake is an essential resource for our nation and region. For a variety of sustainable uses, it is necessary to estimate the lake's current hydrologic conditions (Davraz et al., 2014). Agriculture and the provision of freshwater resources are the main uses of Lake Eğirdir. Water sports and nature tourism are two of the activities that draw tourists from both domestic and foreign destinations to Eğirdir Lake and its nearby areas (Gersar, 1995).

3.1.6 Environmental Issues and Conservation Efforts

Eğirdir Lake has faced various environmental threats in recent years. Water pollution, excessive water usage, and climate change have negatively impacted the lake's ecosystem. In response to these issues, local governments and non-governmental organizations are developing various conservation projects and sustainable water management strategies. The protection and sustainable use of Eğirdir Lake is crucial for preserving the region's natural heritage for future generations.

3.2 Method

Rainfall-runoff modeling is a fundamental tool in hydrology, essential for water resource management, flood prediction, and environmental monitoring, by simulating the conversion of precipitation into runoff. These models vary in complexity, from conceptual to physically-based types, each offering different levels of accuracy and application. Conceptual models, such as the Rational Method and the Soil Conservation Service Curve Number (SCS-CN) method, simplify the hydrological processes and are widely used for practical forecasting and management. In contrast, physically-based models aim to simulate the actual hydrological processes in detail, incorporating complex calculations for soil infiltration, surface runoff, and evapotranspiration. Models like the Precipitation-Runoff Modeling System (PRMS) are designed to capture these detailed processes, helping simulate streamflow under varying climatic and land-use conditions (Duan et al., 2003; Gupta, 2003). In recent years, advancements in computational technologies have led to the development of more sophisticated approaches, particularly artificial intelligence (AI)-based models such as Artificial Neural Networks (ANNs) and Long Short-Term Memory (LSTM) networks, which are capable of handling complex, non-linear relationships. These models use historical precipitation and runoff data to predict future events, with AI models like ANNs showing superior performance in some cases. However, physically-based models remain essential due to their interpretability and accuracy when high-resolution data is available (Zeynoddin et al., 2020). Furthermore, LSTM networks, a form of recurrent neural network, excel in time-series analysis, making them particularly useful for forecasting long-term rainfall-runoff behavior in complex

catchment areas. This combination of traditional and modern modeling techniques continues to evolve, providing a diverse set of solutions for addressing various hydrological challenges (Fagherazzi et al., 2005; Gupta, 2003).

In the methodology for evaluating and calibrating watershed models, Gupta's framework (2003) provides a systematic approach that emphasizes the balance between model complexity and practical accuracy. This method starts with model identification, where the core processes of the watershed are carefully represented while avoiding unnecessary detail that could lead to overfitting. Calibration and validation follow, ensuring that model parameters are adjusted to align with observed data through iterative adjustments. Techniques like sensitivity analysis are applied to determine the parameters that have the most influence on model outputs, making it possible to prioritize these in the calibration process.

Additionally, Gupta recommends a multi-criteria evaluation approach, where models are assessed against multiple performance indicators to verify their robustness under different hydrological scenarios. This approach is essential to ensure that models not only fit historical data but are also adaptable to various watershed conditions and management applications. This method serves as a guide in this thesis to select and refine watershed models, allowing for reliable predictions and effective water management strategies in the study area.

In this study, a hydrological model based on monthly data from 2010 to 2020 was created using the HEC-HMS software. Additionally, the 2050 hydrology scenario results were obtained using precipitation and temperature values from the RCP8.5 scenario accessed through the CCAFS data portal. Furthermore, a monthly water budget model for the lake was created in MS Office Excel to explore the possibility of shifting to dry farming to reduce the pressure of agricultural activities on the water resources in the basin—in other words, to reduce the demand for agricultural water. In this context, scenarios in which 100%, 50%, and 0% of the current agricultural water demand is met were examined. Additionally, the integrated effects of climate change and supply management scenarios were also calculated.

3.2.1 Modeling

A model connects something (the input) to something (the unknown, the output). For the models that are part of the program, runoff is the unknown output and precipitation is the known input, or upstream flow is the known input and downstream flow is the unknown output (Davis, 2000).

Hydrologic engineers play a crucial role in many different aspects of managing water resources. Their knowledge is crucial for supplying important information and analysis for a range of studies on water resources, including the planning and development of new water control and hydraulic conveyance systems. They work on the creation of systems designed to maximize the flow and control of water. Apart from creating new systems, hydrologic engineers handle the management of operations and performance evaluation of the hydraulic and water control systems that are already in place, guaranteeing their effectiveness and attachment to modern norms. They are also essential in anticipating and responding to floods, developing plans to reduce risks and coordinate emergency measures. Hydrologic engineers are also able to control activities in floodplains to avoid negative effects and make sure the long-term viability of these areas. Hydrologic engineers contribute strongly to the improvement of vitality to hydrological hazards and the management of water resources through these wide roles (Davis, 2000).

3.2.2 Hec -Hms Modeling

The US Army Corps of Engineers created the HEC-HMS (Hydrologic Engineering Center e Hydrologic Modeling System) model, which could be used to create various hydrological simulations (Feldman, 2000). Engineers from the US Army Corps of Engineers' Hydrological Engineering Center (HEC) created the hec -hms program. Dendritic watershed systems precipitation-runoff processes are modeled by the Hydrologic Modeling System. It can be used to solve the widest range of problems in a variety of geographic locations. This covers runoff from small urban or natural watersheds, as well as flood hydrology and large river basin water supply. Studies of water availability, urban drainage, flow forecasting, future urbanization impact, reservoir spillway design, flood damage reduction, floodplain regulation, wetlands hydrology, and systems operation use the hydrographs generated by the program

either directly or in conjunction with other software. With a computation engine, results reporting tools, data entry utilities, and a database, HMS offers a fully integrated work environment. A graphical user interface makes it easy for the user to switch between the various program sections. All supported platforms have the same program appearance and functionality (Fleming, 2004).

The HEC-HMS model has been widely used in water resources management and hydrological modeling from the past to the present. One of the model's greatest advantages is its minimal data requirements and relatively simple usage. This feature is particularly beneficial in regions with data scarcity or limited resources. Here are some examples of studies where the HEC-HMS model has been applied:

The study investigates the use of the HEC-HMS model for continuous and event-based hydrologic modeling. The performance of HEC-HMS in continuous simulations over long periods of time and its ability to simulate runoff for various hydrological events are both examined by the authors. They demonstrate how adaptable the model is to different kinds of data and situations, such as varying patterns of precipitation, land use, and basin characteristics. The study shows that HEC-HMS is a useful tool for long-term water balance modeling and short-term flood event prediction, offering important insights for flood forecasting and water resource management. (Chu and Steinman's, 2009)

The study "Modeling of Event and Continuous Flow Hydrographs with HEC–HMS: Case Study in the Kelani River Basin, Sri Lanka" focuses on modeling event-based and continuous flow hydrographs in the Kelani River Basin using the Hydrologic Engineering Center-Hydrologic Modeling System (HEC-HMS). The purpose of the study is to assess how well HEC-HMS simulates river flow in various hydrological scenarios. The authors evaluate the model's efficacy for hydrological forecasting and water resource management in the area by modeling flood events and long-term flow patterns using historical rainfall data. This case study sheds light on how accurately HEC-HMS can replicate river flow in tropical regions like Sri Lanka. (De Silva et al., 2014)

In the Manchar Lake region, which is identified by a complex multi-basin hydrological system, the study "Surface Runoff Water Potential in the Ungauged Multi-Basin Manchar Lake of Pakistan" explores the possibility of surface runoff. This study uses hydrological models, GIS tools, and remote sensing to evaluate the runoff potential without the need for direct gauging data. Estimating the lake's water inflow from nearby catchments is the goal of the study since it is essential for managing the area's water resources, preventing flooding, and promoting sustainable use. The study offers a methodology for hydrological studies in comparable areas and offers important insights into the surface runoff dynamics of an stream - flow by examining land use, topography, and rainfall patterns. (Imran, U.et.al, 2023)

In our research, we used the latest version of HEC-HMS 4.12 (Figure 3-3). To run the model, we needed meteorological stations and their data. For example, we organized data such as rainfall, temperature, evaporation, and wind speed using Microsoft Excel. There were a total of 51 subbasins around the lake, but to improve representation and increase the lake’s accuracy, we created 6 subbasins (Figure 3-2). HEC-HMS Basin model map. We selected Eğirdir as the outlet point for the lake. The data from three meteorological stations—Senirkent, Yalvaç, and Eğirdir—were entered into the model’s "time series" section. We used daily data (Appendix 1-4) from the years 2010-2019. Additionally, we needed parameters for the model. These parameters were: Canopy-Simple Canopy, Surface-Simple Surface, Loss-Deficit Loss, and Transform-Clark Unit Hydrograph (Figure 3-5). The parameter values used for calibration and validation can be found in the "data" section of the model. After running the model, we clicked on the "Run" button in the "result" section and used the time series data from the "Eğirdir" section, as well as the data at the end of the table, to perform calibration and validation in the water balance. We built the water balance in Excel using the relevant formula. We added the "total inflow" (Figure 3.4) data obtained from the model as the incoming flow. We used ArcGIS to determine each sub-basin's area and coordinates, which we then entered into HEC-HMS's"Components"section (Figure 3-6).

By modifying the values of the previously mentioned parameters, we carried out validation. We selected data from 2015–2019 for validation and data from 2010–2014 for calibration. However, we came across an unusual trend during the 2017–2019 timeframe, where the trend abruptly declined. As can be seen in the results section, we thus used the 2017–2019 data for future scenario predictions and the 2015–2016 data for validation.

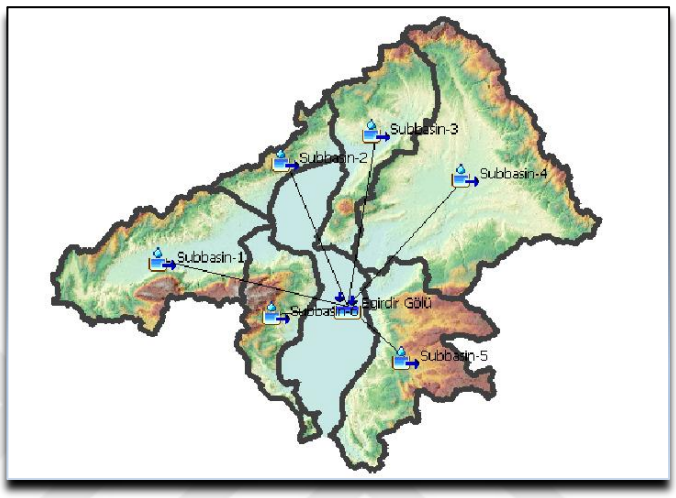

Figure 3.2 HEC-HMS subbasin map

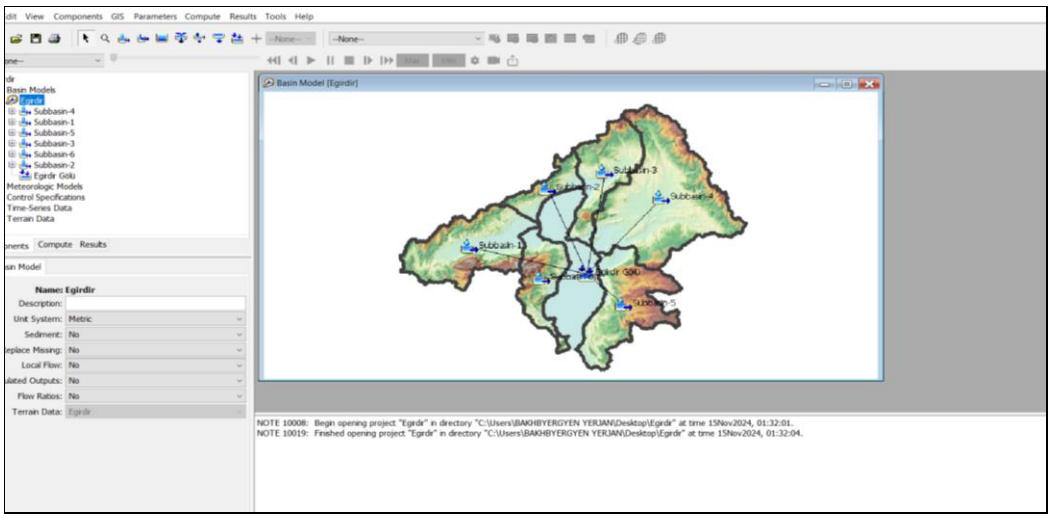

Figure 3.3 HEC-HMS modeling general window

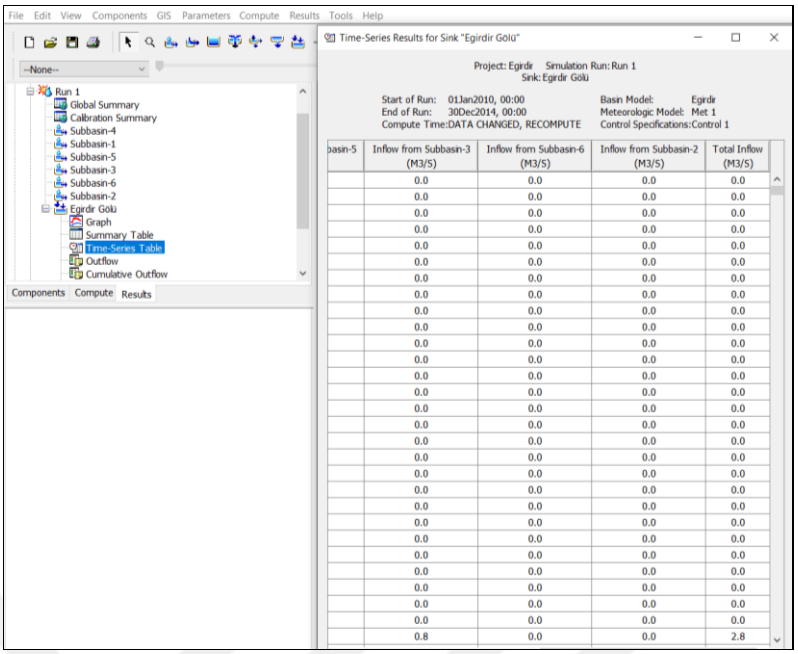

Figure 3.4 HEC-HMS time series results for sink window

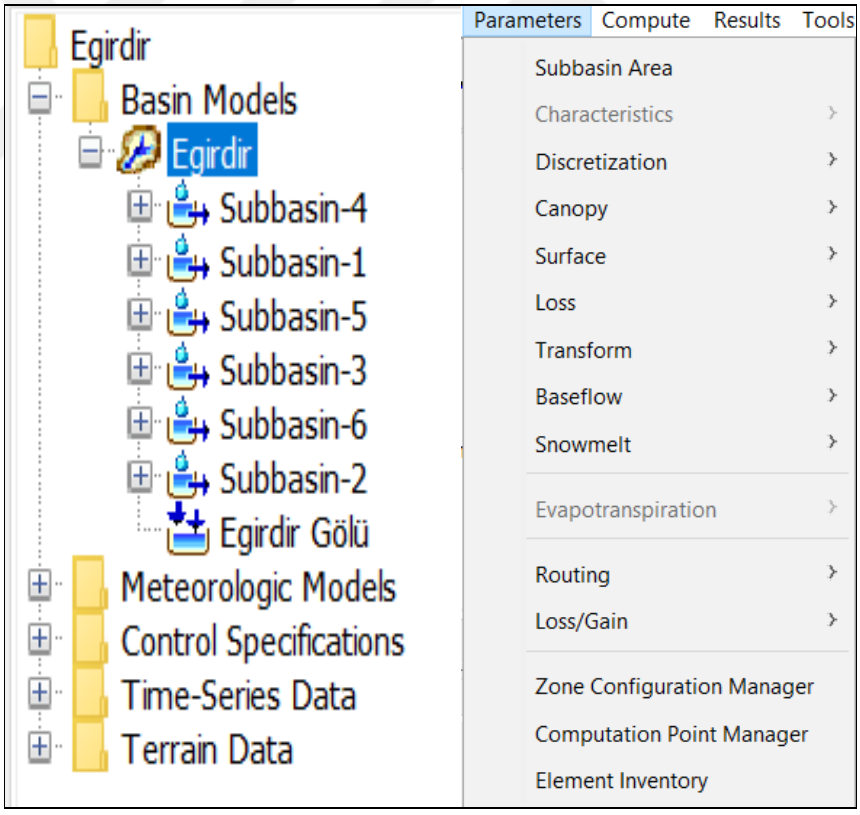

Figure 3.5 HEC-HMS main window and HEC-HMS parameters window

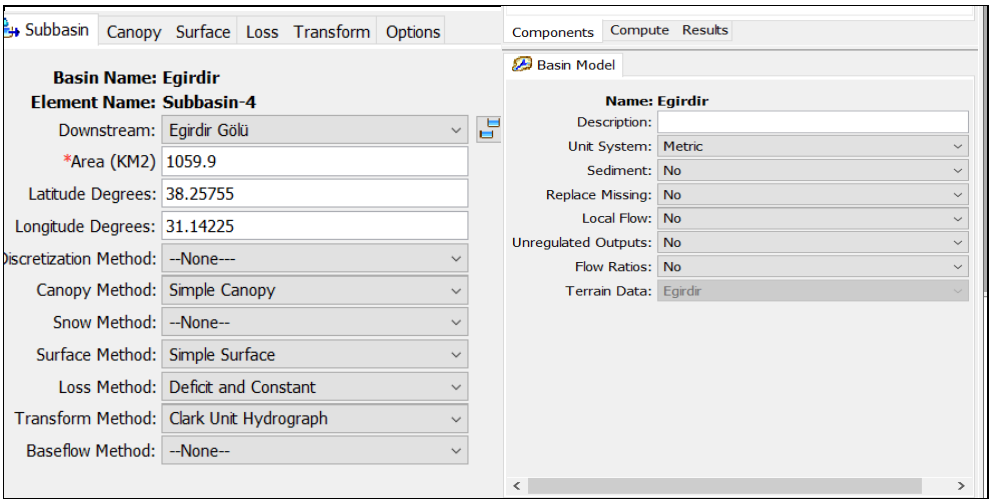

Figure 3.6 HEC-HMS Subbasin and components window

3.2.3 Water Budget Modeling

Water is a critical resource that supports ecosystems, agriculture, industry, and human settlements. Effective management of this resource requires a comprehensive understanding of its availability and distribution, which is achieved through water budget modeling. A water budget is essentially an accounting of the inflow, outflow, and storage of water within a specific system or region over time. It serves as a valuable tool for quantifying the hydrological balance and assessing the sustainability of water resources under varying climatic, land use, and management conditions.

Water budget modeling integrates key hydrological components, including precipitation, evapotranspiration, surface runoff, infiltration, and groundwater recharge. By analyzing these components, the model provides insights into the interplay of natural processes and human interventions within the hydrological cycle. These insights are crucial for addressing challenges such as water scarcity, over-extraction of groundwater, and the impacts of climate change.

In recent years, advancements in computational tools and the availability of high-resolution datasets have enhanced the accuracy and applicability of water budget models. These models are increasingly used in a variety of applications, such as

watershed management, agricultural water planning, urban development, and climate impact assessments. For arid and semi-arid regions, where water availability is influenced by seasonal and long-term climatic variability, water budget modeling is essential for developing strategies to ensure sustainable water use and ecosystem health.

While the governing equation for water budget modeling can be modified by the available inputs and outputs of the system, a general equation can be formalized as follows:

$$S_t = S_{t-1} + SF_t + P_t - E_t - D_t \quad (3.1)$$

S_t - the volume of water stored in the lake in month t (hm^3)

S_{t-1} - the volume of water stored in the lake in the previous month (t-1) (hm^3)

SF_t - the total surface runoff volume entering the lake in month t (hm^3)

P_t - total precipitation volume falling on the lake surface in month t (hm^3)

E_t - the total evaporation volume from the lake surface in month t (hm^3)

D_t - the total volume of water withdrawn from the lake for irrigation purposes in month t (hm^3)

In the case of Eğirdir Lake, the available input and outputs of the water budget were determined as precipitation, surface flow, evaporation, demands and the leftover lake volume from the last month as the calculations are executed on a monthly step. An example of these calculations is given in Table 3.1 in the case of water budget calculations for the year 2010. In the calculations, the model output of the HEC-HMS has been utilized as the “Total Inflow” to the Lake. While the precipitation values have been the observed values acquired from the meteorological stations, the

evaporation amount has been calculated according to Meyer's Evaporation Method. The calculated evaporation amount is then converted to its volume equivalent according to the lake area at the given calculation time step. The lake area for the given time step is calculated according to the average of the start-of-the-month and the end-of-the-month lake volumes and the elevation-area-volume curve. The water demand volumes are provided by the DSI archives of the relevant year. Consequently, the end-of-month volume is calculated according to equation 3.1, which is the start-of-the-month volume for the next month, S_{t+1}.

In the case of climate change scenarios, the related outputs of the HEC-HMS model according to the RCP8.5 meteorological variables are used as the water budget model inputs (Total monthly inflow and precipitation). According to the climate change affected temperature data, the evaporation values are also calculated.

Table 3.1 Water budget calculations for the year 2010

Date	Precipitation (hm^3)	Total Inflow (hm^3)	Evaporation (mm)	Evaporation (hm3)	Water Demand (hm^3)	Volume (t)	Volume (t-1)	Volume (average)	Area (km^2)
1.01.2010	32,69	65,12	34,70	16,21	0,00	3025,55	3107,16	3066,35	458,88
1.02.2010	68,60	75,87	47,16	22,03	0,00	3107,16	3229,60	3168,38	461,39
1.03.2010	21,96	78,96	89,96	42,02	0,00	3229,60	3288,50	3259,05	462,61
1.04.2010	29,03	47,91	95,06	44,40	0,00	3288,50	3321,04	3304,77	462,96
1.05.2010	11,63	23,57	152,65	71,30	7,45	3321,04	3277,50	3299,27	462,91
1.06.2010	31,61	55,05	156,07	72,89	14,64	3277,50	3276,64	3277,07	462,75
1.07.2010	2,11	8,86	272,44	127,24	30,19	3276,64	3130,17	3203,41	462,20
1.08.2010	0,86	1,43	359,94	168,11	38,86	3130,17	2925,50	3027,84	457,92
1.09.2010	8,23	10,49	221,59	103,50	16,88	2925,50	2823,85	2874,68	454,14
1.10.2010	54,75	82,37	79,76	37,25	0,28	2823,85	2923,43	2873,64	454,12
1.11.2010	16,63	16,57	74,62	34,85	0,00	2923,43	2921,78	2922,61	455,33
1.12.2010	65,50	123,75	39,26	18,33	0,00	2921,78	3092,70	3007,24	457,42

3.2.4 Data

This model utilized meteorological data from the Turkish State Meteorological Service (MGM) stations in Yalvaç, Senirkent, and Eğirdir (Figure 3-7), as well as lake water level-volume data from the State Hydraulic Works (DSİ).

To calculate the water budget, precipitation, runoff, and evaporation data (in hm^3) were used, and the volumes at the beginning, middle, and end of the month were calculated for 0%, 50%, and 100% supply scenarios.

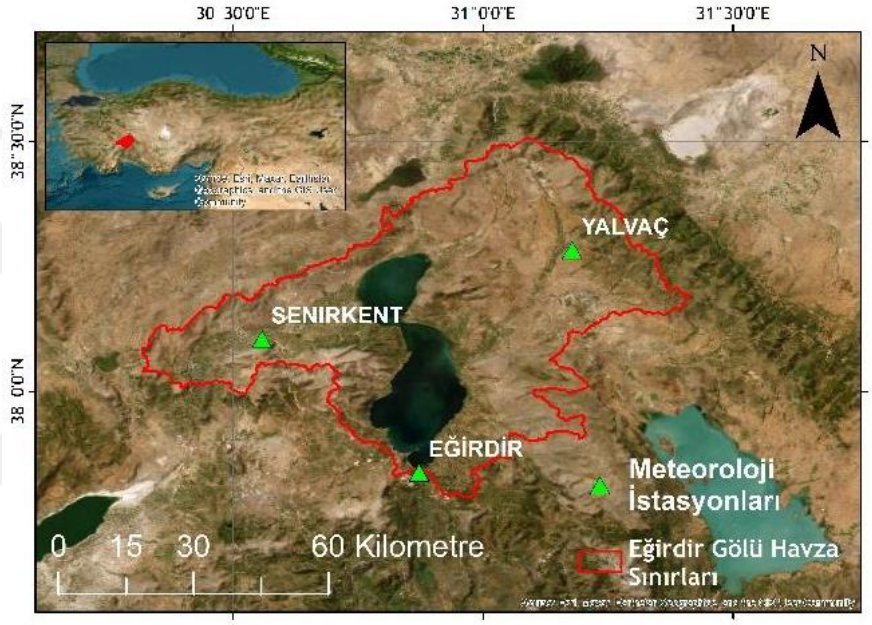

Figure 3.7 Eğirdir Lake, watershed boundaries, and meteorological stations used in the hydrological model

3.2.4.1 Deficit constant loss method

A loss method available within the sub basin is used to perform the infiltration calculations in HEC HMS. The four parameters of the Deficit and Constant Loss method—initial Deficit, Maximum Storage, Constant Rate, and Percent Impervious Area in the Catchment—were utilized for continuous simulation and to manage the percolation loss in all subbasins. (Din. et al,2019)

Table 3.2 Loss Parameter-Deficit and Constant

Subbasin	Initial Deficit (MM)	Maximum Storage (MM)	Constant Rate (MM/HR)	Impervious (%)
Subbasin-1	500	500	5	25
Subbasin-2	500	500	5	25
Subbasin-3	500	500	5	25
Subbasin-4	500	500	5	25
Subbasin-5	500	500	5	25
Subbasin-6	500	500	5	25

3.2.4.2 Clark unit hydrograph

The surface runoff is calculated using the transform method. The model provides multiple transform methods. The Clark Unit hydrograph transform method was used to carry out the loss method. The original purpose of this synthetic unithydrograph method was to calculate the peak runoff resulting from unit precipitation. Additionally, the hydrograph's time base and width at 50% of peak flow were determined empirically.

Time of concentration (TC)

Time of Concentration computed using the Bransby-Williams formula (Mahdavi, 2005).

$$TC = \left(\frac{L}{1.5D}\right) * \frac{\sqrt[5]{A^2}}{S} \quad (3.2)$$

Where A is basin area (km²), S is river slope (%), D is circle diameter equivalent to basin area (km), L is main river length (km), and TC is time of concentration (hour). The TC calculation results are shown in table (3.2).

Table 3.3 Transform -Clark unit hydrograph

Subbasin	Time of Concentration (HR)	Storage (HR)
Subbasin-1	7.3	13.55
Subbasin-2	2.5	4.64
Subbasin-3	5.32	9.87
Subbasin-4	9.29	17.25
Subbasin-5	3.75	6.96
Subbasin-6	2.46	4.57

3.2.4.3 Canopy method

A simple canopy is selected for the canopy method. This approach is a simple illustration of a plant canopy. Till the storage capacity is reached, all precipitation is captured. All subsequent precipitation falls to the surface or, in the absence of a surface representation, directly to the soil once the storage is full. The percentage of the canopy storage that is filled with water at the start of the simulation should be the initial condition of the canopy. The maximum amount of water that leaves can hold before surface through-fall commences is known as canopy storage. An effective depth of water is used to specify the amount of storage. When determining how much water should be actually extracted from the soil, the crop coefficient is a ratio that is applied to the potential evapotranspiration (which is calculated in the meteorological model) (Roy et al., 2013).

Table 3.4 Canopy - Simple Canopy

Subbasin	Initial Storage (%)	Max Storage (MM)	Crop Coefficient	Evapotranspiration
Subbasin-1	0	100	1.0	Wet and Dry Periods
Subbasin-2	0	100	1.0	Wet and Dry Periods
Subbasin-3	0	100	1.0	Wet and Dry Periods
Subbasin-4	0	100	1.0	Wet and Dry Periods
Subbasin-5	0	100	1.0	Wet and Dry Periods
Subbasin-6	0	100	1.0	Wet and Dry Periods

3.2.4.4 Surface method

Surface method is used to show the ground surface where water can accumulate in depression storage areas. The amount of precipitation that is available for direct flow is decreased as net precipitation builds up in the depression storage areas and permeates the soil as it has the capacity to absorb water. Precipitation that is not captured by canopy interception and exceeds the rate of infiltration is stored as water in surface interception storage. Until it is eliminated by infiltration and evapotranspiration, precipitation is stored in surface interception storage (Engineers, 2008).

Table 3.5 Surface - Simple Surface

Subbasin	Initial Storage (%)	Max Storage (mm)
Subbasin-1	0	100
Subbasin-2	0	100
Subbasin-3	0	100
Subbasin-4	0	100
Subbasin-5	0	100
Subbasin-6	0	100

3.2.4.5 Water loss Evaporation Calculation - Meyer's formula

In the operation studies of dams and lakes (water budget calculations), evaporation from the water surface is an important type of loss.

In terms of losses, evaporation from the water surface will be taken into account and calculated using the empirical Meyer's Formula. Other losses will be neglected within the scope of this project. The identified needs include drinking water, irrigation water, and environmental flow. These elements will be prioritized in the management and utilization of water resources. Evaporation has been calculated using the Meyer Formula provided below (3.2).

$$E = A(e_w - e_a)\left(1 + \frac{w^8}{16}\right) = A * e_w(1 - R_n)(1 + \frac{w^8}{16}) \quad (3.3)$$

E - The rate of evaporation, usually expressed in units of depth per time (e.g., mm/day).

A - An empirical coefficient that depends on factors like temperature, geographic location, and surface type. It is a dimensionless constant that adjusts the formula to fit specific conditions.

e_w - The vapor pressure of the water surface (saturated vapor pressure at the water temperature), usually measured in millibars (mb) or kilopascals (kPa)

e_a - The actual vapor pressure of the air above the surface, also in mb or kPa. It represents the amount of water vapor currently in the air.

W - Wind speed at a specified height above the surface, often measured in meters per second (m/s).

$R_n -$: The reflection coefficient or albedo, which represents the fraction of solar radiation reflected by the water surface.

3.2.4.6 Elevation-Area-Volume

To monitor changes in the water level of Lake Eğirdir and accurately calculate the water budget, elevation-area-volume data of the lake have been used. These data include the area and volume values that vary with the lake's water level. The elevation (height) data of the lake allow us to understand the fluctuations in water levels over the years and their effects on the lake's area and volume. This information has been used as a crucial component in calculating the lake's water budget in the hydrological modeling process.

Table 3.6 Elevation-Area-Volume

Elevation (m)	**Area (m²)**	**Volume (m³)**	**Elevation (m)**	**Area (m²)**	**Volume (m³)**
906	0	0	913	388	1,465
907	51	18	914	417	1,871
908	122	109	915	436	2,298
909	192	270	916	451	2,743
910	248	494	917	462	3,200
911	299	770	918	466	3,664
912	346	1,095	919	466	3,906

3.2.4.7 The calibration results

The calibration results for the years 2010–2014 and 2010–2016, as well as the statistical analysis of these calibrations, are shown in the two charts below.

The chart (Figure 3.8) illustrates a comparison between observed and calibrated data regarding the volume of Lake Eğirdir 2010-2014. The observed data is represented by the blue line, while the calibrated data, derived from the hydrological model, is shown in red. Both datasets exhibit a similar trend over the period, indicating fluctuations in lake volume with a general pattern of seasonal variation. Although the calibrated data closely follows the observed data, slight discrepancies are noticeable, particularly in the amplitude of volume changes. These differences suggest that while the hydrological model effectively captures the overall dynamics of the lake's volume, there may be minor inaccuracies in the calibration process. However, the alignment of the two datasets demonstrates the model's reliability in simulating the lake's hydrological behavior over the observed period. R^2=0.720679

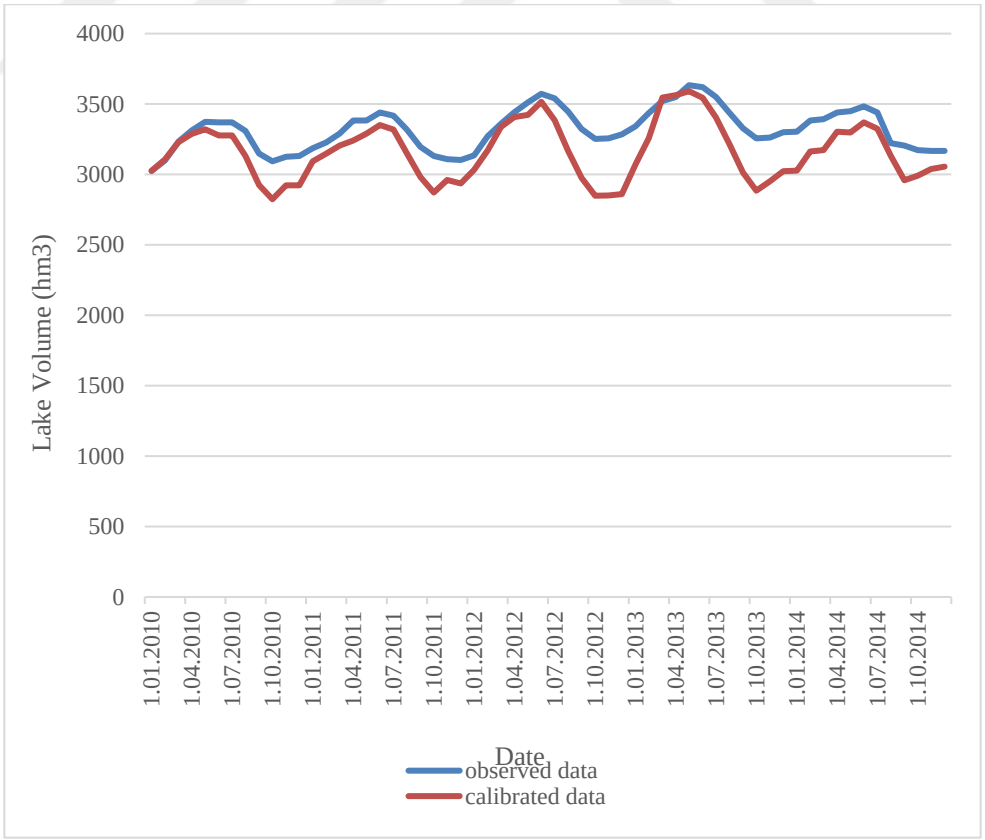

Figure 3.8 Observed data vs calibrated data

Lake volume data from 2010 to 2016 is displayed in this figure (Figure 3.9) as a single dataset that includes both calibrated (orange line) and observed (blue line) data. These two lines' alignment indicates that the calibration procedure successfully corresponds with the recorded data, rendering it a trustworthy depiction of lake volume variations during this time frame. With calibration included, this extensive dataset enhances model accuracy for upcoming volume forecasts. R^2=0.783547607

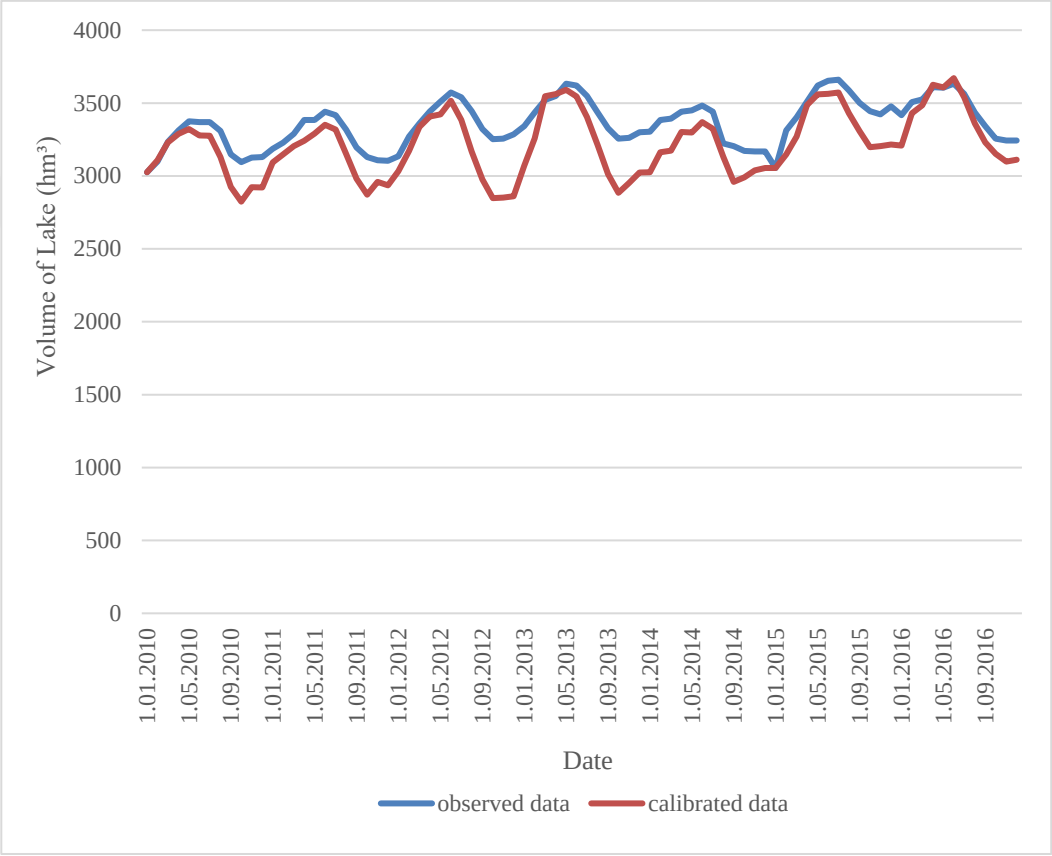

Figure 3.9 Observed data vs calibrated data (2010-2016)

The R^2 value has been used to assess the model's capacity to simulate Lake Eğirdir's volume changes based on the observations and calibration outcomes shown in the chart. With a computed R^2 of 0.720679, and 0.783547607 the observed and calibrated data show a moderate degree of agreement. According to this R^2, the model accounts for roughly 72% of the variance in the observed data, indicating that while it captures the overall trend, there are some inconsistencies. The better the model fits

the observed data, the closer the R^2 is to 1. Here, an R^2 of 0.72 and 0.783547607 suggests that, despite possible small accuracy problems, the model can capture seasonal variations in lake volume.

Analyzing Calibration Results Statistically: Value of R - square (0.720679), (0.783547607): These figures indicate that while the model does not offer a perfect fit, it does explain a sizable amount of the observed data. As a result, the model might occasionally deviate from the observed data.

General Interpretation: The more closely the model's predictions match the observations, the closer the R^2 is to 1. In this case, an R^2 of 0.72 indicates that the calibration procedure could be improved. Small variations in amplitude and deviations in specific periods suggest that the model's parameters could be improved, even though it accurately depicts the overall seasonal trend. These results suggest that the model provides a reliable method for modeling Lake Eğirdir's volume changes, though more calibration work could increase accuracy.

CHAPTER FOUR
RESULT AND CONCLUSION

4.1 Result

The chart (Figure 4.1) illustrates a comparison between observed and calibrated data regarding the volume of Lake Eğirdir 2010-2014. The observed data is represented by the blue line, while the calibrated data, derived from the hydrological model, is shown in red. Both datasets exhibit a similar trend over the period, indicating fluctuations in lake volume with a general pattern of seasonal variation. Although the calibrated data closely follows the observed data, slight discrepancies are noticeable, particularly in the amplitude of volume changes. These differences suggest that while the hydrological model effectively captures the overall dynamics of the lake's volume, there may be minor inaccuracies in the calibration process. However, the alignment of the two datasets demonstrates the model's reliability in simulating the lake's hydrological behavior over the observed period.

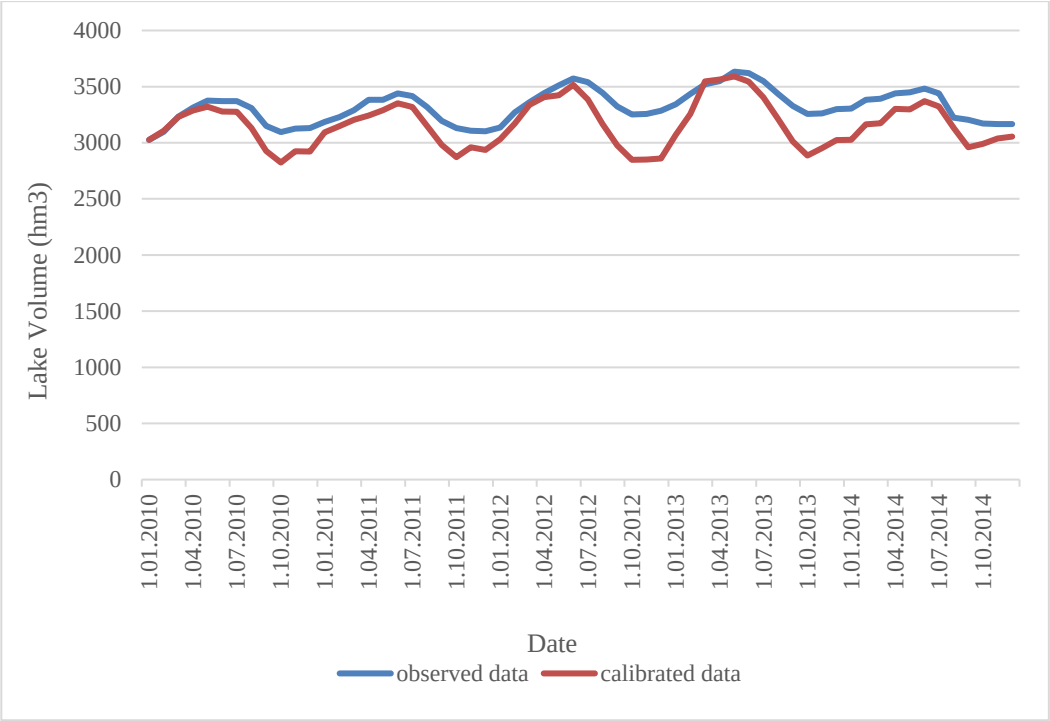

Figure 4.1 Observed data vs calibrated data

The chart (Figure 4.2) compares observed and validated data of Lake Eğirdir's volume from 2015 to 2019. The observed data, depicted in blue, and the validated data, shown in red, follow a similar pattern, indicating the lake's volume fluctuations over time. Both datasets exhibit a consistent seasonal trend, although some deviations between the observed and validated data are evident. These deviations are more pronounced than in the previous period, particularly in the latter half of the validation period, where the validated data tends to overestimate the lake's volume compared to the observed data. Despite these discrepancies, the validated data generally aligns with the observed data, suggesting that the model is fairly accurate in replicating the lake's hydrological behavior during this period, though there may be room for further refinement in the model's parameters to improve its predictive accuracy.

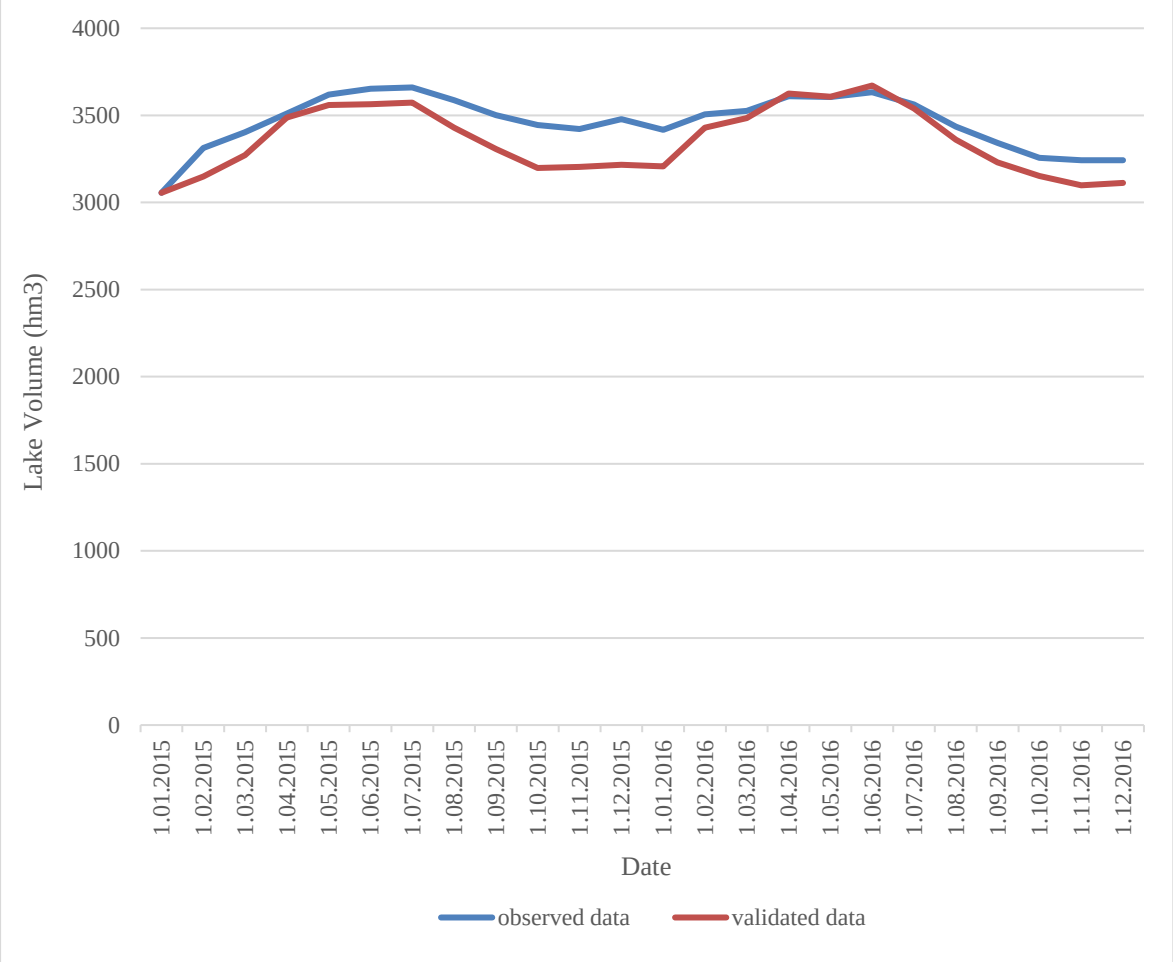

Figure 4.2 Observed data vs validated data

Lake volume data from 2010 to 2016 is displayed in this figure (Figure 4.3) as a single dataset that includes both calibrated (orange line) and observed (blue line) data. These two lines' alignment indicates that the calibration procedure successfully corresponds with the recorded data, rendering it a trustworthy depiction of lake volume variations during this time frame. With calibration included, this extensive dataset enhances model accuracy for upcoming volume forecasts.

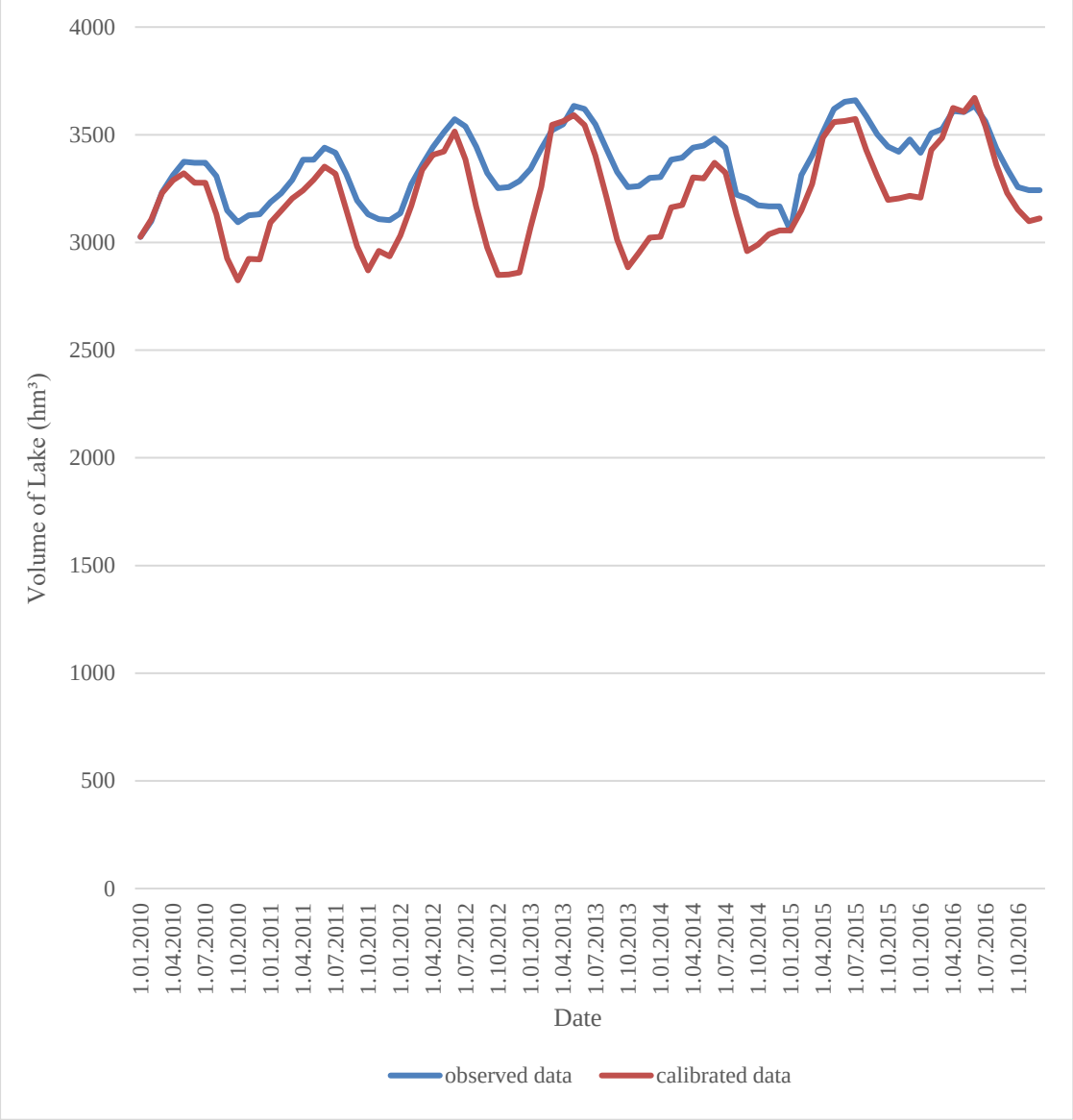

Figure 4.3Observed data vs calibrated data (2010-2016)

The lake volume data from 2017 to 2019 is displayed in this chart (Figure 4.4) as the observed (blue line) and validated (orange line). During this time, the lake volume shows an extremely weird trend that suggests atypical fluctuations. However, it was incorporated into future scenario projections, as it may represent potential variations in lake volume that could reoccur under similar conditions.

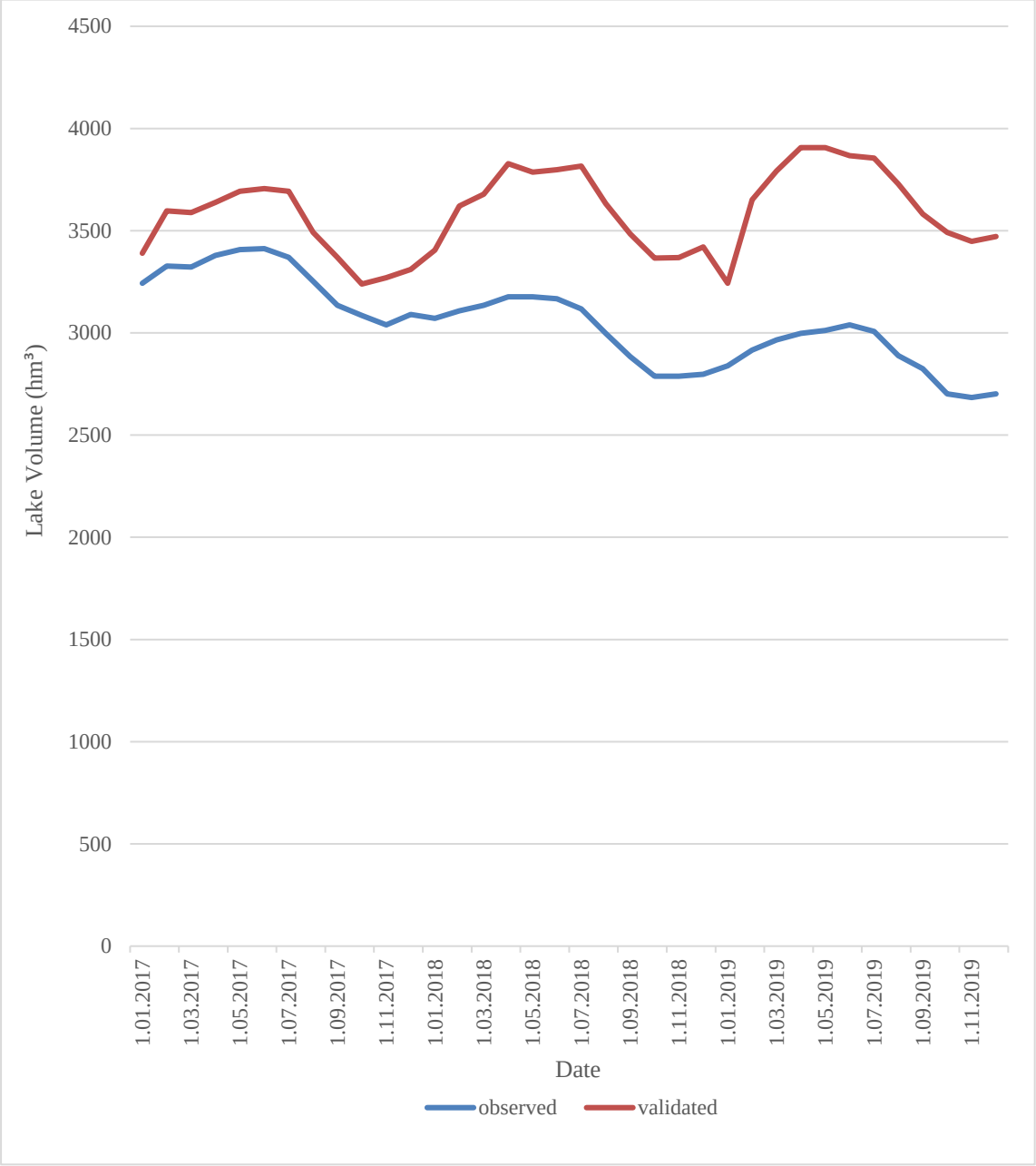

Figure 4.4 Observed data vs validated data (2017-2019)

This chart (Figure 4.5) tracks the lake's volume from January 2010 to September 2019 under three different water management scenarios: 100% (blue), 50% (orange), and 0% (gray). Over time, all scenarios show a general decline in the lake's volume, with the 0% scenario (no water management) maintaining the highest volume and the 100% scenario (full water management) showing the lowest. The divergence between the lines highlights the impact of water management strategies, with more intensive management leading to a greater reduction in lake volume.

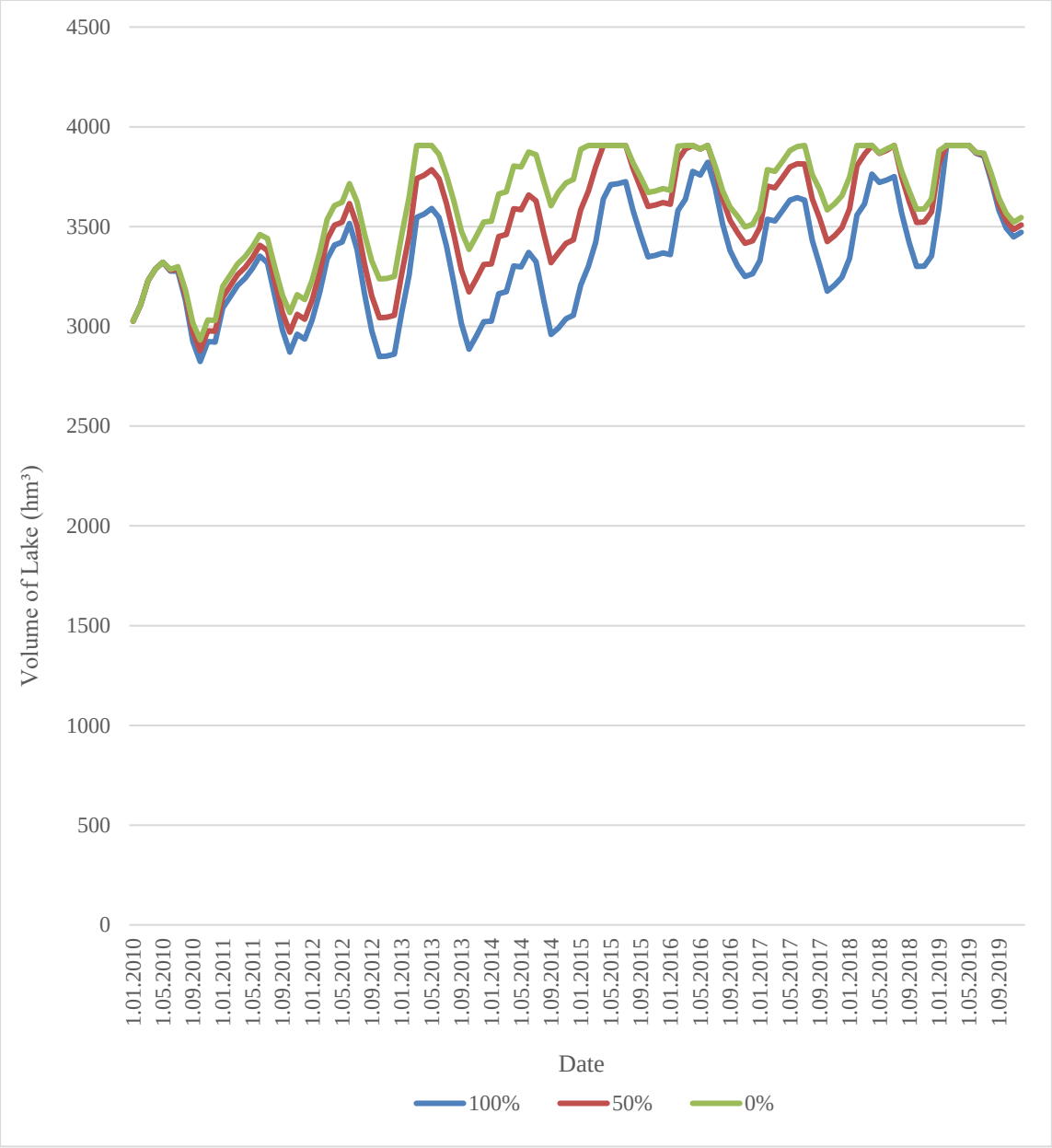

Figure 4.5 Water budget of the baseline period

The lake's volume decreased steadily between 2017 and 2032, as shown in this chart (Figure 4.6). According to this pattern, the lake is expected to run out of water by October 2032 if it keeps up. Reduced inflows, possibly from less precipitation, and increased outflows, such as evaporation or human extraction, could be the causes of this notable decline. The lake would likely remain empty if this trend continued until 2050, underscoring the need for sustainable water management techniques..

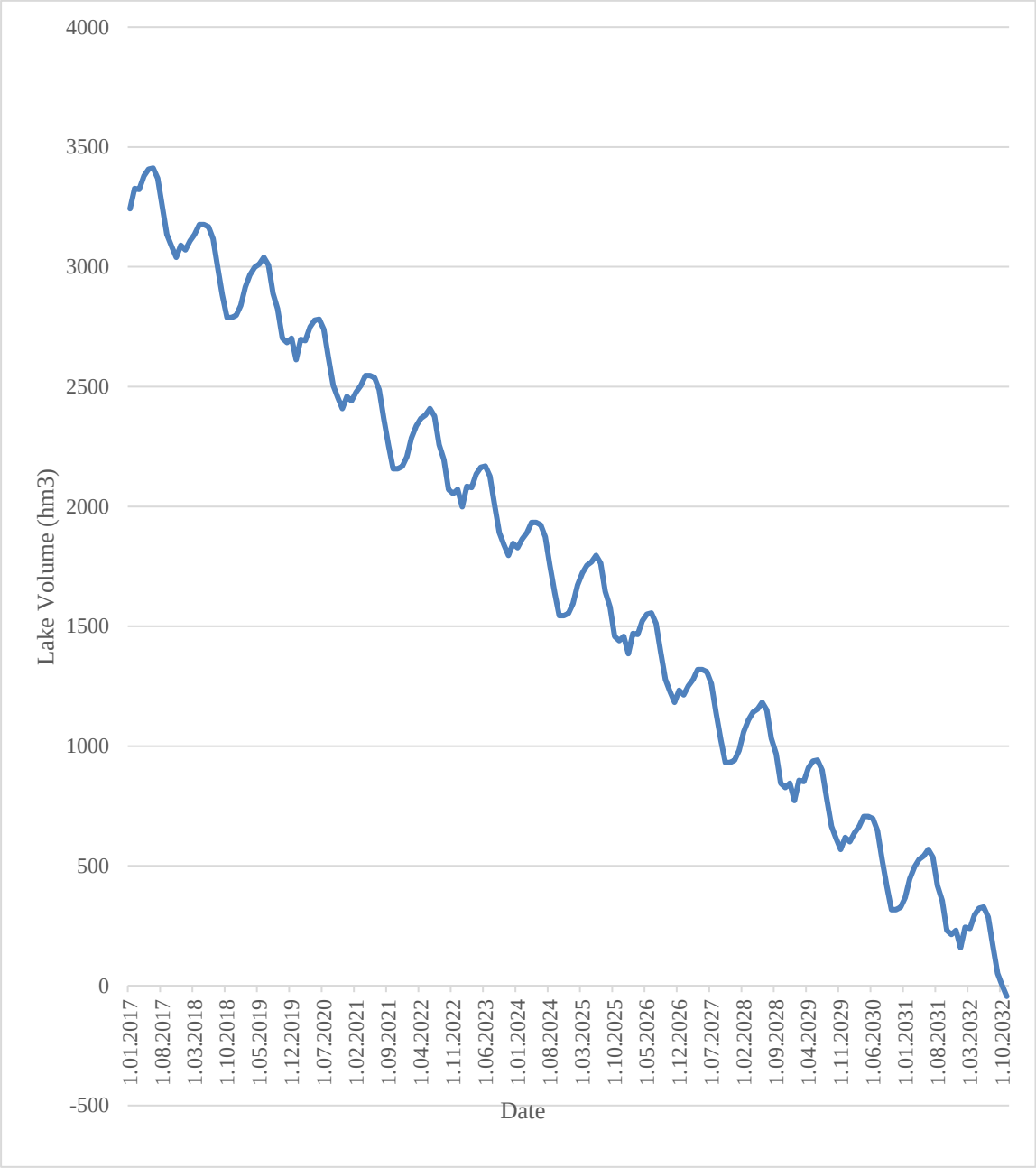

Figure 4.6 2050 water budget prediction

This graph (Figure 4.7) illustrates the projected lake volume in 2050 under different inflow scenarios, with an initial lake volume of 3242.57 hm³. Under the 100%, 50%, and 0% inflow scenarios, the lake volume increases until mid-year, peaking around May or June, then gradually declines through November before stabilizing. These projections highlight how seasonal inflows and outflows impact lake storage, emphasizing the sensitivity of lake volume to variations in water budget inputs.

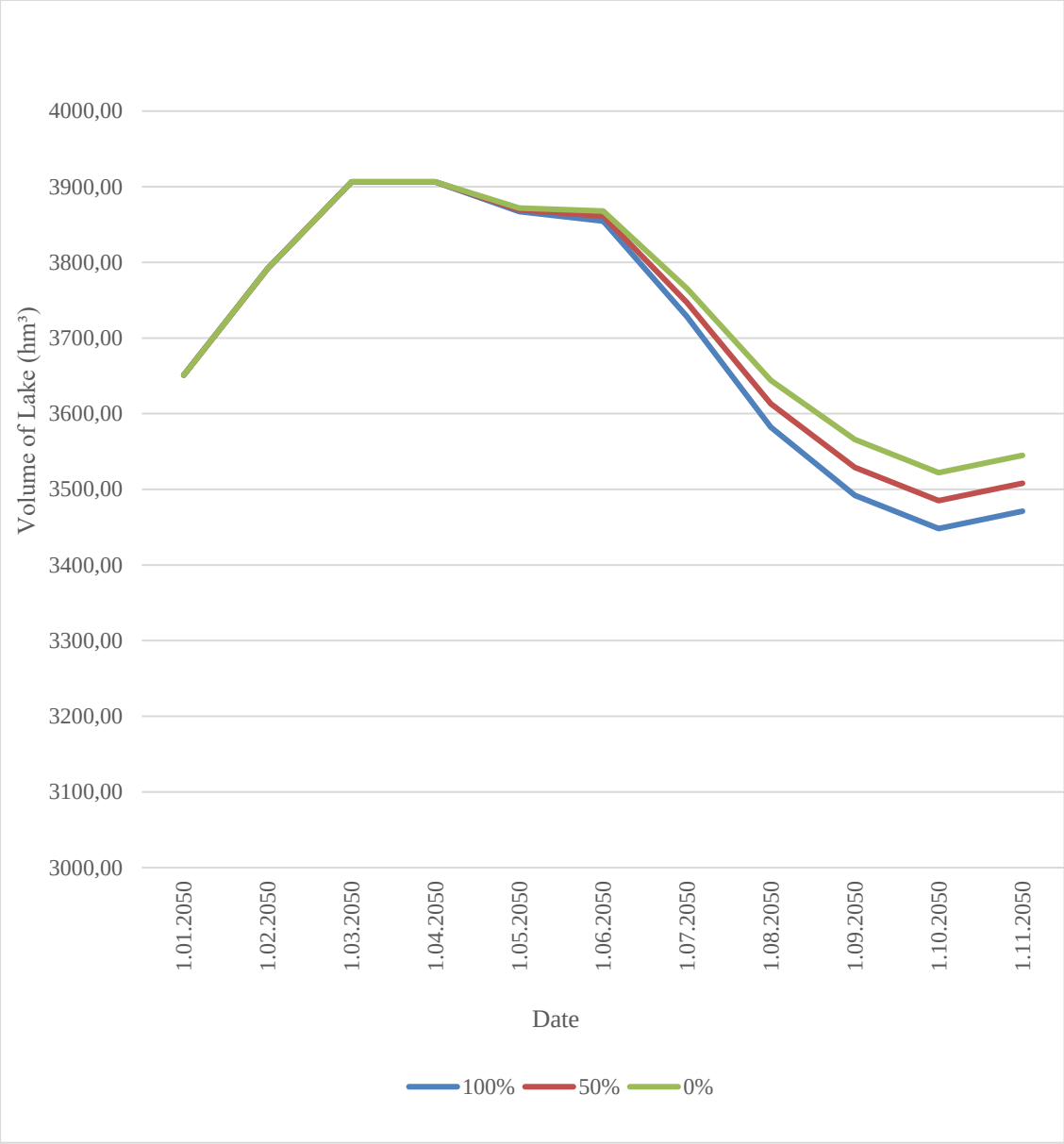

Figure 4.7 2050 Water Budget Projection: Initial Value = 3242.57 hm³ scenario

This figure (Figure 4.8) shows the estimated lake volume for 2050 under three different inflow scenarios: 100%, 50%, and 0%. The initial value is 0 hm³. Temporary inflows cause the lake's volume to rise through the middle of the year, reaching its maximum in July. As outflows outweigh inflows, the lake's volume gradually decreases toward the end of the year. The findings demonstrate the lake's seasonal reliance on water inputs under various starting circumstances.

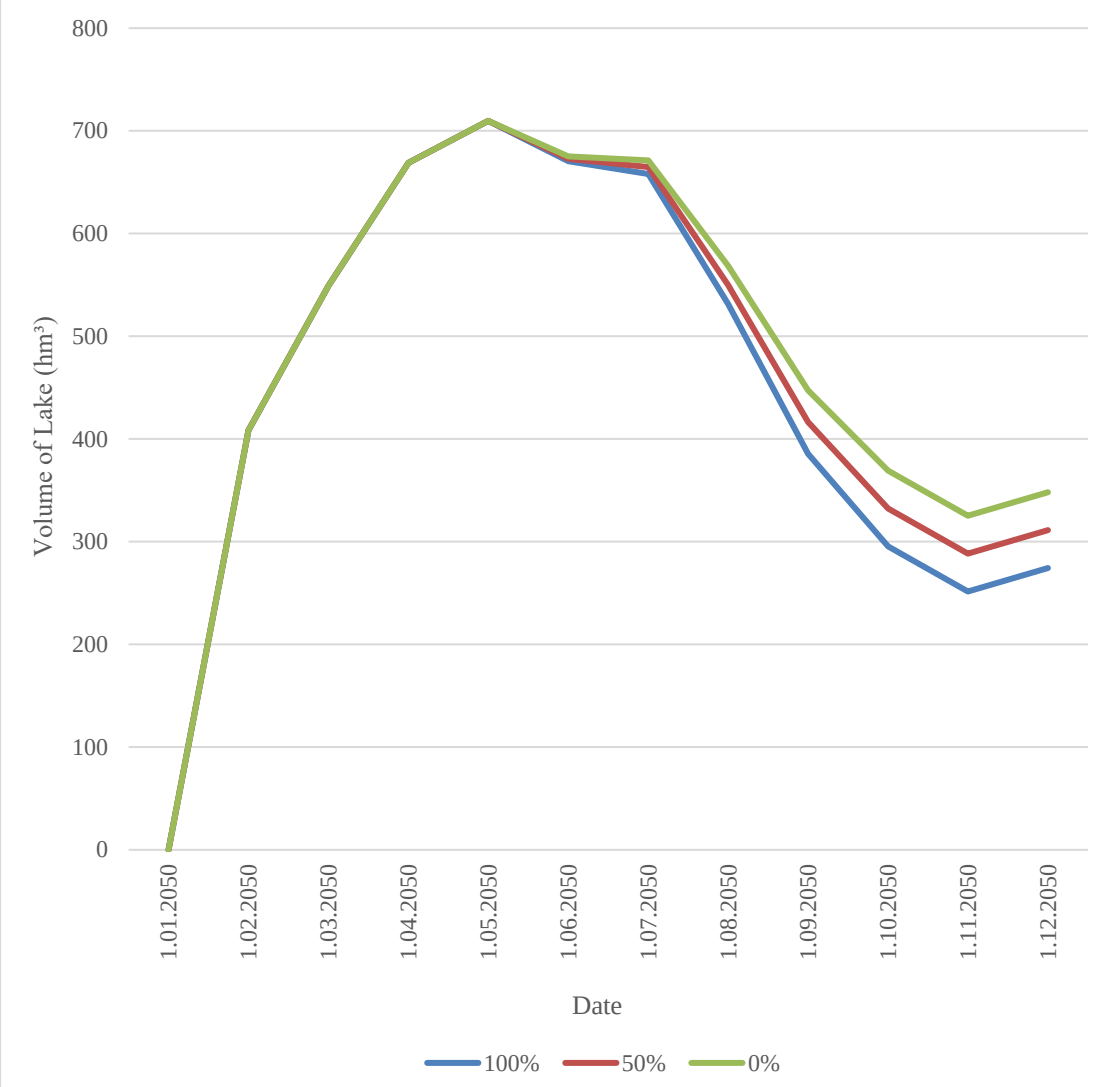

Figure 4.8 2050 Water Budget Projection: Initial Value = 0 hm³ Scenario

4.2 Conclusion

In the scope of this thesis, the water resources of Lake Eğirdir have been examined in the current and climate change affected conditions according to several demand management scenarios. While the aim of the study is to present the modeling and analysis results to the decision makers to benefit from Lake Eğirdir's water resources in a sustainable manner, the constructed framework and developed modelling bases also enables investigation of other possible scenarios and studies as well.

The thesis first lays out the current hydrological conditions of Lake Eğirdir by the developed HEC-HMS model. While the period of 2010-2014 was used for the calibration of the model, the period of 2015-2016 was used for the validation process. On the other hand, in the period of 2017-2019, an unnatural downward trend in the lake's water levels was detected, which was not incorporated into the model during the calibration and validation phases. However, this trend was then included in the scenario development section of the thesis. On the determination of the climate change effects, RCP8.5 model variables (temperature and precipitation) were used to simulate the conditions of the year 2050.

In order to evaluate the impacts of climate change and various management scenarios, a water budget model of Lake Eğirdir was also generated. The model takes into consideration of precipitation, evaporation, surface inflow, and demands of Lake Eğirdir. The scenario development phase of the thesis considers climate change impacts, the downward trend found in 2017-2019, and demand management simulations. In the case of demand management, the gradual conversion to dry-farming options for the lake watershed has been considered.

Since agricultural activities both locally and globally consume a large share of the available freshwater, any savings precaution in this budget would make a significant impact on the rest of the water-consuming sectors such as industry, domestic use, and environmental needs. In this sense, the gradual conversion to dry-farming options has been investigated. The baseline condition with 0% conversion to dry-farming, and 50%, and 100% conversion to dry-farming have been investigated which translates to 0%, 50%, and 100% water demand decrease in the case of water budgeting.

The water budget analyses show that if the downward trend in 2017-2019 continues, the lake will reach critically low water levels, potentially running out of

water by October 2032. Additionally, two different initial volume scenarios were analyzed to evaluate the sensitivity of the lake's water balance. The first scenario used the lake's water volume at the end of 2016, which was 3242.57 hm^3, as the starting point. In the second scenario, we assumed an initial volume of 0 hm^3, considering the downward trend to continue and deplete the lake's sources. Although these two scenarios might appear similar in graphical representations, further analysis revealed significant differences in terms of the lake's overall health and volume dynamics. This highlights the importance of accurate initial conditions in modeling and the substantial impact that varying starting points can have on long-term predictions.

In summary, while Lake Eğirdir currently holds a substantial water volume, the analysis of the water balance and management scenarios indicates that the lake's water resources are under considerable threat. The unnatural trend observed in 2017-2019 should be thoroughly investigated to determine its causes, as it could have significant implications for the future availability of water in the region. A deeper understanding of this trend is essential for informing water management strategies and ensuring the sustainable future of Lake Eğirdir.

REFERENCES

Aksoy, H., Unal, N. E., Eris, E. B. R. U., & Yuce, M. I. (2013). Stochastic modeling of Lake Van water level time series with jumps and multiple trends. Hydrology and Earth System Sciences, 17(6), 2297-2303.

Chlost, I. (2019). Water balance of Lake Gardno. Limnological Review, 19(1), 15-23.

Chu, X., & Steinman, A. (2009). Event and continuous hydrologic modeling with HEC-HMS. Journal of Irrigation and Drainage Engineering, 135(1), 119-124.

Coşkun, D., & Ertan, Ö. (2016). Eğirdir Gölü (Hoyran Bölgesi) fitoplanktonik alg florası üzerine bir araştırma. Süleyman Demirel Üniversitesi Fen Bilimleri Enstitüsü Dergisi, 20(1), 16-26.

Davis, CA 2000b U.S. Army Corps of Engineers. "HEC-HMS Technical Reference Manual," Hydrologic Engineering Center,.

Davraz, A., Şener, E., Şener, Ş., & Varol, S. (2014). Water Balance of the Eğirdir Lake and the Influence of Budget Components, Isparta, Turkey. Süleyman Demirel Üniversitesi Fen Bilimleri Enstitüsü Dergisi, 18(2), 27-36.

De Silva, M. M. G. T., Weerakoon, S. B., & Herath, S. (2014). Modeling of event and continuous flow hydrographs with HEC–HMS: case study in the Kelani River Basin, Sri Lanka. Journal of Hydrologic Engineering, 19(4), 800-806.

Didinen, H., & BOYACI, Y. Ö. (2007). Eğirdir Gölü Hoyran Bölgesi Rotifer Faunasının (Rotifera) Sistematik ve Ekolojik Yönden İncelenmesi. *Ege Journal of Fisheries and Aquatic Sciences*, *24*(1), 31-37.

Din, S. U., Khan, N. M., Israr, M., Nabi, H., & Khan, M. (2019). Runoff modelling using HEC HMS for rural watershed. *Development*, *6*(12), 2348-4470.

Dinka, M. O., Loiskandl, W., & Ndambuki, J. M., 2014. Hydrologic modelling for Lake Basaka: development and application of a conceptual water budget model. Environmental monitoring and assessment, 186, 5363-5379.

Do, H. X., Smith, J. P., Fry, L. M., & Gronewold, A. D. (2020). Seventy-year long record of monthly water balance estimates for Earth's largest lake system. Scientific Data, 7(1), 276.

Duan, Z., Gao, H., & Ke, C. (2018). Estimation of lake outflow from the poorly gauged Lake Tana (Ethiopia) using satellite remote sensing data. Remote Sensing, 10(7), 1060.

Engineers, U.A.C., 2008. Hydrologic modeling system (HEC-HMS) application guide: version 3.1. 0. Institute for Water Resources, Davis.

Fagherazzi, L., Guay, R., Sparks, D., Salas, J., & Sveinsson, O. (2005). Stochastic modeling and simulation of the Great Lakes–St. Lawrence River system. Rep. submitted to the International Lake Ontario-St. Lawrence Study.

Feldman, A.D., 2000. Hydrologic Modeling System HEC-HMS, Technical Reference Manual. U.S. Army Corps of Engineers, Hydrologic Engineering Center, HEC, Davis, CA, USA.

Fleming, M. (2004). Description of the hydrologic engineering center's hydrologic modeling system (HEC-HMS) and application to watershed studies.

Fraser, C. M., Kalin, R. M., Kanjaye, M., & Uka, Z. (2020). A national border-based assessment of Malawi's transboundary aquifer units: Towards achieving sustainable development goal 6.5. 2. Journal of Hydrology: Regional Studies, 31, 100726.

Gebreegziabher, Y. (2005). Assessment of the water balance of Lake Awassa catchment, Ethiopia. Enschede, The Netherlands: ITC.

GERSAR, İ., 1995, Isparta Yöresindeki Göllerin Hidrolik Denge Analizi, T.C. Tarım ve Köy İşleri Bakanlığı ve Fransa Cumhuriyeti Tarım ve Balıkçılık Bakanlığı, Tarımsal Üretim ve Geliştirme Genel Müdürlüğü, Su Ürünleri Araştırma Enstitüsü Müdürlüğü, Sayı: 627/1, 1-66. (78)

Imran, U., Zaidi, A. Z., Ullah, A., Mahar, R. B., Khokhar, W. A., & Naeem, B. (2023). Surface runoff water potential in the ungauged multi-basin Manchar Lake of Pakistan. Sustainable Water Resources Management, 9(6), 180.

Kansoh, R., Abd-El-Mooty, M., & Abd-El-Baky, R., 2020. Computing the water budget components for lakes by using meteorological data. Civil Engineering Journal, 6(7), 1255-1265.

Karaman, M. (2010). The tectonic evolution of Lake Eğirdir, west Turkey. *Geologos*, *16*(4), 223-234.

Kesici, E., & Kesici, C. (2006). Eğirdir Gölü (Isparta)'nün Doğal Yapısına Yapılan Müdahalelerin Gölün Ekolojik Yapısına Etkileri. *Ege Journal of Fisheries and Aquatic Sciences*, *23*(1), 99-103.

Koçyiğit, A., 1983. Tectonics of the Hoyran Lake (Isparta Angle) Around, Bulletin of Turkey Geology Corporation, 26, 1-10.

Mahdavi, M., 2005. Applied hydrology, vol, 2, Tehran university press.

Makwinja, R., Phiri, T., Kosamu, I. B., & Kaonga, C. C. (2017). Application of stochastic models in predicting Lake Malawi water levels. International Journal of Water Resources and Environmental Engineering, 9(9), 191-200.

Moriasi, D., Arnold, J., Van Liew, M., Bingner, R., Harmel, R., Veith, T., 2007. Model evaluation guidelines for systematic quantification of accuracy in watershed simulations. Trans ASABE 50(3):885–900.

Roy, D., Begam, S., Ghosh, S., & Jana, S. (2013). Calibration and validation of HEC-HMS model for a river basin in Eastern India. *ARPN journal of Engineering and* Applied *Sciences*, *8*(1), 40-56.

Şanlı, A. S., Kesgin, E., Tan, R. İ., Agaccioglu, H., Demir, İ., & Sinan, İ., 2022. Effect of lake-water budget management preferences on optimum operating conditions and neighboring basins interacting: case of Lake Beyşehir (Turkey). Sustainable Water Resources Management, 8, 1-18.

TOKGÖZLÜ, A., 1996, Eğirdir Gölü'nde Buharlaşma ve Buharlaşmayı Önleme Yöntemleri, Doktora Tezi, İ.Ü. Deniz Bilimleri ve İşletmeciliği Enstitüsü. (64)

Varol, S., Davraz, A., Şener, Ş., Şener, E., Aksever, F., Kırkan, B., & Tokgözlü, A., 2018. Application of a conceptual water budget model for Salda Lake, (Burdur/Turkey). Mühendislik Bilimleri ve Tasarım Dergisi, 6(1), 29-37.

Winter, T.C., 1995. Hydrological Processes and the Water Budget of Lakes. In: Lerman, A., Imboden, D.M., Gat, J.R. (eds) Physics and Chemistry of Lakes. Springer, Berlin, Heidelberg.

Wu, Y., Zheng, H., Zhang, B., Chen, D., & Lei, L. (2014). Long-term changes of lake level and water budget in the Nam Co Lake Basin, central Tibetan Plateau. Journal of Hydrometeorology, 15(3), 1312-1322.

Young, C. C., Liu, W. C., & Hsieh, W. L. (2015). Predicting the water level fluctuation in an alpine lake using physically based, artificial neural network, and time series forecasting models. Mathematical Problems in Engineering, 2015(1), 708204.

Zeynoddin, M., Bonakdari, H., Ebtehaj, I., Azari, A., & Gharabaghi, B. (2020). A generalized linear stochastic model for lake level prediction. Science of The Total Environment, 723, 138015.

APPENDIX 1

DATE Station	EVAPORATION mm (YALVAÇ STATION)	EVAPORATION mm (SENIRKENT STATION)	EVAPORATION mm (EĞİRDIR STATION)
01-01-10	75.8	72.3	67.9
02-01-10	69.1	48.3	82.2
03-01-10	84.1	62.4	71
04-01-10	70.6	65.7	66.2
05-01-10	66.1	66.8	66.3
06-01-10	75.8	71.4	80.1
07-01-10	75.5	72.6	78.5
08-01-10	68.6	72.1	81.5
09-01-10	65	72.7	74.4
10-01-10	67	61.6	49.2
11-01-10	68	65.6	70
12-01-10	77.8	76.8	81.4
13-01-10	89.3	90.5	96.4
14-01-10	89.9	90	98.9
15-01-10	91	91.7	96.7
16-01-10	90	89.6	98.8
17-01-10	92.8	93.8	98.7
18-01-10	86.1	89.8	97.3
19-01-10	92.2	88.8	96
20-01-10	93.7	85.9	96.5
21-01-10	88.4	72.6	83.2
22-01-10	84.2	81.7	97.8
23-01-10	87.1	85.3	87.8
24-01-10	74.2	73	85
25-01-10	62.3	63.5	70.1
26-01-10	51.9	53.7	59.3
27-01-10	63.7	64.8	72.2
28-01-10	87.3	86	98
29-01-10	88	73.7	99
30-01-10	84.6	68	98.1
31-01-10	89.3	82.8	98.6
01-02-10	72.3	57	86.8
02-02-10	80.7	59	97.3
03-02-10	75.8	68.8	71.3
04-02-10	58.7	56.3	58
05-02-10	62.8	64.7	65.7
06-02-10	65.4	66.2	65.3
07-02-10	76.5	67.2	87.7
08-02-10	88.1	79.1	99
09-02-10	93.4	92.5	99
10-02-10	91.1	89	99

11-02-10	79.4	69	97.3
12-02-10	84.3	66.4	96.7
13-02-10	67.8	60.6	85.2
14-02-10	64	55.6	75.2
15-02-10	57.3	48	67.6
16-02-10	68.2	59.3	75.8
17-02-10	75.3	68.1	79.6
18-02-10	58.9	59.6	70.5
19-02-10	73.2	58.6	79.9
20-02-10	75.4	66.4	65.3
21-02-10	73.6	65.7	75.6
22-02-10	68	57.3	68.1
23-02-10	70.5	54.6	67
24-02-10	76.6	65	80.1
25-02-10	81.7	79.4	92.7
26-02-10	81.5	78.3	86.5
27-02-10	80.2	78.3	90.8
28-02-10	83.4	82.3	91.7
01-03-10	80	77.6	85.8
02-03-10	71.9	67.5	71.5
03-03-10	70	61.1	70.2
04-03-10	63.3	57.5	57.1
05-03-10	71.8	61.5	86
06-03-10	75.8	58.5	87.6
07-03-10	80.8	69.3	85
08-03-10	76.6	62	83.1
09-03-10	53.7	50.6	70.5
10-03-10	71.5	68.8	84.4
11-03-10	64	59.6	58.7
12-03-10	63.1	51.8	65.8
13-03-10	61.8	57.4	74.1
14-03-10	73.5	66.9	77.3
15-03-10	85.2	79.7	79.9
16-03-10	55.6	52.4	55.6
17-03-10	56	49.3	55.6
18-03-10	48	50	55.1
19-03-10	41.1	37.7	37.9
20-03-10	43.9	43.8	47.1
21-03-10	46.8	43.7	52.4
22-03-10	53.2	45	51.6
23-03-10	48.3	40.9	55.5
24-03-10	46.8	44.8	42.6
25-03-10	52.8	42.4	46.9
26-03-10	56.1	55.6	60
27-03-10	51.4	53.5	60

28-03-10	67.1	61.7	66
29-03-10	76.1	65.5	80.5
30-03-10	73.5	60.4	61.2
31-03-10	74.3	71.3	70.9
01-04-10	57.5	52.6	60.2
02-04-10	69.9	62.2	71.3
03-04-10	67.9	58.3	72.9
04-04-10	61.5	57.4	61.3
05-04-10	48	48.8	56.8
06-04-10	62.1	56	51.7
07-04-10	76.5	65	64.8
08-04-10	70.4	63.5	64.6
09-04-10	67.5	61.1	59.2
10-04-10	63.3	59.5	61.8
11-04-10	82.3	77.2	82.6
12-04-10	71.3	69.8	73.6
13-04-10	61.4	61.4	69.5
14-04-10	67.6	60.8	66.5
15-04-10	64.3	57	69
16-04-10	64.6	56.3	66.5
17-04-10	60	52.7	63
18-04-10	64.9	61.9	76.1
19-04-10	62.5	61.7	68.1
20-04-10	69	54.9	54.8
21-04-10	70.4	70.8	67.5
22-04-10	72.4	55.7	58.5
23-04-10	60.3	57.5	55.5
24-04-10	52.7	50.7	54.5
25-04-10	55.6	49.2	50.9
26-04-10	49.1	57.8	62.6
27-04-10	76.8	77.7	82.3
28-04-10	68.7	67.2	78.4
29-04-10	68.8	70.3	81.4
30-04-10	70.8	66.1	72
01-05-10	52.4	53.2	67.8
02-05-10	57.8	52.6	67.3
03-05-10	55.6	43.7	55.8
04-05-10	59.9	43.8	59
05-05-10	58.8	41.8	67.8
06-05-10	59.8	49	66.9
07-05-10	65.2	50.1	62.9
08-05-10	61	39.4	64.1
09-05-10	67.9	52.4	66.2
10-05-10	70	62.8	69.9
11-05-10	48.2	43.3	47.6

12-05-10	47.2	43.4	54.8
13-05-10	57	47.3	55
14-05-10	46.3	39.8	51.4
15-05-10	56.4	45.3	58.6
16-05-10	48	39.4	38.9
17-05-10	47.7	36.1	50.5
18-05-10	55.9	46.3	73.6
19-05-10	71.1	55.3	74.8
20-05-10	56.9	50.3	54.8
21-05-10	65.4	55.6	74.4
22-05-10	88.8	76.7	86.5
23-05-10	80.8	69.3	73.3
24-05-10	70.6	61.3	68
25-05-10	70.6	61.3	67.3
26-05-10	64.8	62.5	70.7
27-05-10	59	59.5	66.8
28-05-10	61.2	55.7	62.9
29-05-10	57.3	45.4	60.4
30-05-10	44.3	44.7	56.5
31-05-10	63.6	52.6	61.1
01-06-10	70.9	61.7	65.5
02-06-10	59.2	47.6	52
03-06-10	63	56.8	70.3
04-06-10	62.5	59	66.5
05-06-10	60.9	47.3	68.5
06-06-10	62.8	64.3	61.6
07-06-10	83.6	78.5	85.6
08-06-10	71.5	62.4	76.2
09-06-10	83.5	79.7	89.2
10-06-10	85.6	86.6	86.4
11-06-10	81.8	78	81.4
12-06-10	68.2	71.5	76.5
13-06-10	65.3	58.9	66.6
14-06-10	62.5	55.3	62.5
15-06-10	62.6	53.1	64
16-06-10	44.3	40.4	45.2
17-06-10	48	44.1	47.3
18-06-10	43.4	44.5	52.2
19-06-10	50.5	46.4	56.2
20-06-10	66.6	52.4	59.7
21-06-10	66.6	56.7	63.3
22-06-10	58.8	41	58.9
23-06-10	60.4	54.4	61
24-06-10	79.1	61	61
25-06-10	86.4	83.4	84

26-06-10	75.2	71.1	81.5
27-06-10	64.5	54.6	80
28-06-10	74.6	72.6	76
29-06-10	68.6	69	70.6
30-06-10	66.5	62	63.4
01-07-10	68.4	64.2	70
02-07-10	58.8	48.8	63.5
03-07-10	51.3	50.3	55.5
04-07-10	45.3	54.1	54.2
05-07-10	46.8	48.5	54.2
06-07-10	53.8	51.6	63
07-07-10	57	44.4	65.2
08-07-10	46.3	45.4	68.2
09-07-10	57.6	52.5	68
10-07-10	54.5	51.7	68.1
11-07-10	56.9	50.7	60.6
12-07-10	48.4	48.8	52.9
13-07-10	50.8	42.2	54.3
14-07-10	44.8	40.1	50.7
15-07-10	46.8	42.7	51.2
16-07-10	50.2	48.8	57.3
17-07-10	46.3	48.2	68
18-07-10	37.4	39.5	45.3
19-07-10	24.2	45.1	46
20-07-10	37.8	55	56.8
21-07-10	39.2	55.1	66.7
22-07-10	49.7	45.5	53.1
23-07-10	38.1	43.1	55.7
24-07-10	35.4	44.8	49.5
25-07-10	48.7	43.3	54.8
26-07-10	48.7	47.9	55.7
27-07-10	42	45.2	58
28-07-10	38.8	43.3	52.8
29-07-10	32.5	45.6	47.5
30-07-10	43.5	42.1	55.7
31-07-10	40.3	41	53.6
01-08-10	37.4	36.9	43.8
02-08-10	46.1	31.9	43.3
03-08-10	45.4	35.4	49.8
04-08-10	43.6	29.5	51.1
05-08-10	37.9	40.4	66.7
06-08-10	37.8	49.2	60.8
07-08-10	40.2	40.4	40
08-08-10	34.4	45.1	48.2
09-08-10	31.4	39.5	52.9

10-08-10	29	39.7	49.3
11-08-10	38.6	39.1	46.7
12-08-10	29.2	36.6	47
13-08-10	48	28	41
14-08-10	45.8	28.6	43
15-08-10	39.2	33.8	45.7
16-08-10	38.4	35.3	45.8
17-08-10	32.4	33.2	45
18-08-10	33.6	32.1	47
19-08-10	42.6	36	51.2
20-08-10	31.4	35	52.4
21-08-10	35.6	36.3	44.8
22-08-10	34	36.3	45.2
23-08-10	37.3	34.8	43
24-08-10	29.4	32.6	43.2
25-08-10	25.4	31.5	42.1
26-08-10	32.3	27.5	39
27-08-10	30.2	31.6	35.4
28-08-10	36.3	35.9	46.7
29-08-10	40.4	36.4	47
30-08-10	44.1	36.6	48.5
31-08-10	43	37.6	49.3
01-09-10	58.1	54.8	71.4
02-09-10	59.8	52.6	60
03-09-10	36.6	44.7	54.5
04-09-10	42.4	49.9	54.6
05-09-10	56.2	49.2	56
06-09-10	37.5	46.8	51.3
07-09-10	34.3	50.1	48.4
08-09-10	36.6	56	50.6
09-09-10	42.8	60.6	64.5
10-09-10	37.5	41.3	56.6
11-09-10	42	43.3	53.6
12-09-10	37	50.1	55
13-09-10	30.4	55.5	46.5
14-09-10	30.9	54.7	45
15-09-10	43.6	44.5	55.9
16-09-10	42.8	40.5	56.7
17-09-10	54	47.5	68.2
18-09-10	53.9	53.3	72.8
19-09-10	30	45.7	57
20-09-10	39.8	50.1	51.6
21-09-10	52.3	43.2	60.3
22-09-10	51.6	57.1	63.8
23-09-10	50	55.2	60.6

24-09-10	45	48.3	51.8
25-09-10	44	54.8	52.5
26-09-10	49.3	50.4	52.6
27-09-10	53.8	43.7	64.3
28-09-10	56.2	54.5	60.2
29-09-10	51.4	74.8	54.3
30-09-10	55.1	63.8	61.3
01-10-10	62.1	57.6	69.3
02-10-10	56	43.2	61.5
03-10-10	52.1	72.3	49.4
04-10-10	55.3	77.1	54.6
05-10-10	53.2	69.2	51.8
06-10-10	48.1	56.4	48.4
07-10-10	55.1	78.7	61.5
08-10-10	72.6	80.3	73.2
09-10-10	64	83.5	60.7
10-10-10	62.5	62.5	67.5
11-10-10	48.4	80.3	59.6
12-10-10	72.6	70.2	62.9
13-10-10	77.9	75.2	65.8
14-10-10	79.9	74.8	89
15-10-10	82.3	74.3	89.2
16-10-10	88.6	75.1	96.5
17-10-10	82.4	79.8	83.7
18-10-10	85.6	90.8	87.5
19-10-10	89	91	79.1
20-10-10	94.1	75.1	96.3
21-10-10	80.6	68.5	85.1
22-10-10	78.8	75.1	83
23-10-10	77.1	70.9	80.2
24-10-10	76.3	66	83.5
25-10-10	77.4	65.4	85.5
26-10-10	84.3	62.4	76.3
27-10-10	95	55.8	93.8
28-10-10	94.7	63.2	92.5
29-10-10	90.4	69.1	85.1
30-10-10	76.1	69.8	70.1
31-10-10	67.8	70.3	81
01-11-10	73.9	37.6	77.4
02-11-10	63.5	53.9	76.5
03-11-10	60.4	62.9	77.7
04-11-10	58.6	59.8	76.4
05-11-10	38.8	55.3	59.5
06-11-10	58.8	63.4	71.5
07-11-10	69.1	56.7	70

08-11-10	73	58.2	69.2
09-11-10	70.4	53.5	56.6
10-11-10	59.2	68.4	43.4
11-11-10	54.4	70.5	57.3
12-11-10	62.5	68.2	63.5
13-11-10	66.3	72.7	58.5
14-11-10	64.9	69.5	70.3
15-11-10	63.5	59.5	67.3
16-11-10	62.1	56.3	64
17-11-10	60.7	63	72.4
18-11-10	59.3	47.2	68.2
19-11-10	71.5	62.8	79.6
20-11-10	72.7	71.9	82
21-11-10	71.5	42	79.1
22-11-10	79.2	60.6	81.5
23-11-10	75.8	60.3	72.1
24-11-10	67.2	66.7	87.5
25-11-10	78.8	62.6	90.5
26-11-10	82.2	39.4	93
27-11-10	68.9	74.4	84.5
28-11-10	76.3	79.1	75.8
29-11-10	75.7	84.1	74.5
30-11-10	52.5	86.5	54.2
01-12-10	62.4	76.9	58.2
02-12-10	62.1	86.5	62.3
03-12-10	68.2	78.1	76.3
04-12-10	66.7	77.9	55
05-12-10	63.5	90.8	58
06-12-10	89.1	78.3	80.8
07-12-10	82.5	85	88
08-12-10	86.5	72.8	92
09-12-10	89.4	75.7	89.6
10-12-10	95.5	73.7	97.1
11-12-10	92.5	81.1	94.8
12-12-10	77.5	88.2	87
13-12-10	78.6	91.9	78.1
14-12-10	98.6	95.3	98
15-12-10	86.9	99	92.7
16-12-10	92.1	99	98.8
17-12-10	85.5	59.9	90.4
18-12-10	85.5	63.6	85.9
19-12-10	82.1	59.1	87.2
20-12-10	84	72.2	91.2
21-12-10	92.2	82.5	94.8
22-12-10	91.7	80.3	98.8

23-12-10	90.5	77.1	98.6
24-12-10	92.7	82.9	99
25-12-10	94	79.9	94.8
26-12-10	77.9	91.8	81.5
27-12-10	77.8	86.2	66.3
28-12-10	69.2	79.8	71.5
29-12-10	80.3	65.7	85.7
30-12-10	91.8	62.8	90.5
31-12-10	81.3	70.5	80.8
01-01-11	78.7	65.7	86.4
02-01-11	84.2	77.3	90.4
03-01-11	90	81.6	91.8
04-01-11	93.4	81	98.1
05-01-11	86.4	78.8	94.5
06-01-11	85.9	76.6	88.7
07-01-11	68	77.2	66.6
08-01-11	61.1	62.6	65.7
09-01-11	81.4	66.6	69.1
10-01-11	77	72.9	82.3
11-01-11	77.3	72.2	86.3
12-01-11	85.3	79	93.5
13-01-11	76.3	74	92.9
14-01-11	73.2	77.1	87.2
15-01-11	81.2	69.5	76.3
16-01-11	77.5	83.4	81.8
17-01-11	65.8	69.6	73.6
18-01-11	68.5	62	74.1
19-01-11	70.3	80	83.3
20-01-11	71.7	93	79.3
21-01-11	80.6	73.8	90.8
22-01-11	85	68.2	95
23-01-11	81.7	65	96.3
24-01-11	86.4	66.2	95.7
25-01-11	96.1	72	97.5
26-01-11	77.5	81.5	75.5
27-01-11	63	78.4	72.4
28-01-11	87.4	76	84.8
29-01-11	94	66.7	98
30-01-11	76	57.8	80.7
31-01-11	71	68.4	73.5
01-02-11	67.7	56.4	60.2
02-02-11	67.3	49.2	60.7
03-02-11	70	53.6	77.6
04-02-11	64.9	62.2	88.8
05-02-11	65.9	76.8	88.1

06-02-11	81	77	92.3
07-02-11	72.6	73.4	81
08-02-11	60.8	66.9	64.5
09-02-11	69.9	65	80.6
10-02-11	64	73	65.1
11-02-11	43.9	88.5	52.6
12-02-11	59.2	71.3	61.8
13-02-11	70.8	90.5	79.3
14-02-11	76.2	82.5	81.2
15-02-11	86	85.8	93.5
16-02-11	74.8	79.5	81.3
17-02-11	73.3	81.3	80.9
18-02-11	70.7	75.4	75.3
19-02-11	82	76.2	90.3
20-02-11	91.4	75.4	92.8
21-02-11	76.5	74	77.8
22-02-11	94.2	64.6	96.7
23-02-11	88.3	67.3	92
24-02-11	87	68.8	97.6
25-02-11	85.5	71.2	94.5
26-02-11	91.1	78.1	91.5
27-02-11	82.2	86.9	91.4
28-02-11	81.4	90.5	88.3
01-03-11	78.7	61.8	90.5
02-03-11	74.1	69.4	85.3
03-03-11	68.1	69.2	78.5
04-03-11	71.5	60.7	74.2
05-03-11	71.1	59.8	76.8
06-03-11	90.2	57.7	91.6
07-03-11	92.3	63	91.5
08-03-11	79.9	52.4	94.2
09-03-11	78.9	75.2	95.3
10-03-11	67.7	72.7	70.9
11-03-11	71.5	76.4	72.2
12-03-11	69.7	74.7	80.4
13-03-11	65.7	71.9	66.8
14-03-11	58	63.8	78.9
15-03-11	55.2	56	67
16-03-11	66	47.7	69.9
17-03-11	62.6	54.9	61.6
18-03-11	82.4	53.6	72.6
19-03-11	79.5	71.3	79.5
20-03-11	72.5	65.9	71.7
21-03-11	80.4	67.2	83.6
22-03-11	69.5	72.3	75

23-03-11	66.6	66.7	66.4
24-03-11	62.5	63.3	57.6
25-03-11	53	81.3	54.5
26-03-11	58.8	82	59
27-03-11	55.1	74.9	67.2
28-03-11	78.3	68.8	78.1
29-03-11	74.3	60.1	77
30-03-11	70	59.3	75.8
31-03-11	75.8	51.4	81.2
01-04-11	69	55.3	71.9
02-04-11	69.8	52	74.1
03-04-11	89	49.3	95.8
04-04-11	91.1	42.7	91.3
05-04-11	83	57.8	81.3
06-04-11	68.7	63.7	79.8
07-04-11	62.7	68	70.6
08-04-11	69.1	75.1	76.3
09-04-11	63.3	72.3	78.9
10-04-11	69	71	78
11-04-11	55.9	84.3	50.4
12-04-11	52.7	72.3	56.3
13-04-11	52.8	59.4	50.4
14-04-11	66.9	58.3	82.6
15-04-11	77.4	59.7	86.1
16-04-11	70.8	61.3	72.2
17-04-11	82.7	56.7	79.8
18-04-11	81.7	67.8	81
19-04-11	79	74.3	85.1
20-04-11	82	77.7	89.5
21-04-11	77.6	73.8	75.3
22-04-11	54.3	77.9	59.9
23-04-11	59.3	58.9	72.8
24-04-11	71.3	62.1	80.3
25-04-11	66.4	56.8	66.9
26-04-11	63	73.3	69.6
27-04-11	79.6	85.5	67.5
28-04-11	79.9	66.4	72.8
29-04-11	83.3	60.2	79.3
30-04-11	86.8	54.4	77.4
01-05-11	78.7	61.8	86.3
02-05-11	73	61.4	70.1
03-05-11	74.3	78.5	70.5
04-05-11	68.8	81.9	73.9
05-05-11	91.3	66.4	87
06-05-11	89	57.4	82

07-05-11	67	60	69
08-05-11	64	60	62.8
09-05-11	63	67.5	63.2
10-05-11	64.2	73.3	67.8
11-05-11	73.8	71.1	67.2
12-05-11	81	61.6	87.5
13-05-11	91.6	55	91.8
14-05-11	72.1	60.9	72.1
15-05-11	63.1	57.3	61.4
16-05-11	68.4	61.1	69.8
17-05-11	65	70.3	64.8
18-05-11	76.5	75.2	71.2
19-05-11	73.7	77.3	67.3
20-05-11	76.1	83.8	72.9
21-05-11	74.4	86.8	66.3
22-05-11	68.3	80	59.5
23-05-11	65.8	69.2	62.7
24-05-11	64.8	61.9	64.3
25-05-11	70.8	64.9	65
26-05-11	70.3	63.6	70
27-05-11	77	75	73.5
28-05-11	86	64.2	91.1
29-05-11	78.9	57.9	84.4
30-05-11	77.7	51	82.4
31-05-11	75.5	50	77.5
01-06-11	74.5	49.3	74.4
02-06-11	69.9	67.3	71.4
03-06-11	64.8	62.9	70.9
04-06-11	64.3	80.7	78
05-06-11	75.9	67	77.2
06-06-11	63.5	74.4	64.9
07-06-11	62.5	72.9	63.1
08-06-11	63.1	76.3	65.5
09-06-11	59.8	74.2	57.5
10-06-11	63.6	69.5	64.5
11-06-11	77.3	61.8	73.4
12-06-11	69.7	55.6	68.3
13-06-11	79.3	54.2	77.4
14-06-11	76.4	40.3	66.3
15-06-11	74.4	33.3	79.9
16-06-11	73	42.8	74.7
17-06-11	76.4	50.5	71.1
18-06-11	78	45.2	68
19-06-11	70.8	49.2	64.8
20-06-11	63.2	41.2	62.1

21-06-11	60.5	42.5	61.5
22-06-11	52.7	45	56.7
23-06-11	41.6	47.8	43.3
24-06-11	37.7	47.9	41.2
25-06-11	45	37.4	48.8
26-06-11	61.1	49.8	54.7
27-06-11	45.9	44	49.2
28-06-11	48	42.9	48.3
29-06-11	53.5	44.6	52.6
30-06-11	53	41.3	59
01-07-11	55.2	40	57.3
02-07-11	56.5	31.7	60.6
03-07-11	56.3	36.7	56.1
04-07-11	50.4	42.8	53.5
05-07-11	52	42.1	55.5
06-07-11	46.9	42.5	60.6
07-07-11	53.8	42.1	56
08-07-11	40.4	44.3	54
09-07-11	34.7	42.5	52.5
10-07-11	34.7	37.2	45.2
11-07-11	33.9	39.8	38.4
12-07-11	35.3	33.2	40.9
13-07-11	38.5	44.5	46
14-07-11	38.8	18.4	49.9
15-07-11	40.7	36.4	54
16-07-11	45.8	30.5	46.3
17-07-11	42.9	30.7	48.5
18-07-11	42.6	34.1	49.8
19-07-11	37.9	36.4	46
20-07-11	37.8	38.1	46
21-07-11	39.2	34.5	44.6
22-07-11	49.7	33.3	67.1
23-07-11	38.1	34.6	51.3
24-07-11	35.4	30.1	47.1
25-07-11	48.7	30.4	64.2
26-07-11	48.7	29.1	60.4
27-07-11	42	33.8	48.8
28-07-11	38.8	42.5	46
29-07-11	32.5	41.7	50.8
30-07-11	43.5	41.5	59.8
31-07-11	40.3	34.5	59.1
01-08-11	37.4	35.5	56.1
02-08-11	46.1	29.4	55.8
03-08-11	45.4	30.8	51.8
04-08-11	43.6	37.1	52.7

05-08-11	37.9	36.3	53.8
06-08-11	37.8	32	49.3
07-08-11	40.2	27.1	47.2
08-08-11	34.4	29.5	47.5
09-08-11	31.4	30.3	44.7
10-08-11	29.7	26.6	43.5
11-08-11	38.6	26	46.3
12-08-11	49.9	29.3	55.7
13-08-11	48	30.9	54.6
14-08-11	45.8	28.5	56.6
15-08-11	39.2	39.1	53
16-08-11	38.4	38.4	53.7
17-08-11	32.4	29.6	50
18-08-11	33.6	31.6	52.5
19-08-11	42.6	30.2	49.1
20-08-11	42.9	33.5	47.3
21-08-11	38.9	35	50.1
22-08-11	35	32.3	42.2
23-08-11	32.8	29.3	46.1
24-08-11	33	34	49.1
25-08-11	35.2	32.3	44
26-08-11	35.9	31.6	43
27-08-11	36.9	34.7	46.6
28-08-11	35.1	31.5	48
29-08-11	36	28	47.6
30-08-11	52.5	28.9	70.8
31-08-11	59	27.5	63.5
01-09-11	38.6	26.3	54.6
02-09-11	37	28.7	43.8
03-09-11	38.3	32.6	44.1
04-09-11	36.9	33.3	46
05-09-11	37.1	30.9	42.5
06-09-11	37.5	34.6	51.3
07-09-11	34.3	57.4	48.4
08-09-11	36.6	67.6	50.6
09-09-11	42.8	52.2	64.5
10-09-11	37.5	42.8	56.6
11-09-11	42	37.5	53.6
12-09-11	37	39.7	55
13-09-11	30.4	38.5	46.5
14-09-11	30.9	38.5	45
15-09-11	29.4	37	47
16-09-11	29.3	39.1	44.9
17-09-11	34	38.3	48.6
18-09-11	32.7	37.1	49.6

19-09-11	39.3	39.2	52.4
20-09-11	39.5	36.3	56.5
21-09-11	41.5	35	57.6
22-09-11	69.8	36.7	85.3
23-09-11	72.1	40.4	82.3
24-09-11	65	57.2	65
25-09-11	41.3	54.7	55.3
26-09-11	41.8	55.8	55
27-09-11	43.7	61.4	54.8
28-09-11	47.3	59.1	62
29-09-11	45.4	59.3	59.7
30-09-11	46.8	63.4	51
01-10-11	45.5	73	48
02-10-11	45.1	74.2	56
03-10-11	45.2	60	60.3
04-10-11	47.5	47	61.8
05-10-11	40.7	50.7	59.7
06-10-11	34.7	46.9	61.8
07-10-11	54	49	75.1
08-10-11	57.5	49.7	74.2
09-10-11	69.8	54.7	93
10-10-11	82.2	54.8	99
11-10-11	69.9	57.7	93.5
12-10-11	82.4	46.7	93
13-10-11	72.2	39.7	84.1
14-10-11	67.4	46.8	84
15-10-11	69.4	48.7	84.5
16-10-11	79.6	53.4	79.1
17-10-11	83	55.1	95.1
18-10-11	70.1	52.9	72.4
19-10-11	58.1	48.1	55.4
20-10-11	58.4	49	59.8
21-10-11	59.1	53.2	72.1
22-10-11	56.9	48.7	70.7
23-10-11	57.8	46.2	71.6
24-10-11	61.5	47.9	75.2
25-10-11	61.6	43.7	72.6
26-10-11	66.4	50.2	73.9
27-10-11	54.8	71	61.8
28-10-11	54.9	49.7	54.8
29-10-11	57.5	39.6	65.5
30-10-11	59.7	39	67
31-10-11	57.4	55.2	73.2
01-11-11	62.3	63.7	78.8
02-11-11	60	58.2	74.8

03-11-11	61.8	49.8	64.9
04-11-11	60.7	45.2	62.6
05-11-11	54.6	53.2	55.9
06-11-11	53.1	62.1	64.1
07-11-11	54.1	63.2	69.8
08-11-11	55.7	52.9	56.6
09-11-11	56.5	45.3	72.7
10-11-11	61	40.8	75.6
11-11-11	75.4	48.1	85.5
12-11-11	54.6	42.9	65
13-11-11	44.6	41.5	56.8
14-11-11	48.8	37.4	56.6
15-11-11	65.8	42.7	69.1
16-11-11	75.3	34.6	80.8
17-11-11	73.5	36.9	75.6
18-11-11	57.8	42.5	72.2
19-11-11	57.3	46.6	67.6
20-11-11	60.7	52.7	68.1
21-11-11	63.3	69.4	76.2
22-11-11	69.2	70.2	86.9
23-11-11	63.3	62.7	80.1
24-11-11	55.4	50.3	63.9
25-11-11	56.4	53.3	61.3
26-11-11	50.1	60.5	66.6
27-11-11	52.4	60.1	63.3
28-11-11	50.7	65	66
29-11-11	50.5	66.8	58.6
30-11-11	47.8	69.4	67.8
01-12-11	50.5	70.8	66.8
02-12-11	46.7	57.9	64.4
03-12-11	46.3	48	67.1
04-12-11	50.3	49.4	68.3
05-12-11	60.3	46.6	81.6
06-12-11	69	53.3	79.8
07-12-11	69.8	57.9	82
08-12-11	81	78.6	91.2
09-12-11	69.5	69.5	71.2
10-12-11	66.3	58.3	68.3
11-12-11	67.5	51.6	86.5
12-12-11	68.7	57.3	87
13-12-11	72	67.5	91.8
14-12-11	70.9	65.7	93.6
15-12-11	72.3	71.8	94.3
16-12-11	76	76.7	90.9
17-12-11	79.4	81.5	86.3

18-12-11	74.3	60.1	96.8
19-12-11	73.9	71	95.5
20-12-11	76.6	66.6	92.8
21-12-11	67.7	68.6	82.8
22-12-11	74.6	62.6	98.1
23-12-11	81.5	61.6	88
24-12-11	82	81.9	77.9
25-12-11	70.7	82.6	76
26-12-11	63.3	90.1	77
27-12-11	65.9	87.2	80.2
28-12-11	70.5	75	76.9
29-12-11	74.1	67.4	80.3
30-12-11	80.9	64.9	97.1
31-12-11	84	58.3	95.6
01-01-12	87.9	54.8	98.4
02-01-12	70.7	52.6	83
03-01-12	69.1	49.9	91.1
04-01-12	75.5	46	93.4
05-01-12	76.5	50.3	94.6
06-01-12	76.4	57	98.7
07-01-12	74	73.9	94.5
08-01-12	85.2	70	98.1
09-01-12	87.5	76.4	95.1
10-01-12	91.5	83.7	99
11-01-12	83.1	87.9	99
12-01-12	75	68.2	93.4
13-01-12	71.1	57	87.6
14-01-12	76	59.3	88.2
15-01-12	83.5	70.7	94.3
16-01-12	78.3	54.4	73.5
17-01-12	67.6	46.5	66
18-01-12	65.3	56.7	66
19-01-12	61.6	75.6	60.5
20-01-12	64.2	77	65.9
21-01-12	74.7	78.2	86.1
22-01-12	75.5	73.2	90.4
23-01-12	72.6	73.4	86.3
24-01-12	79	80.5	97.1
25-01-12	89.6	87.5	99
26-01-12	89.8	68.5	99
27-01-12	83.4	61.1	93.4
28-01-12	73.1	64	79.5
29-01-12	69	59.8	85.8
30-01-12	68.6	65.1	90
31-01-12	59.6	60.8	76.3

01-02-12	51.1	60.3	61.2
02-02-12	59.8	69.4	74.3
03-02-12	82	46	98.8
04-02-12	83.5	54	98.1
05-02-12	77.8	50.4	98.8
06-02-12	75.5	52.6	96.6
07-02-12	78.4	48.5	95.7
08-02-12	83.1	43.8	98.3
09-02-12	88.8	49.2	99
10-02-12	76.5	51.2	87.2
11-02-12	72.8	58.1	76.7
12-02-12	69.9	57	90.6
13-02-12	62.9	66	88.9
14-02-12	77.5	53.9	92.8
15-02-12	81	51.2	91.5
16-02-12	77.5	47.3	89.4
17-02-12	71.6	55	88
18-02-12	63.5	58.6	64.5
19-02-12	64.7	58.8	67.2
20-02-12	68.9	68.3	71.2
21-02-12	64.1	69.6	78.3
22-02-12	59	58.1	68
23-02-12	63.1	57.5	57.8
24-02-12	62.4	53.6	74.2
25-02-12	65.8	57	68.1
26-02-12	68.6	54	78.5
27-02-12	78.2	81.1	96
28-02-12	85.4	73.1	98.8
29-02-12	69.4	50.4	79.5
01-03-12	63.1	45.1	63.2
02-03-12	59.8	34.5	66.8
03-03-12	71.8	46.9	65.8
04-03-12	63.8	46.6	75
05-03-12	69.2	41.2	81.2
06-03-12	77.7	39.2	96.7
07-03-12	81.4	36	92.3
08-03-12	72.5	39.9	88.9
09-03-12	71.5	41.3	84
10-03-12	68.3	38	70.1
11-03-12	67.2	42.2	80.7
12-03-12	75.9	40.7	95
13-03-12	85.7	44	99
14-03-12	79.1	43.5	93.1
15-03-12	63.7	42.6	71.6
16-03-12	56.4	49.5	63.5

17-03-12	50.5	51.7	49.1
18-03-12	54.8	49.4	61.2
19-03-12	57.1	45.7	78.5
20-03-12	54.8	45.8	61
21-03-12	48.9	45	54.8
22-03-12	47	45.3	51.3
23-03-12	50.3	32.7	57.3
24-03-12	51.5	37.2	60.8
25-03-12	47.5	35.7	57.3
26-03-12	56.5	67.1	57.1
27-03-12	46	71.8	58.8
28-03-12	58.2	47.4	54.7
29-03-12	57.8	52.4	55.2
30-03-12	58.7	52.9	61.8
31-03-12	69.7	50	81.3
01-04-12	65	47.6	88.3
02-04-12	63.2	46.8	71.4
03-04-12	58.7	32.8	69.5
04-04-12	60.3	47.3	69.9
05-04-12	58.9	49.3	58.5
06-04-12	54	53.1	42.5
07-04-12	45	43.4	43.7
08-04-12	52	44.2	56.3
09-04-12	53.6	42	71.9
10-04-12	73.1	37.6	95.1
11-04-12	76.5	36.5	87.5
12-04-12	69.9	33	79.5
13-04-12	62.8	32.2	74.5
14-04-12	66.1	36.3	74.8
15-04-12	69.3	47.5	86.2
16-04-12	58.6	42.8	69.1
17-04-12	57.8	37.9	65.5
18-04-12	50.8	42	67.8
19-04-12	64.2	60.6	80.9
20-04-12	60.5	58.5	72.7
21-04-12	62.2	45.3	76.7
22-04-12	57.5	50.4	65.4
23-04-12	52.4	39.8	62.1
24-04-12	53.5	42.4	66.7
25-04-12	50.8	53.1	60.6
26-04-12	48.4	76.6	53
27-04-12	46.9	66.4	51
28-04-12	45.6	62	48.5
29-04-12	47.6	64.8	53.4
30-04-12	55	58.9	71.4

01-05-12	52.5	46.4	67.1
02-05-12	40.7	52.9	61.1
03-05-12	54.2	49.7	72
04-05-12	68.4	64	89.3
05-05-12	64.5	66.9	81.5
06-05-12	59.5	60.5	74.4
07-05-12	55.4	61.4	71.4
08-05-12	44.5	45.8	60.8
09-05-12	45.8	51.8	57.5
10-05-12	68.5	58	68.3
11-05-12	71	53.5	87.4
12-05-12	76	59.1	80.5
13-05-12	73.6	65.3	80.4
14-05-12	84.4	49.8	83.5
15-05-12	73.3	52.5	81.6
16-05-12	77.2	66.7	93.3
17-05-12	71.7	55.4	85.2
18-05-12	71	51.5	84
19-05-12	78.8	52.9	92.4
20-05-12	83	51.8	87.6
21-05-12	69.9	52	85
22-05-12	71.5	44.9	78.8
23-05-12	57.4	43.5	59.8
24-05-12	62.9	42.3	75.8
25-05-12	81.2	43.4	89.4
26-05-12	69.3	42.3	77.1
27-05-12	68.5	40.4	79
28-05-12	68	39.9	80.5
29-05-12	67	37.9	70.8
30-05-12	63.5	37.6	62.8
31-05-12	79.4	39.4	89
01-06-12	71.1	34.1	77.1
02-06-12	64	33.3	72.3
03-06-12	58.7	22.6	65
04-06-12	63	27.2	61.1
05-06-12	67.8	30	64.5
06-06-12	57.4	24.7	62.8
07-06-12	58.7	26.8	70.1
08-06-12	56.2	42.1	53.8
09-06-12	53.9	38	59.5
10-06-12	50.3	34.7	56.4
11-06-12	54.3	36.7	50.1
12-06-12	51.8	36.2	58.4
13-06-12	50.8	41	56.9
14-06-12	51.4	32.7	50.8

15-06-12	55.2	29.8	53.4
16-06-12	42.4	33.5	52
17-06-12	42.1	32	46
18-06-12	27.4	34.7	37.6
19-06-12	36.7	34.4	43.9
20-06-12	37.5	35.3	44.8
21-06-12	31.4	33.6	39.4
22-06-12	34.5	36.3	58
23-06-12	55.5	36.6	54.9
24-06-12	44	42.9	58.4
25-06-12	41.1	36.5	46.3
26-06-12	43.8	33.5	51.9
27-06-12	47.5	29	53.3
28-06-12	50.5	27.5	57
29-06-12	39.3	27.4	44.3
30-06-12	36.5	27.9	46.3
01-07-12	38.9	30	42.6
02-07-12	37.5	29.5	40
03-07-12	44.6	33.8	43.9
04-07-12	43.7	32.9	44.8
05-07-12	43.3	27.7	48.3
06-07-12	42.1	32.3	49.5
07-07-12	40.8	29.8	57.4
08-07-12	45	29.7	51.3
09-07-12	50.5	32.2	55.5
10-07-12	43.5	27.1	49.5
11-07-12	36.4	28.5	46.1
12-07-12	34.7	34	45
13-07-12	35.9	37.2	42.1
14-07-12	31.3	31.9	44.6
15-07-12	31.9	37.3	38.1
16-07-12	31.8	49.2	41.8
17-07-12	32.8	54.8	47
18-07-12	37.1	52.4	49.5
19-07-12	41.8	40.2	49.2
20-07-12	37.5	42.1	40.6
21-07-12	35.3	39.4	44
22-07-12	31.8	36.1	42.7
23-07-12	46.5	35.9	70.5
24-07-12	40.7	36.4	62.2
25-07-12	32.2	35.7	51.8
26-07-12	32.8	38.8	69.5
27-07-12	44.1	48.7	70.8
28-07-12	34.8	57.5	64.4
29-07-12	38	44.6	58.2

30-07-12	40.3	39.4	52.6
31-07-12	67.4	29.1	66.4
01-08-12	61.9	25.3	62.6
02-08-12	64.8	26.4	66.7
03-08-12	54.3	27.5	62.1
04-08-12	57	35	65.9
05-08-12	51.7	37.5	58.6
06-08-12	44	31.2	49.7
07-08-12	48.5	29.8	50.3
08-08-12	50.5	30.5	52.7
09-08-12	44.7	26.6	52.8
10-08-12	53.35	25	56.5
11-08-12	62	26.2	59.4
12-08-12	60	23.1	63.7
13-08-12	54.3	33.1	58.9
14-08-12	45.6	39.2	52.7
15-08-12	34.2	27.8	42.2
16-08-12	33.4	27.1	41
17-08-12	32.7	29.5	41.9
18-08-12	31.3	33	43.3
19-08-12	41.3	28.3	49.1
20-08-12	43.5	30.7	48.5
21-08-12	39.1	29.3	43.8
22-08-12	39.9	28.4	44.5
23-08-12	37	35.3	47
24-08-12	29	35.4	39.6
25-08-12	24.8	32.8	38.3
26-08-12	30.8	32.3	44.5
27-08-12	35.6	34.3	50
28-08-12	49	38.1	66.8
29-08-12	45.7	37.2	53.5
30-08-12	30.5	39.7	39.3
31-08-12	33.1	31.5	44.5
01-09-12	35	31.3	48.8
02-09-12	37.4	33.7	43.3
03-09-12	37.7	40.7	45.5
04-09-12	31	44.9	50.1
05-09-12	36.2	50.2	47.7
06-09-12	33.2	40.7	47.8
07-09-12	42.8	41.7	54
08-09-12	37.4	39.4	47.4
09-09-12	37.7	37.8	48.5
10-09-12	38.6	33.8	45.6
11-09-12	43.8	28.3	51.6
12-09-12	46.6	28.8	55

13-09-12	45	28	61
14-09-12	47.9	28	60.6
15-09-12	40.9	30	57.3
16-09-12	33.8	45.6	49.6
17-09-12	42	53.3	54.3
18-09-12	53.2	50.5	65.1
19-09-12	58.6	53.1	73.8
20-09-12	67.1	58	82.5
21-09-12	57.5	53.6	70.6
22-09-12	54.9	44	72.8
23-09-12	46.9	48.9	60.7
24-09-12	40.5	42.8	56.9
25-09-12	42.7	54.7	55
26-09-12	37.8	64.9	55.9
27-09-12	31	54.6	54.3
28-09-12	28	56	50.2
29-09-12	24.8	54.2	47.4
30-09-12	27.9	50	48.1
01-10-12	47.6	49.4	71.8
02-10-12	56	41	77.7
03-10-12	53.1	38.2	75.5
04-10-12	67.9	43	75.7
05-10-12	65.3	57.7	75.5
06-10-12	63	63.5	72.5
07-10-12	48.6	66.8	70.8
08-10-12	62	68.3	71.4
09-10-12	65.5	61.1	78
10-10-12	63.8	58.2	84
11-10-12	77.7	60.5	70
12-10-12	68	60.8	71.8
13-10-12	64.3	51.5	71.1
14-10-12	61.9	64.5	71.2
15-10-12	61	76.3	72.4
16-10-12	55.9	62.3	70.8
17-10-12	49.3	66	65.7
18-10-12	43.6	65.6	62
19-10-12	47.3	56	65.7
20-10-12	46.1	53.5	64.3
21-10-12	55	59.6	81.1
22-10-12	67	46.8	91.8
23-10-12	69.3	56.3	89.8
24-10-12	78.8	63.1	86.5
25-10-12	79.4	60.3	88.9
26-10-12	73.6	60.3	82.4
27-10-12	72.5	57	85.3

28-10-12	70.6	61.5	80
29-10-12	74.8	63	77.9
30-10-12	68.1	57.5	79.7
31-10-12	71.9	54.1	88
01-11-12	73.8	57.7	84
02-11-12	77.7	57.3	81.5
03-11-12	80.5	58.3	89.6
04-11-12	76.8	56.3	89.6
05-11-12	71.7	71.4	79.8
06-11-12	68.3	81.9	81.1
07-11-12	76.2	66.5	82.8
08-11-12	86.1	79	92.1
09-11-12	68	64.8	76.5
10-11-12	74.8	68.4	79.8
11-11-12	63.6	76.8	70.4
12-11-12	64.2	80.1	66.5
13-11-12	64.3	70.7	71.8
14-11-12	65.8	71.7	80.1
15-11-12	66.1	71.3	87.6
16-11-12	77.3	73.4	91.4
17-11-12	71.9	76.4	90.8
18-11-12	68.9	63.4	89.9
19-11-12	70.8	66.8	89.5
20-11-12	72.8	73.6	90.8
21-11-12	69	73.3	95
22-11-12	64.4	72	81.7
23-11-12	71.7	74.3	71.4
24-11-12	71	63.1	84.9
25-11-12	66	54	80
26-11-12	60.6	56.7	80
27-11-12	61.2	51.4	84.8
28-11-12	68.6	47.1	83.1
29-11-12	75.2	52.8	87.2
30-11-12	72.3	56	91.9
01-12-12	74.9	60	82.3
02-12-12	65.2	64.9	80
03-12-12	67	73	78.6
04-12-12	73.9	77	75
05-12-12	73.2	65.5	72
06-12-12	78	51.4	84.6
07-12-12	84.8	47.9	88.8
08-12-12	74.8	60.5	66.5
09-12-12	77.1	57.2	83.3
10-12-12	85.2	64.8	98.7
11-12-12	79.8	50.7	77

12-12-12	80.4	55.3	91.8
13-12-12	80	60.9	82.2
14-12-12	73.5	50.3	66.3
15-12-12	69	57.3	78.5
16-12-12	75.4	71.5	83.2
17-12-12	87.2	64.6	90
18-12-12	97.5	53.2	98.6
19-12-12	89.5	62	97.5
20-12-12	92.4	50.7	95.4
21-12-12	73.8	58.6	78.2
22-12-12	76	59.5	88.9
23-12-12	84	47.5	98.5
24-12-12	87.4	46.8	98.6
25-12-12	79.9	55.5	90.5
26-12-12	77.4	51	90.4
27-12-12	77.8	52.3	91.7
28-12-12	78.2	59.8	86.6
29-12-12	83.8	66.3	95.3
30-12-12	73.7	50.5	89.1
31-12-12	72.2	67.2	93.5
01-01-13	83	55	95.5
02-01-13	81.9	60.2	94.2
03-01-13	82.4	60.1	96.9
04-01-13	85.7	73.2	96.7
05-01-13	72.6	61.3	76.4
06-01-13	72.4	53	74
07-01-13	63.7	61.7	72
08-01-13	63.2	56.9	64.1
09-01-13	54.7	62.4	60.8
10-01-13	61.2	64.7	64.6
11-01-13	66	66.3	74.2
12-01-13	82.5	69.5	98.9
13-01-13	84.6	62.3	92
14-01-13	86.9	59.6	97
15-01-13	89.2	49.8	96.2
16-01-13	83.3	47	86.3
17-01-13	71.6	55.8	83.8
18-01-13	73.5	47.8	96.6
19-01-13	83.2	51.4	93.83333333
20-01-13	71.6	48.5	91.06666667
21-01-13	75.4	50.6	88.3
22-01-13	73.1	41.3	89.8
23-01-13	81.4	32.4	95.6
24-01-13	74.5	40.2	90.5
25-01-13	72.5	32.8	85

26-01-13	73.6	58.4	95.8
27-01-13	86.3	62.7	94.3
28-01-13	83.8	60.6	93.8
29-01-13	71.8	54.6	75.9
30-01-13	76.5	42.7	89.2
31-01-13	63	45.6	71.1
01-02-13	70.7	35.3	75.5
02-02-13	69.7	50.2	80.1
03-02-13	68.4	54.5	92.8
04-02-13	63.3	46.5	79.8
05-02-13	60	54	76.7
06-02-13	63	53.3	77.5
07-02-13	75.3	47.8	95.7
08-02-13	64.5	38.9	79.6
09-02-13	85	47.4	90.1
10-02-13	72	50.1	97
11-02-13	84.9	48.5	91.6
12-02-13	72.6	30.6	69.7
13-02-13	71.4	51.6	80.9
14-02-13	72.9	52.7	82.5
15-02-13	84.2	50.9	98.6
16-02-13	84.8	49.5	88.9
17-02-13	72.5	49.3	77
18-02-13	78.2	41.9	83
19-02-13	70.9	60.8	83.3
20-02-13	77.2	60.2	85.1
21-02-13	75.9	60.3	79.8
22-02-13	77.5	49	94.2
23-02-13	84.3	48.7	95.3
24-02-13	74.9	43	87.5
25-02-13	72.3	47.7	79.4
26-02-13	60.9	63.7	73
27-02-13	63.9	44.3	61.4
28-02-13	74.8	46.1	80.4
01-03-13	66.9	45.7	64.7
02-03-13	64.6	47.7	74.4
03-03-13	61	46.5	65.3
04-03-13	55.8	62.6	71.7
05-03-13	52.8	58.9	55.8
06-03-13	43.6	59	41.1
07-03-13	41.8	51.6	54.8
08-03-13	42.4	54.5	52.5
09-03-13	65	54.3	70
10-03-13	74.5	48.8	82.1
11-03-13	72.9	46.6	93.3

12-03-13	71.8	49	89.3
13-03-13	65	43.4	78.2
14-03-13	69.5	35.6	80.6
15-03-13	48.8	38.1	68.3
16-03-13	71.8	40.2	76.7
17-03-13	68.4	39.3	69.6
18-03-13	57.1	38.5	56.6
19-03-13	66	38.9	65.3
20-03-13	62.9	37.7	76.1
21-03-13	63.5	36.5	67.9
22-03-13	62.3	41.1	62.8
23-03-13	64.7	39.7	54.8
24-03-13	60.1	39.3	57.6
25-03-13	61.9	43.7	57.3
26-03-13	49.5	34.2	47.6
27-03-13	62.9	34.6	72.3
28-03-13	70.8	45.8	84.5
29-03-13	70.8	54.2	81.2
30-03-13	63.7	64.7	80.2
31-03-13	60	57.3	71.2
01-04-13	59.7	58.5	60.4
02-04-13	68.3	54.8	83.6
03-04-13	78.8	65.3	88.7
04-04-13	75.8	54	84.8
05-04-13	64.5	50.6	60.3
06-04-13	58.8	46.2	50.9
07-04-13	56	46.8	53.4
08-04-13	63.3	31.5	86
09-04-13	76.3	36.3	86.3
10-04-13	58.9	34.4	54.5
11-04-13	59.6	39.5	67.3
12-04-13	57.4	23	74.3
13-04-13	58.9	35.3	72
14-04-13	61.3	32.5	66.2
15-04-13	80.4	27.6	88.2
16-04-13	71	29.7	78.5
17-04-13	71.8	26.5	78.1
18-04-13	63.9	25.3	68.5
19-04-13	63.9	35.9	74.9
20-04-13	65	25.6	77.8
21-04-13	59.6	32.9	64.3
22-04-13	58.3	36	61
23-04-13	58.3	38.1	68.3
24-04-13	52.3	35.8	60.9
25-04-13	37.8	32.8	47.5

26-04-13	46.4	37.3	54
27-04-13	49.1	43.1	55.4
28-04-13	51.9	42	50.2
29-04-13	49	38.4	53
30-04-13	42.6	34.1	55.4
01-05-13	38.6	33.7	50.8
02-05-13	43.5	41	53.7
03-05-13	42.6	53.5	58
04-05-13	47	46.3	57
05-05-13	48.5	51.3	54.6
06-05-13	48.4	43.9	57.5
07-05-13	40.2	40.5	53.8
08-05-13	41.3	37.7	47.8
09-05-13	55.1	33	62.3
10-05-13	64.2	30.2	76.5
11-05-13	81.7	27.2	87.6
12-05-13	80.3	29.8	87
13-05-13	77.1	26	83.3
14-05-13	73.8	29	79.7
15-05-13	77.3	32.5	82
16-05-13	70.5	35.6	80.3
17-05-13	73.4	34	77
18-05-13	68	48.1	67.5
19-05-13	57.8	38	68.9
20-05-13	53.2	35.6	49.9
21-05-13	51.4	37.7	54.6
22-05-13	47.5	36.4	54.6
23-05-13	54.5	26.6	52.9
24-05-13	43.2	24.4	48.6
25-05-13	52	30	59.1
26-05-13	46.3	29.8	42
27-05-13	43.4	30.4	33.4
28-05-13	43.4	29.8	34.2
29-05-13	40.9	28.2	42.8
30-05-13	49	30	49.3
31-05-13	46.8	33.5	49.5
01-06-13	41	35.1	41.1
02-06-13	39.9	36.1	48.8
03-06-13	43.9	39.1	51.5
04-06-13	46.1	61.1	56.3
05-06-13	51.5	59.5	77.8
06-06-13	51.3	51.3	69.1
07-06-13	55.6	42.5	63.5
08-06-13	58.2	38.6	70.8
09-06-13	62.4	35.3	65.5

10-06-13	49.8	34.8	51.3
11-06-13	43.1	35.6	51.6
12-06-13	44.7	33.6	52.5
13-06-13	50.8	26.8	58.5
14-06-13	52.8	23.7	65.4
15-06-13	54.9	32.9	65.1
16-06-13	54.7	34.2	65.8
17-06-13	51	30.1	59.6
18-06-13	47.3	29.9	55.4
19-06-13	42.3	31	46.3
20-06-13	40.8	34.6	49.6
21-06-13	35.5	37.7	45.3
22-06-13	34.6	32.3	44.5
23-06-13	32.8	30	41.8
24-06-13	30.8	32.6	42
25-06-13	36.5	26.3	43.5
26-06-13	40.9	30.1	51.8
27-06-13	40.5	32.6	51.1
28-06-13	39.3	31.1	51.6
29-06-13	41.2	26.5	52.7
30-06-13	40.4	27.1	59.4
01-07-13	44.7	35.1	48.8
02-07-13	44.1	29.8	51.6
03-07-13	43.5	26.1	51.8
04-07-13	31.3	24.5	42.6
05-07-13	27.5	28	41.1
06-07-13	33.2	33.1	44.7
07-07-13	36.2	40.2	52.1
08-07-13	34	32.5	50.3
09-07-13	30.3	32.6	53
10-07-13	30.8	30.7	44
11-07-13	32.4	29.7	44.3
12-07-13	38.3	40.7	51
13-07-13	36.4	58.3	54.7
14-07-13	38.2	42.3	50
15-07-13	38.6	38.4	51.9
16-07-13	57.2	33.3	61.3
17-07-13	59.5	29.8	67.2
18-07-13	57.3	25.7	65.8
19-07-13	49.8	33.1	50.1
20-07-13	40.9	44.1	51.1
21-07-13	39	45	51.6
22-07-13	40.3	40.2	47.4
23-07-13	41.9	32.5	46.5
24-07-13	37.3	32	50.5

25-07-13	31.5	35.1	41.7
26-07-13	30.5	33.3	38.3
27-07-13	40.2	29.4	45.4
28-07-13	40.6	26.3	46.8
29-07-13	36.7	37.1	43.6
30-07-13	33	29.2	42
31-07-13	34.2	27.8	45
01-08-13	40.4	32.5	51
02-08-13	44.3	30.5	52.5
03-08-13	37.4	29.6	47.8
04-08-13	34.5	36.5	44.7
05-08-13	37.8	28.6	40.8
06-08-13	32.4	40	43
07-08-13	35.7	41.3	45.6
08-08-13	39	44	43.9
09-08-13	38.8	46	44.9
10-08-13	34.1	45.5	44.3
11-08-13	31.8	36.6	44.9
12-08-13	45.8	37.2	51.5
13-08-13	36	38.3	51
14-08-13	28.2	37	46.8
15-08-13	26.4	35.6	42.4
16-08-13	32.1	35.7	46.5
17-08-13	37.2	37	46.9
18-08-13	40.6	36	52.3
19-08-13	37	37	46.2
20-08-13	33.2	52.7	43.5
21-08-13	34.1	69.2	40.1
22-08-13	32.1	55.8	47.9
23-08-13	41.7	50.1	49.1
24-08-13	61.6	46	58.5
25-08-13	43.8	44	57.4
26-08-13	40	41.4	59.7
27-08-13	39	35.5	56.8
28-08-13	33.5	33.2	48.4
29-08-13	33.1	36.1	44.3
30-08-13	34.2	38	50.1
31-08-13	52	44.5	63.1
01-09-13	63.4	42	59.5
02-09-13	50.8	38.8	58.7
03-09-13	42	44.1	51.9
04-09-13	43.8	42.8	43.7
05-09-13	42.9	55	45.1
06-09-13	40	64.4	44.3
07-09-13	33.3	52.2	46.3

08-09-13	31.1	48.3	48
09-09-13	40.1	48.3	48.4
10-09-13	37.8	47.5	49.5
11-09-13	31.6	44.6	46.3
12-09-13	36.3	44.3	47.2
13-09-13	38.9	43.5	48.6
14-09-13	38.6	47.2	41.2
15-09-13	43.3	46.9	45.6
16-09-13	36.2	45.6	47.8
17-09-13	52.4	41.3	60.8
18-09-13	52.7	42.1	69.7
19-09-13	54.5	44.2	71.3
20-09-13	59.2	44.9	71.7
21-09-13	56.9	49.3	71.9
22-09-13	50.1	50	50.8
23-09-13	44.3	49.7	49
24-09-13	46.2	39.6	50.3
25-09-13	46	48.1	57.5
26-09-13	42.7	52.2	56.9
27-09-13	48.4	51.4	55.8
28-09-13	47.5	57.2	63.6
29-09-13	44.1	63.9	61.8
30-09-13	49.5	61.9	70.1
01-10-13	59.8	60.6	78.1
02-10-13	81.2	57.2	86.1
03-10-13	71.2	51.4	67.5
04-10-13	57.9	56.3	60.6
05-10-13	54.8	57.6	55.8
06-10-13	53.1	63	52.6
07-10-13	48.2	62.1	49
08-10-13	39.2	64.2	53.7
09-10-13	38	62.1	60.3
10-10-13	42.5	63.9	61.7
11-10-13	45	72	55.9
12-10-13	54	81.1	63.2
13-10-13	48.2	79.1	60.9
14-10-13	48.8	52.1	55.7
15-10-13	48.1	76.3	61
16-10-13	48.1	66.9	52
17-10-13	60.5	59	85.2
18-10-13	83.8	54.7	82.5
19-10-13	63.5	54	67.4
20-10-13	55	62.2	60.7
21-10-13	52.6	54.7	66
22-10-13	49.9	58.2	76.7

23-10-13	43.8	52.1	62
24-10-13	47.6	63.2	62
25-10-13	53.5	65.7	63.9
26-10-13	52.9	69.5	70.9
27-10-13	43.6	43.8	52.1
28-10-13	48.3	47.1	67.6
29-10-13	44.6	64.8	69
30-10-13	46.4	55.3	66.8
31-10-13	46.5	46.3	69.7
01-11-13	44.1	44.3	66.9
02-11-13	50.3	46.3	71.9
03-11-13	51.6	52	68.9
04-11-13	52.6	59.7	60.2
05-11-13	49.7	58.2	59
06-11-13	63.5	53.9	74.3
07-11-13	69.7	66.5	84.3
08-11-13	70	67.5	65.8
09-11-13	62.5	61.4	75
10-11-13	68.8	47.6	79.8
11-11-13	66.6	48.3	71.8
12-11-13	69.6	51.8	75.7
13-11-13	59.6	47.1	78.6
14-11-13	60.8	58.2	59.5
15-11-13	60.3	64.9	72.2
16-11-13	60.5	62.1	77.4
17-11-13	67.5	66.3	79
18-11-13	67.5	74.5	84.4
19-11-13	64.9	69.8	86.8
20-11-13	64.3	73.3	78.8
21-11-13	66.5	71.3	75.9
22-11-13	78.7	82.7	95
23-11-13	80.3	75.3	89.8
24-11-13	84	68.4	91.2
25-11-13	77.8	70.6	87.6
26-11-13	92.1	69.9	97.8
27-11-13	84.5	59.7	94
28-11-13	77.1	59.6	79.8
29-11-13	64.9	66.4	54.3
30-11-13	67.8	72.8	62.9
01-12-13	66.2	75.4	75.9
02-12-13	55.3	69.3	65.8
03-12-13	67.4	68.3	80.7
04-12-13	54.7	67	73.2
05-12-13	73.9	71.5	88.8
06-12-13	73.8	77.7	88.2

07-12-13	83	72.8	92.1
08-12-13	57.8	65.4	57.7
09-12-13	61.6	71	56.8
10-12-13	78.3	70.2	81.9
11-12-13	60.8	51.4	67.9
12-12-13	51.5	55.8	53.8
13-12-13	52	63.5	50.3
14-12-13	53.3	64.8	50.1
15-12-13	61.4	81.3	67.5
16-12-13	60.6	58.6	83
17-12-13	65.9	73.8	76.5
18-12-13	63.6	56	78
19-12-13	73.1	56.6	85.3
20-12-13	74.8	54.5	87.6
21-12-13	70.5	49.1	90.4
22-12-13	54.9	38.4	68
23-12-13	59	44.6	78.6
24-12-13	57.4	45.8	75.8
25-12-13	51.5	46.6	72.5
26-12-13	57.6	46.1	76.7
27-12-13	64.8	48.9	79.1
28-12-13	61.3	54.3	88
29-12-13	71	58.6	84.76666667
30-12-13	71.1	48.1	81.53333333
31-12-13	68.3	57.8	78.3
01-01-14	75.5	55	94.9
02-01-14	79.4	53.9	97.6
03-01-14	79.5	59.5	98.3
04-01-14	81.8	76.3	95.8
05-01-14	71	53.4	93
06-01-14	76.7	64.8	94.8
07-01-14	75.4	58.1	95.1
08-01-14	68	50.7	79.9
09-01-14	71.6	50	87.1
10-01-14	78.4	50.6	92.9
11-01-14	75.5	39	95.5
12-01-14	77.2	43.7	94.9
13-01-14	74.7	44.8	92.1
14-01-14	74.8	64.5	92.5
15-01-14	71.8	55.6	91
16-01-14	74.7	52.3	93.2
17-01-14	80.2	54.9	99
18-01-14	76	60.1	96.9
19-01-14	68.1	53.4	79.4
20-01-14	74.3	56.5	82.7

21-01-14	71.7	51.2	81.3
22-01-14	73.7	53.5	91.8
23-01-14	80.5	68.5	91.1
24-01-14	76.3	64	85.5
25-01-14	80.5	73.8	93.3
26-01-14	90.3	71.3	99
27-01-14	82.6	64.3	96.3
28-01-14	85	56.2	97.3
29-01-14	78.3	56.1	92.3
30-01-14	71.5	52.2	78.8
31-01-14	65.6	48	77
01-02-14	58.5	49.4	71.1
02-02-14	50	55.3	59.2
03-02-14	52.7	55.3	62.2
04-02-14	53.8	48.8	57.9
05-02-14	53.3	46.4	61.1
06-02-14	56.5	47.1	65.2
07-02-14	58.9	44	64.6
08-02-14	64.2	43.4	78.3
09-02-14	68.9	42.7	87.7
10-02-14	75.3	45	94.5
11-02-14	68.8	38.3	92.8
12-02-14	54	61.7	77
13-02-14	67.8	51.3	65.6
14-02-14	67.3	44	84.1
15-02-14	81.9	55.2	93.3
16-02-14	66.1	38.5	75.6
17-02-14	73.9	36.3	89.1
18-02-14	64.9	41.6	81
19-02-14	61.7	38.8	77.3
20-02-14	59.1	44	69.8
21-02-14	55.8	47.8	64.6
22-02-14	46.7	47.5	55.8
23-02-14	55.9	42.7	64.5
24-02-14	70.1	29	77.8
25-02-14	76.3	61.4	84.5
26-02-14	71.5	50.2	72.6
27-02-14	62.7	47.8	78
28-02-14	71.1	49.8	79.3
01-03-14	67.2	45.1	77.7
02-03-14	68.5	47	86.7
03-03-14	77.3	43.8	95.7
04-03-14	72.4	49.4	91.9
05-03-14	71.4	50.3	94.6
06-03-14	79.2	47	92.5

07-03-14	71.8	45.6	89.7
08-03-14	85	44.4	96.4
09-03-14	81.4	53.1	92.6
10-03-14	79.6	44.9	86.4
11-03-14	82.5	47.2	88.5
12-03-14	68.5	38.5	77.8
13-03-14	61.1	42.4	64
14-03-14	63.7	46	66.3
15-03-14	61.2	48.8	63.9
16-03-14	67.6	55.3	85.1
17-03-14	67.3	49.9	81.4
18-03-14	53.9	45.5	71.3
19-03-14	54.9	61.2	66.4
20-03-14	59.1	55.9	60
21-03-14	53.3	52.4	53.6
22-03-14	46.7	59	47.2
23-03-14	54.3	50.5	40.8
24-03-14	55.4	72	34.4
25-03-14	52.8	66.2	51.7
26-03-14	63.5	54.7	76.7
27-03-14	61.4	59.9	70.7
28-03-14	55.8	81.4	50.9
29-03-14	63	47.3	71.7
30-03-14	44.3	66.1	48.4
31-03-14	44.5	60.4	43.3
01-04-14	48.3	50.4	58.3
02-04-14	45.4	47.8	62.6
03-04-14	54.5	45.3	61.1
04-04-14	57.9	40.8	68.4
05-04-14	54.9	47.5	64.9
06-04-14	53.9	40.8	58.2
07-04-14	39	42.6	40.7
08-04-14	64.5	43.8	69.8
09-04-14	60	44.5	79.1
10-04-14	59.7	43.3	69.6
11-04-14	65	55	90.3
12-04-14	63	56	75.6
13-04-14	55.3	50.1	68.2
14-04-14	49.7	46.7	61.4
15-04-14	57.3	50.5	79.3
16-04-14	59	46.7	66.8
17-04-14	61.5	41.3	70.8
18-04-14	62.1	56.8	81.2
19-04-14	67.9	50.3	74.7
20-04-14	63.9	53.3	76.3

21-04-14	57.1	53.8	59.3
22-04-14	58.3	49.5	62.2
23-04-14	55.2	50.8	61.4
24-04-14	47.8	45.4	57.2
25-04-14	49.3	57.5	51.6
26-04-14	53.5	65.8	62.5
27-04-14	63.9	67.6	81.5
28-04-14	69.2	71.3	91
29-04-14	62.6	68.6	79.3
30-04-14	73.4	61.7	87.6
01-05-14	71.3	44.5	77.2
02-05-14	65	42.6	77.9
03-05-14	64.3	45.8	69.3
04-05-14	60.7	44.7	66.7
05-05-14	82.5	42.1	91.9
06-05-14	76.9	43.2	79.4
07-05-14	61.6	41	72.9
08-05-14	66.2	38.9	75.3
09-05-14	83	38	97.1
10-05-14	70.8	45.5	85
11-05-14	67.3	41.8	79.8
12-05-14	68.2	35.9	79.1
13-05-14	62.3	36.5	73.5
14-05-14	60.7	32	67.6
15-05-14	62.7	36.7	68.3
16-05-14	61.4	29.5	69.7
17-05-14	60.4	28.8	66.2
18-05-14	58	37.7	60.3
19-05-14	52	33	52.1
20-05-14	51.2	34.5	60.3
21-05-14	50.3	33.9	55.7
22-05-14	52.1	34.1	63.3
23-05-14	64.8	31.1	76.6
24-05-14	66.3	41.4	75.4
25-05-14	63.9	38.2	68.9
26-05-14	57.3	35.6	71.1
27-05-14	67.8	30	77.7
28-05-14	62.4	32.5	78.5
29-05-14	58.2	29.9	64.8
30-05-14	67.5	30.3	78.6
31-05-14	56.1	36.4	66.3
01-06-14	71	38.2	89.7
02-06-14	73.5	35.4	74.5
03-06-14	64.3	34.7	72.2
04-06-14	59.6	44.1	65.5

05-06-14	60.1	48.4	73.5
06-06-14	75.7	41.1	74.8
07-06-14	76.8	43.5	78.5
08-06-14	81.6	41.3	84.8
09-06-14	79.8	41.5	80.3
10-06-14	67.3	36.4	74
11-06-14	63.2	34.8	73.6
12-06-14	57.6	34.6	61.5
13-06-14	52.7	37	51
14-06-14	51	42.3	62.3
15-06-14	54	41.2	57.6
16-06-14	51.9	33.1	57.5
17-06-14	53.5	28.8	59.2
18-06-14	50.8	30.4	58.9
19-06-14	52.4	29.9	54.5
20-06-14	51.9	31.9	63.8
21-06-14	61.1	37.4	67.3
22-06-14	54	39.8	57.2
23-06-14	46.4	41.3	47.8
24-06-14	39.2	42.3	44
25-06-14	39.6	39	41.9
26-06-14	41.6	47	47.9
27-06-14	37.5	47.1	42.3
28-06-14	40.1	40.4	44.6
29-06-14	39.4	41.9	48.4
30-06-14	38.5	35.1	52.3
01-07-14	43.6	34.5	55.9
02-07-14	44.3	34.9	53.3
03-07-14	38.3	33.6	49.2
04-07-14	40.6	29.3	47.8
05-07-14	49.6	27.2	55
06-07-14	42	27	44.6
07-07-14	40.1	44.5	50
08-07-14	33.1	46.3	47.4
09-07-14	36.8	40	51.8
10-07-14	42	30.5	61
11-07-14	48.2	26.4	63
12-07-14	48.3	28.5	60.1
13-07-14	45.4	33.5	56.2
14-07-14	38.8	28.9	49.2
15-07-14	40.5	34	53
16-07-14	46.7	27.7	65.5
17-07-14	47.1	30.8	61
18-07-14	47.7	34	61.9
19-07-14	58.7	40.5	60.9

20-07-14	48.4	43.5	55.7
21-07-14	47	37.5	53.7
22-07-14	41.6	41.6	55.7
23-07-14	44.3	33.4	50.9
24-07-14	40.5	41.4	53.7
25-07-14	44.9	40.5	55.2
26-07-14	44.3	50	62
27-07-14	48.3	63	59.6
28-07-14	41.2	70.8	62.5
29-07-14	39.2	62.5	58.1
30-07-14	43	77.3	58.5
31-07-14	36	64.5	61.8
01-08-14	42.4	54.2	67
02-08-14	40.7	55.8	61.6
03-08-14	46.8	54.1	62.5
04-08-14	48.2	47.7	53.3
05-08-14	45.3	49.5	52.5
06-08-14	44.9	72.5	58.4
07-08-14	60	76.1	66.8
08-08-14	54.2	64.6	72.7
09-08-14	53.3	50.1	66.9
10-08-14	49.1	50.6	59.7
11-08-14	35.7	50.6	50.4
12-08-14	36.8	47.5	52.5
13-08-14	33.2	44.1	45.5
14-08-14	34.4	36.5	48.6
15-08-14	41.1	37.4	51.3
16-08-14	36.7	52.8	55.8
17-08-14	35.1	65.3	46.3
18-08-14	50	55.5	65.1
19-08-14	56.5	45.5	63.5
20-08-14	44	47.3	66.8
21-08-14	41.8	48.8	61
22-08-14	33.7	50.5	36.7
23-08-14	33.9	51.4	40.8
24-08-14	33	54.5	47.5
25-08-14	33.1	53.9	47.8
26-08-14	33.2	52.2	51.8
27-08-14	35.2	52.5	53.5
28-08-14	38.6	53.9	67.6
29-08-14	41.1	51.1	60.5
30-08-14	42.9	52.9	59.7
31-08-14	40.5	60.4	59.1
01-09-14	48.6	65.3	62.4
02-09-14	49.9	66	65.2

03-09-14	54.4	66.5	61.4
04-09-14	55.8	62.6	66.5
05-09-14	54.4	57.2	70
06-09-14	56.4	62.7	67.8
07-09-14	63.5	47.1	72.9
08-09-14	70	44.5	69.9
09-09-14	64.6	43.1	76
10-09-14	72	55.3	77.5
11-09-14	75.4	48.1	78.8
12-09-14	72.6	74.5	72.1
13-09-14	64.525	57.3	68.2
14-09-14	56.45	75.6	67.7
15-09-14	48.375	74	69.3
16-09-14	40.3	68.6	67.8
17-09-14	76.3	71	78.1
18-09-14	77.7	72.3	82.4
19-09-14	73.3	64.8	68.9
20-09-14	60.4	60	59.3
21-09-14	54.8	60.6	50.5
22-09-14	56.7	53.2	57.6
23-09-14	57.9	55.3	68.6
24-09-14	52.6	50.5	64.5
25-09-14	40.3	59.5	35.3
26-09-14	44.7	57.3	38.6
27-09-14	63.7	55.2	79.3
28-09-14	82.6	41	78.5
29-09-14	62	54.5	64.1
30-09-14	49.4	64.6	49.3
01-10-14	53.6	65.8	59.9
02-10-14	50.3	73.2	60.3
03-10-14	53.4	77.5	66.8
04-10-14	60.5	66.7	72.1
05-10-14	62.4	68	72.3
06-10-14	60.7	71.4	69.4
07-10-14	59.4	71.5	70.1
08-10-14	54.4	73.5	71
09-10-14	51.3	76.3	67.3
10-10-14	50.3	73.7	69.7
11-10-14	51.8	53.8	69
12-10-14	69.6	58.7	81
13-10-14	75.1	52.5	87.8
14-10-14	77.4	49.3	88.9
15-10-14	78	55.3	86.2
16-10-14	79.8	70.1	84
17-10-14	80	71	77.3

18-10-14	82.2	74.1	80.4
19-10-14	53.6	59.4	57.3
20-10-14	47.3	72.7	51.5
21-10-14	45.3	67.2	57.2
22-10-14	64	64.2	77.3
23-10-14	67	67.7	91.8
24-10-14	75.9	72.1	94.8
25-10-14	74.5	74.6	93
26-10-14	85.3	71	91.5
27-10-14	81	69.2	91.4
28-10-14	75.8	64.7	89.3
29-10-14	78	70.5	89.7
30-10-14	80.4	68.1	89.4
31-10-14	74.5	71	79.8
01-11-14	74.3	69.2	71.2
02-11-14	69.4	72.9	75.6
03-11-14	60.9	81.2	65.9
04-11-14	56.2	79.4	72
05-11-14	56.6	72.6	70.6
06-11-14	61.9	75.9	73.9
07-11-14	57.9	72.8	77
08-11-14	52.2	70.5	57.7
09-11-14	61.3	57	60.8
10-11-14	61.2	58.1	68.1
11-11-14	64	63.9	88.3
12-11-14	68.3	69.9	81.8
13-11-14	72.4	73.5	85
14-11-14	81.5	61.4	86.5
15-11-14	82.3	62.1	91.6
16-11-14	64	48.5	86.3
17-11-14	74.1	52.2	89.9
18-11-14	74.6	51.8	89.4
19-11-14	77.9	63.9	90.5
20-11-14	80.4	65.3	93.7
21-11-14	82.9	65.7	81.3
22-11-14	67.8	66.6	67
23-11-14	71.1	72.8	72.4
24-11-14	59.6	82.5	63.5
25-11-14	67.8	61.6	88.9
26-11-14	66.7	48.1	77.4
27-11-14	62.5	48.2	72.6
28-11-14	69	61.6	79.9
29-11-14	77.6	68.3	90.5
30-11-14	88.8	62.1	92.9
01-12-14	89.7	73.4	82.1

02-12-14	85.3	68.9	81.8
03-12-14	73.7	76.5	83.9
04-12-14	66	74.4	77.3
05-12-14	73	66.3	89
06-12-14	75.2	66.1	92.1
07-12-14	83.7	66.8	98
08-12-14	84.5	71.5	97
09-12-14	74.8	66	95.2
10-12-14	75.3	68.3	94.5
11-12-14	79.4	67.2	89.8
12-12-14	80.7	54.9	94.1
13-12-14	77.6	54.2	87
14-12-14	72	54.5	81.2
15-12-14	79	62.6	88.6
16-12-14	80.5	61	94.8
17-12-14	82.7	65.8	92.5
18-12-14	83.8	61.3	94
19-12-14	81.8	50.4	88.6
20-12-14	76.8	46.1	90.9
21-12-14	78.3	50.5	86.3
22-12-14	64.4	50.7	72.4
23-12-14	63.4	60.3	60.1
24-12-14	69.1	57.3	79.5
25-12-14	70.8	59.5	86.5
26-12-14	75.8	46.8	90.5
27-12-14	76.8	56.7	97.3
28-12-14	77.7	60.5	88.7
29-12-14	67.2	79.8	85.4
30-12-14	72.6	76.6	90.8
31-12-14	79.3	61.1	94.3
01-01-15	77.5	61.1	92.7
02-01-15	78.3	61.4	84.5
03-01-15	70.6	64.9	81.8
04-01-15	77.5	64.2	76
05-01-15	80.6	56.4	87.4
06-01-15	81.4	54	88.5
07-01-15	74	57.3	83.5
08-01-15	60.1	51.1	66
09-01-15	56.5	47.9	59
10-01-15	69.3	54.2	77.9
11-01-15	77.8	71.5	93.2
12-01-15	76.7	75	94.6
13-01-15	81.2	68	98.5
14-01-15	71	67.2	95.3
15-01-15	73.8	62.3	98

16-01-15	79.5	64.6	92.1
17-01-15	69.3	65.2	84.1
18-01-15	72.2	55.9	90.4
19-01-15	72	66.7	91.3
20-01-15	74	48	91
21-01-15	70.4	47.4	82.8
22-01-15	73.5	54.2	92.5
23-01-15	67.9	45.9	87.6
24-01-15	71.7	40.8	83.6
25-01-15	72.6	48.3	86.7
26-01-15	74.5	37.8	83.2
27-01-15	69.4	38.7	89.8
28-01-15	72.5	52.8	87.4
29-01-15	74.6	60	92.3
30-01-15	73.9	63.4	93.9
31-01-15	67.7	61.5	95
01-02-15	57.7	54.6	90.6
02-02-15	56.8	54.6	90.3
03-02-15	67.2	55.5	78.3
04-02-15	71.5	67.5	78.5
05-02-15	62.8	58.7	75
06-02-15	68.4	55.7	72.5
07-02-15	57.4	45.6	70.5
08-02-15	66.3	60.6	71.5
09-02-15	73.7	68.5	78.6
10-02-15	78.5	55.3	97.4
11-02-15	68	45.5	93.1
12-02-15	68.9	68.2	78.3
13-02-15	66	82.1	79.3
14-02-15	67	54.2	81.8
15-02-15	67.7	66.8	89.4
16-02-15	80.7	63	84.6
17-02-15	71	58.3	74.9
18-02-15	56.8	54.3	79
19-02-15	68.8	52.5	78.6
20-02-15	60.7	42.3	70.8
21-02-15	51.3	49.4	59.1
22-02-15	54.1	53.6	68.5
23-02-15	72.6	51.3	91.2
24-02-15	79.5	57.3	97.1
25-02-15	78.2	76.3	96.9
26-02-15	77.1	58.9	97.4
27-02-15	71.7	48.2	85
28-02-15	74.9	47.3	90.8
01-03-15	77.9	34.6	90.8

02-03-15	74	45.7	81.9
03-03-15	77.7	49.4	89
04-03-15	64.5	52.5	70.6
05-03-15	58.9	46	62.3
06-03-15	64.3	42.3	67.4
07-03-15	61.7	42.6	53.3
08-03-15	55.9	54.9	56.5
09-03-15	58.8	45.2	56.9
10-03-15	55.4	46.6	57.5
11-03-15	56.7	53.3	64
12-03-15	61.3	39.5	75.7
13-03-15	69.4	41.8	78.4
14-03-15	70.5	45	93.9
15-03-15	75.9	50.8	84.1
16-03-15	70.3	45.4	71.9
17-03-15	67.8	30.2	69
18-03-15	67.3	53	76.4
19-03-15	79	70.7	87.8
20-03-15	70	66.9	76.8
21-03-15	77.9	54.7	72.6
22-03-15	69.4	59.6	60.7
23-03-15	67.4	52.3	70.2
24-03-15	72.6	55.8	87
25-03-15	60.5	64.1	73.1
26-03-15	48.9	39.9	63.8
27-03-15	78.7	66	79.8
28-03-15	88.1	57.5	98
29-03-15	76.7	51.6	88.1
30-03-15	82.8	50.5	86.8
31-03-15	77.9	46.5	93.2
01-04-15	70.9	57.1	83
02-04-15	71.4	53.3	82.6
03-04-15	64.9	42.7	69.9
04-04-15	48	31.4	59
05-04-15	57.5	32.4	70.3
06-04-15	63.2	57.6	76.5
07-04-15	70.4	63.4	82.3
08-04-15	68.1	52	83.1
09-04-15	85.2	53.4	93.5
10-04-15	75.5	53.4	74.5
11-04-15	62.5	75.3	57.5
12-04-15	54.9	72	61.3
13-04-15	45.7	58.2	49.6
14-04-15	55.7	60.4	59.6
15-04-15	63.8	76.8	63.5

16-04-15	59.8	80.8	74.6
17-04-15	56.9	66.9	54.7
18-04-15	48.2	70	61.9
19-04-15	59	88.3	76.5
20-04-15	69.9	77.7	67.1
21-04-15	56.5	62.4	54
22-04-15	52	87.6	46.7
23-04-15	71.4	83.3	65.5
24-04-15	53.8	66.8	48.8
25-04-15	54.4	73.3	48
26-04-15	64	71	59.2
27-04-15	66.2	51.3	69.5
28-04-15	61.7	55.9	55
29-04-15	37.5	69.4	34.8
30-04-15	56.2	68.6	53.5
01-05-15	72.2	68.5	67.3
02-05-15	74.7	66.3	74
03-05-15	62.3	70.9	59.2
04-05-15	62.7	72.1	60.5
05-05-15	48.1	70.9	52.3
06-05-15	53.5	69.5	56.3
07-05-15	66.6	56.9	66.9
08-05-15	15.75	56.8	60.7
09-05-15	18.2	73.5	54.5
10-05-15	14.4	74.8	48.3
11-05-15	12.6	67.9	71.7
12-05-15	13	72.8	73
13-05-15	13.4	64.8	61.6
14-05-15	12.5	68.1	54.9
15-05-15	14.8	63.5	52.8
16-05-15	16	56.6	69.3
17-05-15	18.8	58.5	65.6
18-05-15	19.4	62	49.3
19-05-15	17.8	55.3	40.9
20-05-15	18.2	50.1	43.7
21-05-15	14.6	53.5	69.2
22-05-15	14	53	64.5
23-05-15	17	53	56.9
24-05-15	18	57.8	47.8
25-05-15	18	47.8	59.4
26-05-15	16.4	49.9	63
27-05-15	15.55	44.2	76
28-05-15	14.7	47.9	71.1
29-05-15	15.375	41	81.4
30-05-15	16.05	36.7	77

31-05-15	16.725	29.7	68.5
01-06-15	17.4	31.5	67.9
02-06-15	17.9	38.8	62.2
03-06-15	16.4	31.8	73.7
04-06-15	13.8	33.7	77.8
05-06-15	15.5	41.9	67.2
06-06-15	14.7	49.1	73.8
07-06-15	17.8	41.2	67.8
08-06-15	17.1	44.9	75.1
09-06-15	17.7	59.4	63.4
10-06-15	15.9	46.9	67.9
11-06-15	14.6	45.1	88.6
12-06-15	15.2	49.2	68.9
13-06-15	16.9	49.8	69.2
14-06-15	17.9	49.3	67
15-06-15	18.5	52.7	59
16-06-15	18.7	51.6	51.1
17-06-15	19.5	57.5	58.2
18-06-15	19.2	60.8	62.9
19-06-15	17.1	62.5	71.3
20-06-15	17.2	54.5	72
21-06-15	19.2	62.2	75
22-06-15	18.5	70.1	73.9
23-06-15	18.2	71.3	75.9
24-06-15	18.3	60.8	68.8
25-06-15	17.9	55.7	57.5
26-06-15	18.1	56.2	57.2
27-06-15	16.5	61	65.5
28-06-15	14.3	70.8	76.9
29-06-15	15.4	71	71.4
30-06-15	16.6	53.9	64.3
01-07-15	18.7	59.4	65.2
02-07-15	19.9	72.7	63.7
03-07-15	18.6	56.8	66.4
04-07-15	20.5	56.3	58.8
05-07-15	22.1	61.5	56
06-07-15	21.4	52.8	60
07-07-15	22.2	48.3	58.5
08-07-15	22.7	41.2	55
09-07-15	22.1	45.8	53.6
10-07-15	23.1	44.8	55.1
11-07-15	22.4	38.5	62.7
12-07-15	21.1	38.2	61.8
13-07-15	21.4	33.3	54.5
14-07-15	21.6	39.7	53.9

15-07-15	21.6	35.7	51.3
16-07-15	22.9	41.6	53.1
17-07-15	22	39.6	43.8
18-07-15	22.1	38	47.3
19-07-15	22.8	35.5	43
20-07-15	23.1	40	41.3
21-07-15	23.3	38.6	44.5
22-07-15	24.7	52	38.7
23-07-15	24.8	49.8	49.1
24-07-15	24.9	41	62.5
25-07-15	23.6	38.1	70.4
26-07-15	24.4	50.3	61
27-07-15	23.6	54	67
28-07-15	23.4	47	61
29-07-15	25.4	41.2	51.8
30-07-15	27.4	40.9	50.6
31-07-15	28.6	42.2	54.2
01-08-15	25.1	45.3	65.5
02-08-15	26.3	61.1	54.8
03-08-15	26.3	61.3	57
04-08-15	24.8	69.2	50.5
05-08-15	23.6	66.3	55.9
06-08-15	23.6	61.3	57
07-08-15	22.8	70.3	63.5
08-08-15	24.6	57.3	55.6
09-08-15	22.7	51.3	60.3
10-08-15	21.8	57.3	68.8
11-08-15	21.5	60.8	74.1
12-08-15	22	59.5	67.4
13-08-15	24.3	61.1	64.2
14-08-15	24.1	62.1	64
15-08-15	23	59	68
16-08-15	22.1	54.6	72.3
17-08-15	21.9	53.4	73.9
18-08-15	24.3	65.3	61.3
19-08-15	24.9	75.4	63.4
20-08-15	24.4	76.5	68.1
21-08-15	25.6	65	67.3
22-08-15	26.2	64.8	68.3
23-08-15	23.2	58.4	69.3
24-08-15	21.5	47.9	56.5
25-08-15	21.4	54.3	49.4
26-08-15	20.4	67.4	45.5
27-08-15	20.3	66	52.6
28-08-15	20.5	57.7	45.8

29-08-15	19.7	59.5	42.7
30-08-15	21	54.1	43.5
31-08-15	22.7	55.1	41.3
01-09-15	23	57.9	44.3
02-09-15	22	73.9	46
03-09-15	22.1	77.9	47.3
04-09-15	22	80.4	52
05-09-15	22.5	72.5	52.5
06-09-15	23.3	82.8	50.5
07-09-15	23.2	62.4	52.1
08-09-15	23.3	59.3	49.8
09-09-15	23.4	56.6	59.9
10-09-15	24.2	58.5	59.5
11-09-15	24.6	69.6	54.7
12-09-15	23.2	69.8	39.1
13-09-15	20.1	49.7	54.4
14-09-15	20.9	30.7	61.3
15-09-15	21.7	43	65
16-09-15	21.7	51.1	51.2
17-09-15	24.7	53.6	56.5
18-09-15	23.6	55.6	63.6
19-09-15	21.9	61.5	72.7
20-09-15	19.8	69	73.5
21-09-15	18.6	61.8	76.9
22-09-15	16.7	53.5	78.9
23-09-15	16.3	59.7	87.5
24-09-15	18.6	67.6	79.7
25-09-15	18.7	68.6	77.7
26-09-15	18.8	70.8	68.5
27-09-15	19.9	69.4	62.8
28-09-15	18	72.6	68.5
29-09-15	18.9	43.8	71.7
30-09-15	16.9	53.5	64.1
01-10-15	16.1	57	67.3
02-10-15	16.9	66	71.1
03-10-15	16.9	68.8	71.2
04-10-15	17	56.3	66
05-10-15	17	74.1	69.6
06-10-15	14.5	69.8	78.2
07-10-15	12	57.2	71
08-10-15	11.9	62.4	78
09-10-15	13	72.2	70.5
10-10-15	13.9	61.6	69.8
11-10-15	15.6	73	63
12-10-15	18.1	62	59.8

13-10-15	17.2	65.9	66.7
14-10-15	14.1	70.3	68.8
15-10-15	14.7	49.8	74.3
16-10-15	15.1	55.9	64.2
17-10-15	15.7	52.3	67.2
18-10-15	16.8	58.1	62.5
19-10-15	14.7	50.3	57.6
20-10-15	13.5	56.3	64.3
21-10-15	15.7	41.4	80.3
22-10-15	14.7	62.1	88.5
23-10-15	14.1	70.3	92.3
24-10-15	14	81.8	87.4
25-10-15	12.4	82.6	84
26-10-15	10.7	81.1	66.6
27-10-15	8.4	73.5	62.5
28-10-15	8.7	72.7	66.2
29-10-15	8.1	73.8	70.6
30-10-15	10.1	71.5	74.5
31-10-15	8.2	84.3	73.8
01-11-15	9.1	82.1	65.6
02-11-15	7.6	72.2	45.4
03-11-15	8.2	68.3	52.6
04-11-15	8.5	67.7	59.5
05-11-15	8	62.4	66.8
06-11-15	8.4	63.7	69.2
07-11-15	9.7	68.8	59.4
08-11-15	7.7	77	73.1
09-11-15	5.9	78.7	62.4
10-11-15	7.8	73.6	57.7
11-11-15	6.4	60.3	56.5
12-11-15	9.2	54.5	66.8
13-11-15	8.7	56.3	74.5
14-11-15	9	58.2	77.8
15-11-15	6.7	53.1	77.1
16-11-15	7.2	77.2	77.7
17-11-15	10.8	79.4	53.8
18-11-15	4.6	73.8	60.4
19-11-15	5.4	65.5	70.8
20-11-15	5.9	68.8	70.5
21-11-15	5.8	65.5	78
22-11-15	8.3	76.9	77.5
23-11-15	7.5	90.2	78
24-11-15	6.3	65.2	76.8
25-11-15	7.5	57.5	51
26-11-15	8.8	69.8	86.5

27-11-15	9.4	77	90
28-11-15	7.4	67.2	85.9
29-11-15	6.1	67.4	81.7
30-11-15	5.9	82.4	72.4
01-12-15	1.5	66.9	64.2
02-12-15	2.5	72.8	72.4
03-12-15	0.6	94.5	51.3
04-12-15	-0.8	87.5	55.8
05-12-15	1	71.5	49.8
06-12-15	-0.4	58.8	58.8
07-12-15	3.4	59.3	64.3
08-12-15	4.9	63.8	70.7
09-12-15	4.5	63.6	54.1
10-12-15	3.9	69.8	65.5
11-12-15	2.7	72.5	73.2
12-12-15	5.6	80.3	80.5
13-12-15	2.4	78.6	78.5
14-12-15	1.3	76.1	75.8
15-12-15	0.2	61.5	76.8
16-12-15	0.9	72.3	79.8
17-12-15	0.2	77.8	75
18-12-15	1	67	75.2
19-12-15	1.5	79.9	84.9
20-12-15	-0.3	63.3	86.9
21-12-15	-1.9	61.3	82.6
22-12-15	-1.4	74.8	78.3
23-12-15	1.9	73.8	70
24-12-15	2.7	70.5	59.4
25-12-15	3	64	64.5
26-12-15	1.6	67	73.7
27-12-15	2.8	62.4	75.4
28-12-15	1.6	78.4	79.8
29-12-15	0.4	72.6	82.4
30-12-15	-0.6	66.2	65
31-12-15	-6.3	61.9	51.7
01-01-16	-7.3	47.3	54.7
02-01-16	-10.1	58.6	50.5
03-01-16	-4.8	76.3	52.6
04-01-16	0.4	53	87.7
05-01-16	4	59	95.9
06-01-16	9.5	60.6	93.8
07-01-16	8	59	89.9
08-01-16	2.1	72	74.2
09-01-16	0	57.3	63
10-01-16	0.3	79.8	76

11-01-16	5.5	69.5	89.4
12-01-16	7.2	56.8	89.5
13-01-16	8.2	44.9	86.2
14-01-16	3.3	70.5	70.6
15-01-16	-0.2	64.4	69.8
16-01-16	3	69.1	79.6
17-01-16	6.2	71	89.8
18-01-16	3.4	69.6	87.4
19-01-16	-2.2	54.7	69.7
20-01-16	-5.3	52.9	64
21-01-16	-0.5	51.5	91.4
22-01-16	1.5	56	84.8
23-01-16	-3	63.5	70.2
24-01-16	-6.8	58.8	58.2
25-01-16	-7.5	73.6	55.6
26-01-16	-7.8	79.8	58.7
27-01-16	-5.7	74	60.5
28-01-16	-3.5	59.7	67.3
29-01-16	0.6	64.1	77.8
30-01-16	0.7	67.5	83
31-01-16	2.9	60.5	81.3
01-02-16	5.2	55.5	80.3
02-02-16	6	51.2	68.2
03-02-16	3.3	51.6	70.2
04-02-16	4.9	48.6	77.1
05-02-16	4.7	47.2	77.5
06-02-16	0.3	62.7	82.7
07-02-16	-2.4	59.1	65
08-02-16	-1.9	59	67.3
09-02-16	-0.8	57.2	79.3
10-02-16	0.5	51.5	78
11-02-16	4.9	49.2	90.3
12-02-16	8.3	49.6	86.8
13-02-16	7.6	49.4	88.2
14-02-16	8.4	47.3	90.2
15-02-16	10.2	37.8	75.9
16-02-16	9.9	41.9	82.2
17-02-16	10.4	49.2	78.1
18-02-16	11.4	43.4	70.2
19-02-16	9.5	39.8	49.9
20-02-16	10	31.7	65.5
21-02-16	6	57.9	78.2
22-02-16	3	87.9	60
23-02-16	5.8	88.9	50.5
24-02-16	5.6	64.2	52.8

25-02-16	9.1	63.1	68.1
26-02-16	7.8	45.4	75.2
27-02-16	9.4	48.5	65.4
28-02-16	9.7	40.5	78.2
29-02-16	8.9	41.9	71.8
01-03-16	10.9	43.2	47.8
02-03-16	9.9	43.4	45.3
03-03-16	8	45.7	74.3
04-03-16	6	42.9	85.9
05-03-16	3.4	47.2	80.8
06-03-16	4.1	38.8	75.1
07-03-16	5.8	46.3	66.4
08-03-16	7.2	56.4	54.6
09-03-16	9.2	54.5	57.8
10-03-16	8.2	48.2	69.4
11-03-16	7.9	47.6	73.8
12-03-16	8	54.5	75.4
13-03-16	9.4	64.9	68.5
14-03-16	7.3	62.1	82.3
15-03-16	3.3	72.3	73
16-03-16	2.5	72.1	64.6
17-03-16	3.1	71.8	55.5
18-03-16	3.6	83	69.6
19-03-16	6.1	68.9	75.7
20-03-16	5.3	69	66.1
21-03-16	4.5	64.8	53.1
22-03-16	6.9	66.3	61.4
23-03-16	9.5	57.5	60.4
24-03-16	11.1	56.3	75
25-03-16	9.8	63.7	71.4
26-03-16	5.5	66.9	70.1
27-03-16	3.9	74.6	70.8
28-03-16	3.6	63.9	65.8
29-03-16	2.4	54.7	54
30-03-16	6.6	58.9	57.3
31-03-16	9.5	53.1	59.7
01-04-16	10.2	53.3	62.2
02-04-16	12.2	60.4	61.4
03-04-16	12.8	82.4	53.9
04-04-16	11.9	82.3	51.3
05-04-16	13.3	60.2	61.6
06-04-16	14.4	55.2	55.3
07-04-16	14.8	51.5	47
08-04-16	14.3	59.5	36
09-04-16	15.3	60.5	38.7

10-04-16	13.6	55.5	72.8
11-04-16	8.4	53.9	86
12-04-16	8.2	48.2	79.9
13-04-16	11.3	41.3	66.1
14-04-16	12.2	43.1	62.5
15-04-16	15	40.9	53.3
16-04-16	14.2	40.5	70.6
17-04-16	14.7	49.2	60.4
18-04-16	16.1	53.3	53.8
19-04-16	17.5	56.5	50.5
20-04-16	16.6	72.9	36.9
21-04-16	12.4	55.4	51.8
22-04-16	10.6	57.5	48
23-04-16	12.6	54.6	46.7
24-04-16	15.1	49.4	40
25-04-16	14.4	48.3	56.2
26-04-16	11.8	44.2	84.6
27-04-16	10	40.7	59.7
28-04-16	11.7	49	56.7
29-04-16	13.1	38.6	57.6
30-04-16	14.6	34.5	69
01-05-16	15.2	39.8	68.8
02-05-16	16.4	42.8	61.8
03-05-16	14.1	34	73.2
04-05-16	9	37.2	82.1
05-05-16	8.8	41.3	84.8
06-05-16	8.8	41.3	80.5
07-05-16	10.3	37.4	72.7
08-05-16	12.1	40.2	73.8
09-05-16	14.7	40.3	68
10-05-16	15.5	52.5	68
11-05-16	15.2	60.1	64.5
12-05-16	15.3	64.6	63.9
13-05-16	17.6	52.3	60.3
14-05-16	15	42.3	66.9
15-05-16	16.3	43	74.3
16-05-16	15.8	43.8	70.3
17-05-16	15.4	45.4	68.6
18-05-16	14.5	45.9	68.7
19-05-16	12.2	46.4	53.9
20-05-16	13.8	50.3	64.5
21-05-16	14.7	36.7	67.3
22-05-16	13	34.4	73.4
23-05-16	10.3	37.2	77.2
24-05-16	12.4	33.2	61.1

25-05-16	14.1	33	68.8
26-05-16	12.8	31.8	67
27-05-16	12.6	27.3	62.9
28-05-16	12.7	24.6	65.3
29-05-16	14	27.5	55.6
30-05-16	17.3	36.3	58.1
31-05-16	19.9	51.6	56.9
01-06-16	19.7	63.7	59.6
02-06-16	20.2	76.5	48.6
03-06-16	20	69.8	56.1
04-06-16	18.4	41.3	56
05-06-16	18.3	35.4	57.5
06-06-16	18.7	34.8	62.7
07-06-16	16.2	41.8	66.5
08-06-16	14.2	40.9	74
09-06-16	15.5	43.8	56
10-06-16	15.8	40.1	61.7
11-06-16	16.6	42.3	65.6
12-06-16	19.2	45.7	64.6
13-06-16	20.2	42.8	49.8
14-06-16	17.6	41.5	52.3
15-06-16	18.2	44.4	46.8
16-06-16	19.5	53.2	53.8
17-06-16	22.1	60.3	46.2
18-06-16	23.2	59.8	46.1
19-06-16	24.2	52.2	43.8
20-06-16	25.2	46.1	49.1
21-06-16	25.2	43.8	47.7
22-06-16	25.3	42	43.6
23-06-16	26.9	45.8	50.5
24-06-16	26.7	42.5	52.9
25-06-16	26.3	56.3	50.1
26-06-16	25.5	66.8	46.9
27-06-16	23.4	51.2	46.5
28-06-16	23.3	44.9	55.4
29-06-16	19.4	35.8	68.9
30-06-16	18.7	38.2	70.1
01-07-16	21.7	36	58.9
02-07-16	23.7	37.9	48.6
03-07-16	24.4	40.9	56.5
04-07-16	24.9	66	51.4
05-07-16	22.9	53.8	48.8
06-07-16	23.5	52.3	48.6
07-07-16	24	49.3	55.6
08-07-16	23.3	54	56.7

09-07-16	23.1	64.8	43.6
10-07-16	23.8	62.5	50
11-07-16	22.6	58.5	46.2
12-07-16	23.4	56.5	45.7
13-07-16	24	49.3	41.4
14-07-16	26.2	49.4	46.5
15-07-16	26.8	48.4	50.3
16-07-16	26.1	43.7	57.1
17-07-16	27.3	48.1	53.3
18-07-16	26.9	52.2	64.2
19-07-16	24.6	51.9	59.3
20-07-16	22.9	45.4	62.3
21-07-16	20.1	38.7	75.4
22-07-16	22.6	40	64
23-07-16	23.4	41.5	51.5
24-07-16	23.2	48.8	43.3
25-07-16	23.8	47.5	41.4
26-07-16	23.9	61.8	48
27-07-16	24.9	71.5	47.9
28-07-16	25.9	73.7	51.3
29-07-16	27	62.9	50.3
30-07-16	26.4	49.5	58.4
31-07-16	25.5	50.4	66.3
01-08-16	26.6	48	55.9
02-08-16	26.7	55.8	50.1
03-08-16	26.6	75	60.7
04-08-16	23.9	64.1	57.7
05-08-16	23.9	60	56.2
06-08-16	22.6	51.7	57.3
07-08-16	23.5	46.5	59.5
08-08-16	25.2	56.7	51.8
09-08-16	25.7	50.2	54.6
10-08-16	25.9	50	50.9
11-08-16	25.5	54.8	57.3
12-08-16	27.3	47.3	64.1
13-08-16	24.2	47.7	67.4
14-08-16	20.7	52.5	67.1
15-08-16	21.8	45.9	56.7
16-08-16	23.2	40.9	57
17-08-16	21.5	46.3	40.9
18-08-16	23.4	56	49.5
19-08-16	24.8	51.7	49.4
20-08-16	25.3	55	54.1
21-08-16	24.2	57.7	54.6
22-08-16	22.3	53.8	59.1

23-08-16	23.8	45.2	62.1
24-08-16	26.2	49.3	59.3
25-08-16	25.3	54.1	54.5
26-08-16	24.8	56.3	59.7
27-08-16	23.7	45.6	62.4
28-08-16	22.4	53.8	66.4
29-08-16	23.2	44.4	63.7
30-08-16	22.7	67.5	65.6
31-08-16	22.4	68.9	57
01-09-16	22.2	67.1	54
02-09-16	21.6	65.3	52.9
03-09-16	21.7	65.8	56.8
04-09-16	20.4	60.2	59
05-09-16	20.9	68.5	61.7
06-09-16	20.5	58.2	63.6
07-09-16	22.2	58.6	60.8
08-09-16	23.2	59.7	52.8
09-09-16	22.6	53.4	50.3
10-09-16	23.8	59.9	50.9
11-09-16	22.6	63	56
12-09-16	21.5	62.4	63.9
13-09-16	20.9	48.2	68.9
14-09-16	19.5	50.4	72.8
15-09-16	17.3	49.8	74.6
16-09-16	16.8	57.6	56.8
17-09-16	16.5	65	46.2
18-09-16	18	65.6	47
19-09-16	20.3	63.1	49
20-09-16	17.9	65.6	60.3
21-09-16	14.8	72.3	72.9
22-09-16	15.9	59.7	75.6
23-09-16	13.9	74.3	57.6
24-09-16	11.1	77.2	50.3
25-09-16	12.8	70.6	55.9
26-09-16	12.7	66.8	62.8
27-09-16	14.2	78.3	63.2
28-09-16	15.7	61	56
29-09-16	14.4	60.4	55.3
30-09-16	15	63.8	55.8
01-10-16	15.9	53.6	58.9
02-10-16	16.4	45.5	62.5
03-10-16	17.4	45.9	63
04-10-16	17.3	45.9	60.1
05-10-16	17.3	48.8	57.1
06-10-16	17.1	52.6	70.5

07-10-16	17.1	61.3	69.6
08-10-16	16.2	63.9	73
09-10-16	17	60.9	70
10-10-16	14.8	65	66.5
11-10-16	15.3	72.8	68.5
12-10-16	18	84.9	66.1
13-10-16	17.2	74	73.7
14-10-16	14.7	64.2	71.5
15-10-16	11.3	58.1	49.5
16-10-16	11.5	72.7	52
17-10-16	12.9	79.3	58.5
18-10-16	11.4	72	64.7
19-10-16	11.6	66.8	76.4
20-10-16	11	59.5	74.7
21-10-16	11.7	71.3	68.5
22-10-16	9.3	62.5	69.4
23-10-16	12.75	70.8	67.4
24-10-16	16.2	74.1	72
25-10-16	12.3	71.4	60.8
26-10-16	11.1	54.6	58
27-10-16	10.9	67.7	66
28-10-16	13.6	67.3	64.6
29-10-16	12.4	58.9	67.4
30-10-16	9.9	59.9	68.1
31-10-16	6.4	65.2	55.3
01-11-16	5.8	55	55.3
02-11-16	2.9	71	53.1
03-11-16	4.3	77	53.3
04-11-16	6.5	85.3	71.7
05-11-16	8	68.1	73.2
06-11-16	8.2	84.5	69.2
07-11-16	10.6	85.5	75.4
08-11-16	13.2	79.2	76.5
09-11-16	11.9	79	78
10-11-16	12.1	83	75.4
11-11-16	8.4	81.8	76.5
12-11-16	8.6	86.4	78.7
13-11-16	9	88.7	72.6
14-11-16	10.3	84.7	77.7
15-11-16	7.3	62.5	75.9
16-11-16	3.7	62.3	63.7
17-11-16	1.1	81.2	58.5
18-11-16	3.8	73.5	68.6
19-11-16	5.2	86.8	63.1
20-11-16	5.3	61.5	58.8

21-11-16	6.4	70.9	65
22-11-16	5.9	68.5	63.4
23-11-16	6.4	77.5	61.4
24-11-16	4.5	87	61.5
25-11-16	2.7	76.6	58.6
26-11-16	2.8	90.1	71.5
27-11-16	3.2	90.5	69
28-11-16	7.2	85.7	79.3
29-11-16	7.6	86.9	90.4
30-11-16	3.5	73.1	84.2
01-12-16	0.9	66	71.7
02-12-16	-0.2	67.7	63.7
03-12-16	3.5	79.3	60.6
04-12-16	5.8	92.8	71
05-12-16	4.1	83.2	80.4
06-12-16	0.6	64.5	73
07-12-16	2.8	60.8	62.6
08-12-16	0.8	70	59.1
09-12-16	-1.2	71.3	69
10-12-16	1	70.6	69.2
11-12-16	1.5	63.1	73
12-12-16	2.6	67	75.4
13-12-16	4.3	69.5	80.3
14-12-16	-3	76	57.5
15-12-16	-5.1	94.3	59.1
16-12-16	-2.6	93.3	70.7
17-12-16	-3.1	80.6	57.5
18-12-16	-5	77.5	61.8
19-12-16	-3.7	71.5	60.1
20-12-16	-4.3	77.6	49.7
21-12-16	-2.5	85.5	63.3
22-12-16	-3.7	73.3	67.1
23-12-16	-2.4	54	80.9
24-12-16	-0.8	51.7	79.8
25-12-16	1.8	56.4	73.7
26-12-16	-1.9	55.2	85.4
27-12-16	-0.3	57	73.5
28-12-16	-2.9	60.5	84.2
29-12-16	-0.1	67.1	86.8
30-12-16	-2.8	70.4	93.3
31-12-16	-3.4	64.3	83.7
01-01-17	-10.3	68.2	85.7
02-01-17	-6	63	82.4
03-01-17	-8.5	65.5	86
04-01-17	-6.7	67.2	88.4

05-01-17	-0.6	69.2	93.8
06-01-17	3.5	68.8	82.6
07-01-17	1.5	70	75.3
08-01-17	-4.5	61.3	85.8
09-01-17	-7.1	63.1	73.1
10-01-17	-6.2	86	89.4
11-01-17	-1.4	63.6	81.5
12-01-17	-2.6	49.3	90.2
13-01-17	-6.2	56	72.4
14-01-17	-6	52.6	85.3
15-01-17	-1.5	51.4	84.3
16-01-17	2.2	62.9	92.5
17-01-17	2.2	70.6	93.3
18-01-17	2.3	71.9	91.5
19-01-17	-2.3	84.3	90.8
20-01-17	0	80.3	88
21-01-17	0.3	70.8	74.2
22-01-17	-5	70.1	64.7
23-01-17	-5.8	67.3	66.6
24-01-17	-4.6	69.2	83.9
25-01-17	-1.2	55	93.7
26-01-17	-1.5	55.6	84.8
27-01-17	-6.2	55.4	62.8
28-01-17	-7	57	62.1
29-01-17	-8.9	62.2	65.8
30-01-17	-8.7	40	73.8
31-01-17	-10.3	34.1	62.5
01-02-17	-11.9	37	51.3
02-02-17	-9.7	38.3	67.1
03-02-17	-7.2	59.4	71.9
04-02-17	-0.1	60	74.8
05-02-17	1.3	50.5	92.8
06-02-17	3.2	63.4	91.1
07-02-17	2.3	76.5	87
08-02-17	2.8	68	84.1
09-02-17	2.9	58.5	78.3
10-02-17	0.9	45.7	83.3
11-02-17	-0.3	45.3	81.8
12-02-17	0.7	42.6	72.2
13-02-17	-4.1	54.3	53.2
14-02-17	-3.9	71.9	55.3
15-02-17	-6	74.4	57.9
16-02-17	-2.5	59.3	56.1
17-02-17	-4.8	48.6	60.7
18-02-17	-1.6	49.3	68.5

19-02-17	1.9	49.8	74.1
20-02-17	0.9	69.2	78.6
21-02-17	4	45.4	79.7
22-02-17	4.7	38.5	75.5
23-02-17	3.8	55.7	72
24-02-17	3.7	60.4	71.2
25-02-17	7.4	68	74.9
26-02-17	4.7	59.8	76.4
27-02-17	5.1	63.4	79.8
28-02-17	5.5	66.2	81.7
01-03-17	6.8	66.9	68.9
02-03-17	6.5	65.6	74.9
03-03-17	4.2	62.7	81.6
04-03-17	5	59.3	73.5
05-03-17	5.5	52.7	53.8
06-03-17	5.9	46.5	57.6
07-03-17	6.9	44.4	53.4
08-03-17	5.9	45.8	61.3
09-03-17	8.6	43	74.5
10-03-17	7.1	50.4	79.8
11-03-17	6	62	84.3
12-03-17	4.6	63.3	88.1
13-03-17	4.8	63.2	79.4
14-03-17	2	60.8	70.8
15-03-17	1.9	67.7	70.9
16-03-17	2.8	61.4	68.8
17-03-17	2.5	51.8	68.5
18-03-17	0.6	41.1	62.5
19-03-17	4	43.3	68
20-03-17	7.6	55.8	61.8
21-03-17	8.4	51.5	62.8
22-03-17	8.1	42.8	67.5
23-03-17	8.5	37.2	46.1
24-03-17	9.4	50.3	43
25-03-17	10	49.9	46.1
26-03-17	10.2	56.9	49.9
27-03-17	11.2	85.5	71.2
28-03-17	8.3	93.4	67.9
29-03-17	4.7	75.2	64.2
30-03-17	12	57.6	70.5
31-03-17	8.4	79.2	74.6
01-04-17	8.8	59.8	69.7
02-04-17	9.2	63.1	59
03-04-17	9.6	70.9	58.6
04-04-17	10.8	87.7	46.2

05-04-17	11.4	84.5	50.2
06-04-17	10	75.8	51
07-04-17	8.9	72	72.7
08-04-17	6.2	80.3	69.2
09-04-17	4.6	65.9	56.2
10-04-17	4.9	71.5	50.3
11-04-17	6.8	69.6	51.4
12-04-17	10.4	73.3	51.7
13-04-17	9.1	68.8	73.7
14-04-17	10.9	80.5	74.9
15-04-17	10.7	69.6	60.5
16-04-17	11.8	62.9	58.2
17-04-17	10.6	70.8	75.6
18-04-17	10.1	68.3	85
19-04-17	11	57.7	71.7
20-04-17	12.3	61.9	74.6
21-04-17	10.2	63.8	75.8
22-04-17	10.1	74.9	72.6
23-04-17	5.5	64	66.1
24-04-17	5.3	59.2	57
25-04-17	8.4	59.4	59.1
26-04-17	11	58	59.5
27-04-17	11.7	64.1	52.8
28-04-17	13.6	64.5	54
29-04-17	14.9	62	47.3
30-04-17	15.3	57.1	44.1
01-05-17	14	57	60.2
02-05-17	14.6	54.6	71.6
03-05-17	15.2	50	65.6
04-05-17	15	41.4	65.3
05-05-17	14.6	49.6	68.3
06-05-17	13.3	59	81.8
07-05-17	12.2	49	60.2
08-05-17	14.3	46.9	77.3
09-05-17	15.6	46	72.1
10-05-17	16.6	39.8	58.4
11-05-17	14.6	40.5	54.8
12-05-17	16.1	38.1	55.2
13-05-17	18.1	43.9	49.7
14-05-17	16.35	51	42.5
15-05-17	14.6	43.5	53.4
16-05-17	14.3	38.4	54.6
17-05-17	15.2	43.7	62.6
18-05-17	12.6	39	74.8
19-05-17	11.8	34.5	86

20-05-17	10.9	38.2	74.8
21-05-17	11	38.7	57.2
22-05-17	11.2	27.3	74.2
23-05-17	10.6	30.6	60
24-05-17	11.3	41.7	63.3
25-05-17	14.5	58.3	62.1
26-05-17	13.4	52.5	66.8
27-05-17	13.4	39.6	77.3
28-05-17	13.1	49.7	74.4
29-05-17	14	45.1	69.2
30-05-17	12.5	46.7	78.7
31-05-17	13.3	64.6	75.4
01-06-17	13.6	37.1	74.7
02-06-17	16.4	22.3	67.3
03-06-17	18.2	39.3	71.2
04-06-17	17	30.8	83.6
05-06-17	15.1	37.7	79
06-06-17	15.8	44.8	76.3
07-06-17	19.2	41	70.1
08-06-17	18.9	41.6	74.2
09-06-17	19.1	38.5	70.3
10-06-17	17.7	31.8	54.5
11-06-17	16.9	39.1	60.8
12-06-17	19.3	41.9	63.8
13-06-17	17.4	63.6	67
14-06-17	17.6	74	67.5
15-06-17	18.1	59.4	56
16-06-17	18.2	57.9	62.3
17-06-17	18.5	42.5	67.5
18-06-17	17.2	46.6	80
19-06-17	15.9	30.4	73.2
20-06-17	13	24.7	60.1
21-06-17	16.2	39.8	57.3
22-06-17	17.8	34.6	57.6
23-06-17	19	37.7	55.6
24-06-17	20.4	42.7	58.9
25-06-17	22	54.3	51.4
26-06-17	22.1	56.4	59.1
27-06-17	23.3	65.6	54.65
28-06-17	23.9	53.8	50.2
29-06-17	24.3	46.2	53.2
30-06-17	25.3	72.9	48.8
01-07-17	27	68.6	46
02-07-17	26.8	57.4	41.5
03-07-17	26.2	50.8	42.3

04-07-17	24.3	38.5	50.1
05-07-17	22.5	38.3	55.8
06-07-17	24	38.3	59
07-07-17	22.2	44.1	46.5
08-07-17	21.6	42.6	46
09-07-17	22.2	59	43.5
10-07-17	24.1	69.5	47.6
11-07-17	25.3	51.7	47.2
12-07-17	26.2	40.9	46.2
13-07-17	25.1	34.1	40.4
14-07-17	26	32.9	41.3
15-07-17	25.5	34.7	53.4
16-07-17	23.8	43.9	64.6
17-07-17	24.5	35.1	72
18-07-17	23.7	41.7	61.5
19-07-17	22.8	37.4	48.2
20-07-17	23.6	31.3	55.5
21-07-17	25.9	38.5	65.8
22-07-17	23.7	28.9	60.8
23-07-17	24.8	37.1	48.5
24-07-17	25.1	34.4	45
25-07-17	25.1	29.1	55.3
26-07-17	25.6	29	53.15
27-07-17	25.1	34.2	51
28-07-17	21	32.4	30.5
29-07-17	20	30.3	39.8
30-07-17	23.4	23.8	49.1
31-07-17	24.5	28.8	45.2
01-08-17	26.1	45.2	46.3
02-08-17	26.4	39.6	56.7
03-08-17	22.6	40.2	59.8
04-08-17	21	45.4	72
05-08-17	19.8	33.7	70.2
06-08-17	20.3	46.6	72.85
07-08-17	22.8	52.7	75.5
08-08-17	25.2	61.2	62.5
09-08-17	28.7	87.9	49.7
10-08-17	29	88.4	45.6
11-08-17	27.5	80.4	54
12-08-17	26.5	64.9	59.2
13-08-17	25	64.5	73.1
14-08-17	25.4	55.6	67.5
15-08-17	24.3	50.7	58.2
16-08-17	22.7	65.3	55.3
17-08-17	23.8	66.8	57.4

18-08-17	22.6	78.3	60.4
19-08-17	22.6	74.4	64.1
20-08-17	24.3	59.9	67.4
21-08-17	20.8	61.6	78.8
22-08-17	20.5	60.9	71.3
23-08-17	19.1	59.6	58.4
24-08-17	20.9	57.7	59.2
25-08-17	22.1	55.8	52.6
26-08-17	21.2	53.4	46.3
27-08-17	21.6	48.3	49.9
28-08-17	21.8	50.9	57.8
29-08-17	22.6	55.3	56.5
30-08-17	21.2	52.5	69.1
31-08-17	22.61666667	52.2	66.9
01-09-17	24.03333333	55.5	63
02-09-17	25.45	50.9	56.1
03-09-17	26.86666667	91.8	48.1
04-09-17	28.28333333	73.4	50.8
05-09-17	29.7	71.4	51
06-09-17	19	70.6	53.9
07-09-17	16.7	66.6	50.8
08-09-17	18.2	58.5	34.3
09-09-17	19.9	60.2	33.53333333
10-09-17	21.6	67.7	32.76666667
11-09-17	22.9	66.1	32
12-09-17	22.7	69.9	45.4
13-09-17	22.4	76	49.5
14-09-17	22.3	87.1	63.9
15-09-17	21.3	84.7	49.5
16-09-17	23.5	79.1	47.2
17-09-17	24.6	67.1	53.8
18-09-17	24	71	58.3
19-09-17	22.3	65.3	74.4
20-09-17	21.9	69.7	56.7
21-09-17	22.2	73.9	51.1
22-09-17	18.5	71.7	44.7
23-09-17	15	75.4	43.6
24-09-17	16	88.8	54.1
25-09-17	18.5	79.5	56.1
26-09-17	19.7	81.1	56.6
27-09-17	17.3	78.8	69
28-09-17	18.9	71.3	69.6
29-09-17	17	77.6	65.8
30-09-17	13.9	70.4	72.7
01-10-17	14.2	65.6	81.4

02-10-17	12.1	70.2	67
03-10-17	12.9	78.1	55.8
04-10-17	11.2	85.6	66.6
05-10-17	11.9	86.5	49.7
06-10-17	11.7	78.6	51.7
07-10-17	13.7	70.7	76.8
08-10-17	14.6	70.1	88.1
09-10-17	11.7	79.4	82.6
10-10-17	10.4	85	72.6
11-10-17	10.5	84.8	61.3
12-10-17	11.4	85.4	66.4
13-10-17	11.4	84.4	61.3
14-10-17	10.6	71	58.2
15-10-17	11.5	64.5	60
16-10-17	12.5	58.6	57.7
17-10-17	14.1	86.8	56.3
18-10-17	11.8	80.2	54.3
19-10-17	12.2	60	62.5
20-10-17	12	68.4	61.5
21-10-17	12.7	85.3	59.8
22-10-17	11.5	86.4	60.6
23-10-17	11.9	89.7	59.4
24-10-17	12.4	88.5	75.4
25-10-17	11.8	79.3	93.4
26-10-17	10.1	65.5	86.32
27-10-17	12.7	64.4	79.24
28-10-17	11.4	67.3	72.16
29-10-17	11.1	76.9	65.08
30-10-17	9.6	88.3	58
31-10-17	7.8	77.2	60.1
01-11-17	3.6	70.4	56.9
02-11-17	4.1	84	69.6
03-11-17	4.6	73.3	73.9
04-11-17	6.9	84	76.6
05-11-17	6.6	93.7	78.9
06-11-17	6.5	94.2	75.6
07-11-17	6	66.5	82.6
08-11-17	6.2	75	78.4
09-11-17	8.3	84.8	77.1
10-11-17	6.9	78.8	77
11-11-17	5.8	82.6	79.5
12-11-17	6.6	73.2	83.8
13-11-17	8.6	90.1	74.3
14-11-17	9.5	80	85.1
15-11-17	7.3	81.2	90.2

16-11-17	7.8	84.5	87.6
17-11-17	6.8	82.6	81.7
18-11-17	7.5	79.4	79.8
19-11-17	5.7	78.3	86.3
20-11-17	8	79.5	86.2
21-11-17	1.9	79.1	69.9
22-11-17	-1.7	86.2	56.7
23-11-17	3.1	87	68
24-11-17	5.2	69.3	75
25-11-17	3.3	85.3	84.2
26-11-17	4.1	85.7	90
27-11-17	7.3	67.9	90.4
28-11-17	7.2	49.3	85.6
29-11-17	3.9	70.3	78.6
30-11-17	2.5	65.1	80.8
01-12-17	6.4	82.7	78.2
02-12-17	6.2	79.4	77
03-12-17	5.3	70.6	86.3
04-12-17	5.9	65.6	67.3
05-12-17	4.8	62.5	64
06-12-17	0.2	64.3	64.8
07-12-17	-2.2	73.3	59.1
08-12-17	-3.3	69.6	75.5
09-12-17	1.1	71	79.9
10-12-17	5.7	73.5	89.7
11-12-17	7.2	73.6	80.1
12-12-17	3.6	71.3	88.5
13-12-17	3.1	81.1	86.8
14-12-17	1.5	76.4	89.9
15-12-17	3	62.8	82.1
16-12-17	7.5	76.2	86
17-12-17	9	76.8	88.6
18-12-17	8.7	77.2	89.3
19-12-17	6.2	67.6	85.3
20-12-17	4.9	89.5	85.1
21-12-17	5.6	49.6	87.4
22-12-17	7.8	56.3	73.4
23-12-17	6.8	60	84.3
24-12-17	-1.2	76.3	78.9
25-12-17	-2.7	64	67.6
26-12-17	-4	80.9	85.2
27-12-17	-2.6	70	90.7
28-12-17	-0.2	58	91
29-12-17	5.6	68.3	88.4
30-12-17	4.7	84.8	93.1

APPENDIX 2

DATE	TEMPERATURE °C	TEMPERATURE °C2	TEMPERATURE °C
Station	(YALVAÇ STATION)	(SENIRKENT STATION)	(EĞİRDIR STATION)
01-01-10	4.7	5.3	7.5
02-01-10	9.1	12.2	10.6
03-01-10	4.2	8.1	7.1
04-01-10	2.9	4.4	5.2
05-01-10	-0.8	0.1	1.7
06-01-10	1.1	2.4	3.6
07-01-10	6.6	6.8	9.4
08-01-10	5.8	5.7	6.1
09-01-10	5.3	5.3	5.8
10-01-10	5.1	7	10.1
11-01-10	6	8.1	8.4
12-01-10	2.2	3.7	4.1
13-01-10	4.1	4.3	5.5
14-01-10	4.4	5	5.4
15-01-10	5.1	5.8	6.6
16-01-10	5.9	6.2	6.7
17-01-10	6.5	7	7
18-01-10	5.5	5.5	5.7
19-01-10	2.6	4.3	5.6
20-01-10	2.1	2.3	3
21-01-10	0.1	2.1	2
22-01-10	-1.1	2.3	1.3
23-01-10	2.1	3.4	3.6
24-01-10	-0.7	0.2	1.1
25-01-10	-4.2	-3.1	-1.7
26-01-10	-6.9	-5.5	-3.5
27-01-10	-5	-4.8	-4.6
28-01-10	0	1.4	1.6
29-01-10	3.1	5.8	4.2
30-01-10	5.1	8.9	6.7
31-01-10	4.4	6.8	6.4
01-02-10	6.1	8.6	7.2
02-02-10	5.3	8.8	6.5
03-02-10	-1.2	0	0.8
04-02-10	-5	-3.6	-2.3
05-02-10	-3.4	-1.9	-1.4
06-02-10	-3.3	-2.1	-1.2
07-02-10	0.3	3.2	1.9
08-02-10	1.8	4	0.9
09-02-10	1.7	2.3	2.3
10-02-10	2.1	3.6	2.9

11-02-10	5.9	9.3	6.3
12-02-10	6.4	9.6	7.2
13-02-10	7.7	10.3	8.3
14-02-10	9.4	11.9	10
15-02-10	10.7	13.6	10.6
16-02-10	8.9	10.5	10.3
17-02-10	7.3	8.7	10.3
18-02-10	9.2	10.5	10.2
19-02-10	9.1	12.1	10.5
20-02-10	8	10.3	10.4
21-02-10	8.6	11	9.6
22-02-10	4.2	6.6	5.9
23-02-10	5.4	8.1	7.4
24-02-10	6.9	9.1	7.5
25-02-10	6.7	8.1	7
26-02-10	5.8	7.5	7.2
27-02-10	6.3	7	7
28-02-10	5.4	5.9	5.3
01-03-10	4.1	6	6.4
02-03-10	7.9	9.7	9.8
03-03-10	6.6	9.1	8.4
04-03-10	3.2	4.8	6.1
05-03-10	8.6	11.3	9
06-03-10	8.9	11.5	10
07-03-10	7.2	9.2	8.9
08-03-10	10.1	12.2	11
09-03-10	13.2	15.3	12.8
10-03-10	8.7	10.3	9.1
11-03-10	10.4	12.3	13.2
12-03-10	11.8	13.3	13.7
13-03-10	8.9	10.7	9.7
14-03-10	7.2	9.3	9.3
15-03-10	6.3	7.7	8.7
16-03-10	3.2	4.7	5.3
17-03-10	2.5	3.9	4.3
18-03-10	2.5	3.5	4.2
19-03-10	2.5	4.8	6.1
20-03-10	4	5.8	5.5
21-03-10	5.7	7.8	5.9
22-03-10	7.5	10.1	8.6
23-03-10	10	11.8	9.3
24-03-10	11.6	12.2	11.5
25-03-10	9	10.7	9.8
26-03-10	11.3	11.1	12.2
27-03-10	11.7	12.4	11.9

28-03-10	9.5	11.4	10.5
29-03-10	6	7.9	7.4
30-03-10	5.6	8	7.8
31-03-10	5.7	7.6	7.7
01-04-10	10.1	12.4	10.6
02-04-10	9.3	11.6	10.3
03-04-10	11.2	13.3	11.8
04-04-10	9.9	11.6	12.4
05-04-10	10.4	12.4	11.2
06-04-10	9.9	12.1	12.7
07-04-10	5.9	8.1	8.1
08-04-10	5.3	7.2	7.6
09-04-10	4.8	7.2	8.2
10-04-10	6	8	7.8
11-04-10	5.1	7.2	7.1
12-04-10	6.8	7.4	8.2
13-04-10	7.3	9	7.7
14-04-10	8.6	10.2	10.4
15-04-10	11.1	12.6	10.9
16-04-10	12.1	14.2	12.7
17-04-10	13.7	16	14.3
18-04-10	14	15.8	14
19-04-10	15.4	16.2	15.1
20-04-10	13.1	15.4	14.5
21-04-10	10	11.7	10.8
22-04-10	7.5	10.4	10.6
23-04-10	9.6	11.5	12.4
24-04-10	11.8	13.6	12.1
25-04-10	14.7	16.4	15
26-04-10	15.2	15.8	14.2
27-04-10	11	12.6	12.6
28-04-10	12.1	13.8	12.7
29-04-10	12.1	13.6	12.3
30-04-10	10.8	13.2	13.5
01-05-10	11.1	12.6	12
02-05-10	11.5	14.3	13.5
03-05-10	13.4	16.7	15.2
04-05-10	14.4	17.3	15.8
05-05-10	14.9	18.3	16.5
06-05-10	14.3	17.8	16.3
07-05-10	16.7	19.2	18.4
08-05-10	16.1	19.4	17.5
09-05-10	14.4	17.8	16.8
10-05-10	14.2	16.2	15.6
11-05-10	15.8	18	18.4

12-05-10	16.9	19	16.7
13-05-10	17.4	20.1	18.3
14-05-10	20.3	22	21.1
15-05-10	17.3	20.9	19.4
16-05-10	20.5	23	21.8
17-05-10	16.4	18.3	18.1
18-05-10	14.3	15.5	14.3
19-05-10	12	13.4	12.9
20-05-10	13.5	14.6	14.9
21-05-10	11.3	13.8	12.6
22-05-10	9.5	11	10.8
23-05-10	10.2	12.2	12.2
24-05-10	13.3	15.1	14.1
25-05-10	14.2	15.7	15.5
26-05-10	15	17.1	15.8
27-05-10	17.2	18.4	17.2
28-05-10	17.9	19.7	18.2
29-05-10	18.6	22	19.4
30-05-10	20.5	21.7	19.6
31-05-10	18.4	21.2	19.7
01-06-10	17.4	18.8	17.9
02-06-10	17.5	19.1	18.7
03-06-10	18.6	19.6	18.5
04-06-10	19.1	20.1	19
05-06-10	19	21.4	19.5
06-06-10	17.9	18.5	19.5
07-06-10	14.9	16.2	15.1
08-06-10	16.3	18.4	17.4
09-06-10	15.3	16.6	16.3
10-06-10	15.6	15.9	16
11-06-10	16.7	18	17.3
12-06-10	18	19.2	18.5
13-06-10	19.8	21.3	20.6
14-06-10	19.4	21.2	20.3
15-06-10	20.7	23.1	22.3
16-06-10	22.6	25.6	25.5
17-06-10	22.6	24.9	25.2
18-06-10	23	25	24.5
19-06-10	21.9	23.6	22.2
20-06-10	19.6	22.3	21.9
21-06-10	20.1	22.5	22.5
22-06-10	20.2	22.8	21.6
23-06-10	17	18.1	17.6
24-06-10	14.6	17.1	17.5
25-06-10	14.1	15.5	15.2

26-06-10	16.1	17.7	15.8
27-06-10	18.2	19.9	16.9
28-06-10	15.6	16.7	16.1
29-06-10	16.3	17.3	17.2
30-06-10	18	19.5	19.3
01-07-10	19.4	20.8	20.4
02-07-10	20.6	23.6	21.6
03-07-10	22.8	24.5	22.5
04-07-10	24	24.1	23.8
05-07-10	24.4	25.3	24.3
06-07-10	24.3	25.3	24
07-07-10	23.3	25.8	23.8
08-07-10	23.8	25	23.6
09-07-10	22.3	23.6	23.1
10-07-10	22.3	23.2	22.1
11-07-10	24	25.2	23.3
12-07-10	24.5	25.1	24.4
13-07-10	24.6	27.2	24.9
14-07-10	24.5	26.7	26.2
15-07-10	24	26.2	26
16-07-10	23.6	25.6	24.7
17-07-10	23.4	24.6	22.5
18-07-10	23.4	25	23.6
19-07-10	29.8	24	23.5
20-07-10	24.8	24.1	23.4
21-07-10	23.9	24.5	22.1
22-07-10	24.1	26.1	25.6
23-07-10	24.3	26.8	25.7
24-07-10	24.3	25.2	25.5
25-07-10	23.9	24.7	23.3
26-07-10	23.5	25.1	24.1
27-07-10	23.4	24.2	23.1
28-07-10	25.5	25.7	24.8
29-07-10	27.8	26.3	26.6
30-07-10	26.7	29.8	26.5
31-07-10	25.1	29.2	27.8
01-08-10	25	30.2	26.5
02-08-10	25.2	30.5	27.5
03-08-10	23	29.2	27.2
04-08-10	23.8	29.2	26.4
05-08-10	24.7	28.3	26.5
06-08-10	24.5	26.3	25.1
07-08-10	24.1	27	24.9
08-08-10	25.3	29.4	25.6
09-08-10	25.3	28.2	26.1

10-08-10	31.4	27.9	27.4
11-08-10	23.4	28.2	26.5
12-08-10	27.6	28.1	25.4
13-08-10	20	29.2	26.2
14-08-10	21.8	29.3	25.7
15-08-10	23	28.9	26.3
16-08-10	24.1	28.9	27.4
17-08-10	26	27.9	25.2
18-08-10	24.6	29.5	26.2
19-08-10	22.1	28.6	26.3
20-08-10	28.8	28.4	26.6
21-08-10	25.5	26.9	27.2
22-08-10	24	25.6	25.7
23-08-10	22.5	25.3	24.8
24-08-10	22.6	25	23.1
25-08-10	24.6	24.9	23.1
26-08-10	22.7	25.9	26
27-08-10	24.3	25.9	25.8
28-08-10	22.9	25	22.8
29-08-10	23.5	25.7	24.1
30-08-10	23.8	25.7	23.5
31-08-10	23	25.2	23.3
01-09-10	21.6	21.6	21.4
02-09-10	17.6	19.3	19
03-09-10	19	19.7	18.5
04-09-10	19.7	21.6	20.3
05-09-10	14.1	18.9	19
06-09-10	14.66	19.07	19.9
07-09-10	15.22	19.24	20.7
08-09-10	15.78	19.41	21.5
09-09-10	16.34	19.58	21.9
10-09-10	16.9	19.75	20.5
11-09-10	17.46	19.92	19.7
12-09-10	18.02	20.09	20.6
13-09-10	18.58	20.26	20.2
14-09-10	19.14	20.43	18.9
15-09-10	19.7	20.6	19
16-09-10	20.1	21	20.2
17-09-10	18.5	19.6	18.3
18-09-10	18.5	19.2	17.8
19-09-10	20.5	20.8	18.7
20-09-10	19.7	21	20.8
21-09-10	19.4	20.7	19.7
22-09-10	20.8	21.5	19.7
23-09-10	20.8	21.1	19.7

24-09-10	20.3	20.3	19.7
25-09-10	17.5	19.3	19
26-09-10	19.2	21.3	20
27-09-10	19.8	21.5	20.7
28-09-10	18.7	21	20.1
29-09-10	18	20.1	19.5
30-09-10	19.3	23.3	20.7
01-10-10	17	17.9	17.8
02-10-10	14	15.3	15.8
03-10-10	11.7	13.9	15.8
04-10-10	10.4	12.4	14.3
05-10-10	10.7	13	14.8
06-10-10	12	14.2	14.5
07-10-10	12.1	14.5	13.7
08-10-10	8.5	9.3	10.7
09-10-10	7	8.1	9.5
10-10-10	5.8	7.4	7.7
11-10-10	8.1	10.9	10.9
12-10-10	10.3	12.2	12.6
13-10-10	14.4	15.4	15.9
14-10-10	16.2	18.3	17
15-10-10	15.3	19	16.3
16-10-10	13.4	15.4	14.3
17-10-10	13.6	13.9	14.6
18-10-10	11.5	12.9	13.1
19-10-10	13	16.7	14.6
20-10-10	12.9	15.1	13.6
21-10-10	13.5	14.9	14.5
22-10-10	12.5	13.8	13.2
23-10-10	11.4	12.8	13.1
24-10-10	10.5	11.7	11
25-10-10	9.8	11.2	10.9
26-10-10	10.9	12.4	13.4
27-10-10	10.7	12.5	12.8
28-10-10	11.8	13	13.4
29-10-10	8.5	9.9	9.7
30-10-10	7.4	8.8	9.9
31-10-10	8.7	7.3	7.8
01-11-10	7	7.6	7.3
02-11-10	7.1	7.7	6.9
03-11-10	7.5	7.7	6.6
04-11-10	7.6	8.4	7
05-11-10	10.7	9.5	9.4
06-11-10	8.6	9.2	8.2
07-11-10	7.7	8.6	8.9

08-11-10	7.1	8.7	9.9
09-11-10	8.9	9.7	12
10-11-10	9.7	14.9	13.7
11-11-10	8.8	10.4	11
12-11-10	7.7	8.8	8.7
13-11-10	7.8	12.2	12.2
14-11-10	8.56	14.4	12
15-11-10	9.32	12	11.1
16-11-10	10.08	13.6	12.9
17-11-10	10.84	13.6	12.1
18-11-10	11.6	15	13.1
19-11-10	8.4	9.6	8.7
20-11-10	6.9	8.1	7.2
21-11-10	6.4	8.4	7.7
22-11-10	5	7	6.6
23-11-10	7.1	9	9.1
24-11-10	12.2	14.4	12.2
25-11-10	10.8	13.8	11.7
26-11-10	10.7	13.3	11.3
27-11-10	12	15.2	13.1
28-11-10	9.9	13	13.5
29-11-10	9.1	10.5	10.6
30-11-10	11.4	14.6	13.4
01-12-10	9.3	10.8	12.1
02-12-10	9.7	11.3	10.9
03-12-10	11.6	11.9	10.8
04-12-10	9	10.9	11.7
05-12-10	7.7	13.7	11.9
06-12-10	4.6	6.5	7.3
07-12-10	4.4	5.4	4.8
08-12-10	3.6	4.8	5.5
09-12-10	4.5	5.7	7.2
10-12-10	8.2	10.5	10.1
11-12-10	0.8	1.5	3.2
12-12-10	-1.4	-1.1	0.4
13-12-10	-1.1	-2.8	0.2
14-12-10	2.7	4.4	4.4
15-12-10	5.4	6	6.6
16-12-10	4.6	6.9	6.6
17-12-10	5.3	7.3	6.5
18-12-10	3.4	5.1	4.6
19-12-10	3.6	5.4	5.3
20-12-10	7.1	8.2	8.6
21-12-10	4.6	6.2	6.6
22-12-10	3.1	4.2	4.2

23-12-10	2.2	2.4	3.7
24-12-10	1	0.3	2.6
25-12-10	1.9	2.1	5.1
26-12-10	7.7	11.2	10.8
27-12-10	6.2	10.1	11.1
28-12-10	6.8	9.9	9
29-12-10	4.7	8.3	8.5
30-12-10	4.5	6.7	6.4
31-12-10	3.1	3.8	5.1
01-01-11	-0.7	-0.4	1
02-01-11	-1.1	-1.3	0.6
03-01-11	3	4.5	5.7
04-01-11	4.7	5.9	5.9
05-01-11	4.7	4.8	5
06-01-11	3.7	3.9	5.2
07-01-11	1.7	2.3	3.4
08-01-11	1.2	2.2	3.4
09-01-11	-1.6	0.1	1.9
10-01-11	2.1	3.2	2.3
11-01-11	1.7	1.7	1.8
12-01-11	0.2	1.7	1.3
13-01-11	4.9	4.9	5.2
14-01-11	4.2	5.3	6.7
15-01-11	0	2.6	5.2
16-01-11	1.1	2.4	3.1
17-01-11	2.8	4.8	4.7
18-01-11	2.2	3.9	2.7
19-01-11	0.5	1.6	1.6
20-01-11	0.1	1.2	1.8
21-01-11	1.7	2.9	5.1
22-01-11	3.8	6.8	6.1
23-01-11	5.2	6.8	6.2
24-01-11	5.4	7.9	6.5
25-01-11	2.6	4.8	5.1
26-01-11	0.9	2.5	2.6
27-01-11	0.1	0.8	0.6
28-01-11	-3.6	-2.5	-1.7
29-01-11	0.2	0.6	1.9
30-01-11	-0.8	0.4	1.4
31-01-11	-2.3	-0.8	0.5
01-02-11	-5.5	-3.7	-1.4
02-02-11	-5	-5	-1.1
03-02-11	-2.7	-4.2	-2.3
04-02-11	2	1	1.4
05-02-11	1.7	1.9	2.5

06-02-11	-1.2	-0.6	0.7
07-02-11	0.5	1.5	2
08-02-11	3.1	4.9	4.8
09-02-11	1.4	2.5	1.6
10-02-11	-0.2	2.8	3.3
11-02-11	0.1	1	2
12-02-11	-0.5	1.3	1
13-02-11	4.4	5.6	4.7
14-02-11	2.8	3.9	3.9
15-02-11	4.5	5.5	5.7
16-02-11	4.2	4.8	5.4
17-02-11	1.8	4	3
18-02-11	3.5	5.3	4.2
19-02-11	4	6.2	5.5
20-02-11	2.9	4.4	4.9
21-02-11	2.8	5.2	5
22-02-11	1.8	3.4	4.8
23-02-11	5.3	7.2	6.7
24-02-11	4.7	6.1	5.4
25-02-11	5.2	7	5.9
26-02-11	4.3	5.8	5.6
27-02-11	5.4	6.7	6.1
28-02-11	5.8	7.9	6.4
01-03-11	4.3	6.8	4.9
02-03-11	5.5	6.3	5.9
03-03-11	6.7	8.3	6.1
04-03-11	6.6	8.5	7.7
05-03-11	5.5	7.3	7.7
06-03-11	5.9	9	8.3
07-03-11	3.6	5.3	5.4
08-03-11	-1	-0.7	1.1
09-03-11	-2.8	-2.8	-1.7
10-03-11	-3.3	-2	-1.2
11-03-11	-2.9	-2.3	-1.8
12-03-11	0	-1.2	-0.2
13-03-11	2	2.4	4
14-03-11	4.9	4.4	3.5
15-03-11	6	6.5	5.4
16-03-11	7.8	9.2	8.6
17-03-11	9.7	11.9	10.3
18-03-11	8.6	10.4	9.8
19-03-11	9.3	10.8	10.2
20-03-11	7	8.3	7.7
21-03-11	5.5	6.9	6.3
22-03-11	4.2	4.8	6.4

23-03-11	3	5.3	6.1
24-03-11	2.7	5.4	5.1
25-03-11	5.1	7.5	7.6
26-03-11	5.2	7.6	6.8
27-03-11	7.7	9.6	9.2
28-03-11	7.9	10	9
29-03-11	7.3	9.2	9.4
30-03-11	9.4	10.9	11
31-03-11	9.6	10.9	10
01-04-11	11.1	12.9	11.7
02-04-11	10.4	12.2	10.8
03-04-11	7.2	8.8	7.3
04-04-11	7.3	9	8.5
05-04-11	8.1	9.6	9.8
06-04-11	9.2	10.2	9.4
07-04-11	9.3	11.3	11.1
08-04-11	8	10.9	10.3
09-04-11	11.5	14	11.5
10-04-11	10.3	13.1	11.9
11-04-11	4	6.5	7.8
12-04-11	2	4	4.7
13-04-11	7.3	10.6	8.5
14-04-11	8	10.4	8
15-04-11	9.7	11	10.5
16-04-11	10.5	12	12.4
17-04-11	10.7	11.8	12
18-04-11	10.9	13	12.4
19-04-11	8.4	10.6	9.6
20-04-11	7.2	7.7	7.4
21-04-11	6.7	7.7	8.9
22-04-11	8.8	10.1	10.7
23-04-11	9.7	11.4	10.1
24-04-11	9.5	12	10.6
25-04-11	8.5	10.6	11.1
26-04-11	10.2	12.8	11
27-04-11	9.6	12	11.6
28-04-11	9	11.1	11.7
29-04-11	10.7	12.7	12.5
30-04-11	10.7	12.8	12.9
01-05-11	10.9	12.2	11.7
02-05-11	12.8	15.7	14.6
03-05-11	13.4	16.5	15
04-05-11	14	16	14.6
05-05-11	11.3	13.7	12.9
06-05-11	9.3	10.4	11.7

07-05-11	8.2	9.9	10.9
08-05-11	8.7	11.1	10.8
09-05-11	11.3	12.8	11.5
10-05-11	12.4	13.9	12.7
11-05-11	11.8	13.5	13.1
12-05-11	9.7	10.9	9.8
13-05-11	9	10.2	9.8
14-05-11	10.4	12.2	12.4
15-05-11	11.9	14.4	14.1
16-05-11	12.3	14.8	13.5
17-05-11	13.2	16	15.7
18-05-11	11.7	13.7	13.5
19-05-11	13	14.2	14.6
20-05-11	10.9	12.5	12.4
21-05-11	13.4	16.4	15.4
22-05-11	12.8	16.8	16.9
23-05-11	14.4	16.7	17.2
24-05-11	15.4	18.2	17.3
25-05-11	15.3	18.1	16.9
26-05-11	15.9	17.2	17.4
27-05-11	16.3	17.9	17.8
28-05-11	14	15.6	14.7
29-05-11	14.1	14.2	14.5
30-05-11	15.7	15.3	15.9
31-05-11	15.6	16.1	16.6
01-06-11	16.3	17.4	16.9
02-06-11	16.2	18.8	17.8
03-06-11	18	19.7	18.3
04-06-11	18.2	19.7	17.8
05-06-11	16.6	18.7	18.1
06-06-11	18.1	20	19.2
07-06-11	18.1	20.5	19.1
08-06-11	19	22.1	20.8
09-06-11	19.7	23.4	21.4
10-06-11	19.5	22	21
11-06-11	13.9	16.9	16.9
12-06-11	15.7	18.6	17.7
13-06-11	14.4	15.9	16.7
14-06-11	15.3	18	18.6
15-06-11	15.8	17	17.3
16-06-11	17.3	17.7	18.2
17-06-11	15.7	17	18.1
18-06-11	16.2	17.4	18.3
19-06-11	16.8	18.6	19.4
20-06-11	19	21.2	20.5

21-06-11	20	22.7	21.9
22-06-11	21.6	23.1	23.9
23-06-11	20	22.9	22.1
24-06-11	20.7	23.8	21.9
25-06-11	20.4	22.7	21.4
26-06-11	17.7	21	20.8
27-06-11	14.7	16.5	17.1
28-06-11	15	16.6	17.5
29-06-11	15.8	18.8	17.7
30-06-11	17.1	20.3	18.2
01-07-11	17.6	21	19.5
02-07-11	19.5	22.4	21.4
03-07-11	20.4	22.6	21.5
04-07-11	21.8	24.4	22.5
05-07-11	20.8	23.6	22.8
06-07-11	21	22.7	22
07-07-11	20.4	24.2	21.7
08-07-11	24.2	25.1	23.4
09-07-11	25.5	26.4	24.4
10-07-11	25.9	26.4	26.4
11-07-11	23.1	26	25.7
12-07-11	22.6	25.1	25.1
13-07-11	23.2	25.2	24.9
14-07-11	23.6	25.1	23.5
15-07-11	24.5	26.1	24
16-07-11	21.8	24.8	25.1
17-07-11	23.8	25.7	25.6
18-07-11	23.1	25.4	23.9
19-07-11	25	27.2	26.5
20-07-11	24.8	25.8	25.8
21-07-11	23.9	27.4	25.3
22-07-11	24.1	25.8	23.9
23-07-11	24.3	25.6	25.1
24-07-11	24.3	25.4	24.5
25-07-11	23.9	25.9	24
26-07-11	23.5	25	23.7
27-07-11	23.4	27.5	24.6
28-07-11	25.5	26.7	26.1
29-07-11	27.8	27.3	25.4
30-07-11	26.7	28.3	26.1
31-07-11	25.1	27.4	25.7
01-08-11	25	27.2	25.8
02-08-11	25.2	26.4	25.5
03-08-11	23	24.5	24.9
04-08-11	23.8	24.8	25.3

05-08-11	24.7	25.3	23.5
06-08-11	24.5	25.4	23.9
07-08-11	24.1	25.8	25.3
08-08-11	25.3	26.6	25.2
09-08-11	25.3	25.5	24.7
10-08-11	25.7	25.9	24.4
11-08-11	23.4	25	25.1
12-08-11	19	19.5	20.8
13-08-11	20	21.3	21.8
14-08-11	21.8	22.3	21.9
15-08-11	23	23.4	22.4
16-08-11	24.1	24.6	23.6
17-08-11	26	25.8	24.5
18-08-11	24.6	24.6	23
19-08-11	22.1	22.9	23.9
20-08-11	21.8	22.9	23.9
21-08-11	23.1	24.4	23.3
22-08-11	22.3	24.3	23.2
23-08-11	23.1	23.9	23.2
24-08-11	23	23.2	22.6
25-08-11	21.5	24.3	24
26-08-11	21	24.5	22.9
27-08-11	21.8	23.6	21.7
28-08-11	21.6	23.1	22
29-08-11	21.9	22.9	21.3
30-08-11	20.6	22.7	21.5
31-08-11	19	20.3	19.9
01-09-11	19.6	20.9	19.8
02-09-11	21	21.7	23.1
03-09-11	20.6	22.2	23.3
04-09-11	21.7	22.3	23.1
05-09-11	21.3	21.2	23.2
06-09-11	21	21.3	20.6
07-09-11	21.2	21.6	19.9
08-09-11	20.7	21.2	20.7
09-09-11	21.4	23.4	21.5
10-09-11	22.3	23.1	21.9
11-09-11	21	22	20.5
12-09-11	21.1	22	19.7
13-09-11	21	22	20.6
14-09-11	20.6	20.6	20.2
15-09-11	19.9	20.4	18.9
16-09-11	21.3	21.9	19.7
17-09-11	21.2	22.3	20.2
18-09-11	21.7	20.7	19.3

19-09-11	19.3	20.2	20.6
20-09-11	17.7	20.5	19.8
21-09-11	18.5	19.7	19.1
22-09-11	16.3	17.7	16.9
23-09-11	15.4	16.1	16.3
24-09-11	15.9	18.4	19.4
25-09-11	16.8	16.5	16.8
26-09-11	16.6	17.3	16.4
27-09-11	16.1	16.8	16.7
28-09-11	15.5	17.1	16
29-09-11	16.2	17	16.4
30-09-11	13.3	15.1	16.7
01-10-11	12.6	14.1	15.2
02-10-11	10.5	11.8	11.5
03-10-11	12.3	13.9	13.3
04-10-11	13.4	14.3	13.2
05-10-11	13.6	14.1	13.5
06-10-11	14.4	14.6	14.6
07-10-11	14.8	15.5	15.9
08-10-11	15.7	17	17.1
09-10-11	14.5	17.5	15.5
10-10-11	14.9	18.3	15.1
11-10-11	14.8	15.6	14.1
12-10-11	11.7	12.9	12.4
13-10-11	12.1	12.7	12
14-10-11	11.8	12.6	11.8
15-10-11	12.4	12.4	12.2
16-10-11	11.5	13	14
17-10-11	10.3	10.5	11.8
18-10-11	6.1	5.5	8.2
19-10-11	5	5.7	7.6
20-10-11	6.1	6.2	8.4
21-10-11	8.1	7.7	7.6
22-10-11	8.5	8.4	7.9
23-10-11	8	8.4	8.4
24-10-11	10	10.4	10
25-10-11	11.2	11.3	11.4
26-10-11	8.8	9.5	11.3
27-10-11	8.1	9.5	9.7
28-10-11	5.7	8.3	8.6
29-10-11	6.1	7.9	8.2
30-10-11	4.6	6.3	5.9
31-10-11	5.4	5.3	4.9
01-11-11	4.5	3.9	4.8
02-11-11	4.6	4.8	5.5

03-11-11	5.7	6.7	8.4
04-11-11	5.2	6.3	7.7
05-11-11	6.8	4.9	9.4
06-11-11	6.4	5.5	8.1
07-11-11	6.3	6.5	6.2
08-11-11	6.3	5.7	9.6
09-11-11	5.1	6.1	5.2
10-11-11	5.4	9.6	7.6
11-11-11	7.2	8	9.1
12-11-11	2.8	3.8	6.1
13-11-11	1.1	2.3	4.5
14-11-11	1.1	2.9	4.3
15-11-11	1.8	2.8	4.9
16-11-11	3.4	3.6	5.1
17-11-11	2	3.9	5.6
18-11-11	3.5	4.8	5.4
19-11-11	3.1	4.8	3.8
20-11-11	2.4	2.7	4.7
21-11-11	2.4	0.7	2.9
22-11-11	0.6	0.6	1.4
23-11-11	1.6	1.8	2.2
24-11-11	1.7	2.8	3.6
25-11-11	0.4	3.7	3.1
26-11-11	-0.5	-0.9	-0.7
27-11-11	-1.5	-0.9	-0.9
28-11-11	-0.5	-1.1	-0.7
29-11-11	0.9	3.1	2.3
30-11-11	0.3	0	0.5
01-12-11	-0.3	-0.6	-0.4
02-12-11	-0.7	-0.2	-0.8
03-12-11	-0.7	-0.9	-1.2
04-12-11	-0.1	-0.7	-0.1
05-12-11	-0.1	0.2	2.1
06-12-11	0.7	1.2	3.2
07-12-11	6	6.5	8
08-12-11	5	6.7	6.8
09-12-11	0.5	2.6	3.4
10-12-11	-2	-1.5	1.5
11-12-11	-1.4	-1.7	-1
12-12-11	0.4	0.3	0.2
13-12-11	1.3	0.8	0.8
14-12-11	3.4	2.3	2.1
15-12-11	2.4	1.8	1.2
16-12-11	1.3	1.4	3.2
17-12-11	2.6	4.9	3.9

18-12-11	8.1	11.6	8.4
19-12-11	8.1	11.4	9.4
20-12-11	5.9	10.9	8.9
21-12-11	6.8	8.2	8.2
22-12-11	5.2	7.2	6
23-12-11	2.8	3.5	3.2
24-12-11	0.6	1.5	2.2
25-12-11	-1.5	-0.9	1.1
26-12-11	-0.4	1	-0.2
27-12-11	-0.4	0.1	0
28-12-11	-2	-3.2	0.7
29-12-11	-4.1	-4.9	-1.5
30-12-11	-3.8	-2.4	-1.2
31-12-11	2	2.8	3.9
01-01-12	1.9	2.6	2.4
02-01-12	2.4	2.8	4.1
03-01-12	1.3	-1.2	-0.4
04-01-12	-0.9	-1.5	-1.1
05-01-12	-1.7	-1.5	-0.9
06-01-12	2.4	3.9	4.7
07-01-12	4.7	7	6.1
08-01-12	2	1.6	2
09-01-12	0.9	1.5	2.6
10-01-12	0.4	0.4	1.2
11-01-12	2.3	1.2	1.9
12-01-12	1.5	1.2	1.5
13-01-12	0.6	-0.2	1.6
14-01-12	-1.7	-1.4	0.7
15-01-12	2.9	4.8	4.5
16-01-12	-2.7	-0.8	1.3
17-01-12	-9.1	-5.6	-3.2
18-01-12	-11.2	-8.7	-5.7
19-01-12	-11.7	-8	-4.8
20-01-12	-10.4	-7.7	-5.3
21-01-12	-0.4	0.7	2
22-01-12	-0.8	-0.2	1.1
23-01-12	-9.8	-6.4	-2.8
24-01-12	-7.9	-5.9	-3.5
25-01-12	1	0.4	1.1
26-01-12	1.5	1.8	3.6
27-01-12	-1.5	0.6	0.3
28-01-12	-3.1	-2.2	-0.3
29-01-12	-2.2	-1.2	-1.9
30-01-12	-2.1	-2.4	-0.7
31-01-12	-6.2	-6	-3.3

01-02-12	-8.5	-8.1	-5
02-02-12	-8.5	-9.9	-7.2
03-02-12	-0.4	-1.5	1.9
04-02-12	-0.3	1.7	1.7
05-02-12	-4.1	-3.1	-1.6
06-02-12	-5.2	-4.9	-2.9
07-02-12	1.1	1.3	1.9
08-02-12	1.7	1.3	1.5
09-02-12	0.6	0.4	1.3
10-02-12	-1.9	-1.1	0.4
11-02-12	-7.3	-4.7	-1.5
12-02-12	-5.4	-4.2	-2.6
13-02-12	-3.2	-2.6	-1.3
14-02-12	1	4.7	4.9
15-02-12	2	4.1	4.3
16-02-12	-0.5	1.3	1.1
17-02-12	-2.5	-1.8	-0.5
18-02-12	-7.9	-5.8	-3.8
19-02-12	-12.9	-9	-3.6
20-02-12	-11	-7.6	-4.5
21-02-12	-7	-3.8	-2.3
22-02-12	-2.6	-0.4	0.6
23-02-12	-1.5	2.3	2.9
24-02-12	-1.7	0.6	0.9
25-02-12	-0.2	2.5	3
26-02-12	3.7	4.5	4.4
27-02-12	3.6	7	6.3
28-02-12	1.3	2.9	2.5
29-02-12	-5.6	-5.4	-3.9
01-03-12	-6.7	-5.2	-3.2
02-03-12	-3.1	-2.6	-1.3
03-03-12	-2.7	0.3	1.9
04-03-12	-1.6	-1.2	0.2
05-03-12	-3.9	-2.2	-1
06-03-12	3.1	4.6	4.8
07-03-12	4.1	4.6	5.2
08-03-12	3.2	5.5	4.1
09-03-12	4.1	6.3	5.1
10-03-12	5.1	7.1	7.3
11-03-12	3.8	4.3	4.3
12-03-12	5.6	8.5	7.3
13-03-12	4.1	5.1	4.7
14-03-12	3.6	3.9	4
15-03-12	1.7	3	3.6
16-03-12	-1	0.4	1.3

17-03-12	-1	1.3	1.7
18-03-12	3	3.8	4.1
19-03-12	4.8	5.9	4.7
20-03-12	6.4	7.9	6.7
21-03-12	9	9.9	10.2
22-03-12	7.6	9.6	9.3
23-03-12	7.2	8.7	8.7
24-03-12	7	8.1	7
25-03-12	8.1	8.5	8
26-03-12	7.5	9.2	9.8
27-03-12	6.5	7.2	7.7
28-03-12	0.6	2.9	4.8
29-03-12	2.9	5.1	5.7
30-03-12	4.3	6.8	6.1
31-03-12	6.6	9.7	8.3
01-04-12	9.3	10.6	9
02-04-12	8.3	9.7	9.4
03-04-12	7.8	10.2	9.3
04-04-12	10.9	11.6	11
05-04-12	11.8	12.7	11.9
06-04-12	13.1	13.6	15
07-04-12	12.8	14.8	14.6
08-04-12	13.1	14.9	13.7
09-04-12	10.9	13.3	11.1
10-04-12	6	7.2	6.3
11-04-12	6.6	7.5	7.5
12-04-12	8.7	11	10
13-04-12	11.2	12.6	11.6
14-04-12	11.4	12.7	11.1
15-04-12	11.5	13.3	11
16-04-12	10.4	11.4	10.9
17-04-12	12	13.3	12.7
18-04-12	12.5	14.8	12.5
19-04-12	9.8	11.3	10.6
20-04-12	10.8	12.2	11.9
21-04-12	11	11.7	11.3
22-04-12	10.6	12.5	11.3
23-04-12	11.1	12.9	11.8
24-04-12	13.6	15	13.3
25-04-12	14.5	17	14.9
26-04-12	15.9	17.2	16.4
27-04-12	15.7	16.4	15.9
28-04-12	15.2	15.1	14.6
29-04-12	15	15.6	14.6
30-04-12	15.9	16.5	15

01-05-12	16.2	17.8	16.4
02-05-12	16.4	16.8	16
03-05-12	16.6	17.4	17.3
04-05-12	15	15.3	15.6
05-05-12	14.6	15.9	15.7
06-05-12	15	16.6	15.2
07-05-12	15	16.5	15.9
08-05-12	17.4	18.1	16.4
09-05-12	16.4	17	16.7
10-05-12	14.4	16.3	16.5
11-05-12	13.5	13.3	13.6
12-05-12	12.4	13.3	13.2
13-05-12	12.5	14.1	12.9
14-05-12	13.2	15	13.9
15-05-12	15	16.1	15.6
16-05-12	12.4	16.7	14.1
17-05-12	14.5	14.9	14.7
18-05-12	11.8	13.4	13
19-05-12	9.6	10.5	10.2
20-05-12	10.1	11.5	11.6
21-05-12	12.8	13.5	12.9
22-05-12	14.1	15.1	14.5
23-05-12	15.6	16.6	16.5
24-05-12	14.7	15.1	15.2
25-05-12	11.7	13.1	13.3
26-05-12	14.3	15.5	14.9
27-05-12	16.3	15.9	16.3
28-05-12	15.3	15.1	16.1
29-05-12	15.4	16.6	16
30-05-12	15.5	16.2	15.8
31-05-12	11.9	13.2	13.4
01-06-12	13.5	15.3	14.3
02-06-12	16.2	17.3	16.4
03-06-12	18.2	18.5	18.7
04-06-12	17.1	18.4	18.5
05-06-12	17.8	18.9	18.5
06-06-12	18.5	19.4	18.8
07-06-12	17.6	19.6	18.4
08-06-12	16.5	18.9	19.6
09-06-12	18.6	20.4	20.1
10-06-12	20.6	21.9	21.2
11-06-12	21.3	23.2	21.7
12-06-12	22.8	25	22.7
13-06-12	23.3	25.2	23.7
14-06-12	23.4	24.9	24.1

15-06-12	22.7	24.4	23.4
16-06-12	25.8	27.1	26.5
17-06-12	24.9	27	26.9
18-06-12	23.8	25.6	25
19-06-12	23.2	25.5	23.1
20-06-12	23.4	25.7	24.4
21-06-12	23.1	25.2	24.5
22-06-12	23.4	24.3	22.1
23-06-12	21.5	23.4	23.7
24-06-12	23.4	23.8	23.6
25-06-12	23.8	25.8	25.4
26-06-12	23	23.8	22.4
27-06-12	24.3	25.8	24.7
28-06-12	21.4	23.2	23.8
29-06-12	21.9	23	23.7
30-06-12	22.8	23.7	23.3
01-07-12	22	22.8	24.1
02-07-12	20.2	21.9	22.8
03-07-12	19.2	21	21.5
04-07-12	20.9	22.6	22.8
05-07-12	22.4	23.8	23.7
06-07-12	23.2	25.8	24.8
07-07-12	24.5	25	22.6
08-07-12	23	24.4	24.8
09-07-12	21.4	22.9	23.4
10-07-12	22.9	24.4	24.5
11-07-12	22.9	22.8	23.4
12-07-12	23.7	24.8	24.3
13-07-12	24.2	26.2	25.4
14-07-12	26.2	26.5	25.6
15-07-12	26	26.6	27.4
16-07-12	27	26.2	25.4
17-07-12	26.9	27	25.4
18-07-12	27.8	28.6	26.4
19-07-12	27.7	28.9	27
20-07-12	27.8	28	26.8
21-07-12	27.4	27.4	27.8
22-07-12	27.9	28.4	28.5
23-07-12	26.8	28.5	25.7
24-07-12	27.6	28.8	26.6
25-07-12	29.1	30	27.6
26-07-12	28.5	29.7	26.8
27-07-12	28.6	30.2	27.4
28-07-12	28.8	28.5	27.5
29-07-12	27.8	28.5	25.7

30-07-12	27.7	28	27.5
31-07-12	21.2	23.3	22.7
01-08-12	20.8	21.6	22.9
02-08-12	21.3	22.1	22.6
03-08-12	22	23.1	22
04-08-12	21.7	23.5	22.5
05-08-12	23.3	24.9	24.6
06-08-12	24.2	25.7	25.9
07-08-12	23.1	25.4	25.8
08-08-12	23.1	25.3	25.4
09-08-12	24.3	25.9	25.6
10-08-12	22.45	25.5	25.1
11-08-12	20.6	21.8	23.3
12-08-12	22.2	21.7	23.1
13-08-12	21.4	22.6	22.5
14-08-12	22.3	22.8	23.6
15-08-12	23.2	23.7	24.7
16-08-12	23.1	24.8	24.7
17-08-12	23.2	24.5	23.7
18-08-12	23.2	24.3	22.6
19-08-12	22	22.7	23.6
20-08-12	20.2	21.3	22.5
21-08-12	20.8	22.6	22.4
22-08-12	22.1	24.6	24.7
23-08-12	23.7	25	24.7
24-08-12	21.6	23	22.1
25-08-12	22.4	22.6	21.3
26-08-12	23.6	23.5	21.7
27-08-12	23.2	25	23.1
28-08-12	21.1	22.9	21.6
29-08-12	18.4	19.4	20.1
30-08-12	20.2	20.9	21.9
31-08-12	20.2	21.8	20.5
01-09-12	20.4	21.4	20.3
02-09-12	21	21.6	23.3
03-09-12	21.8	23.9	22.9
04-09-12	22.6	22.1	19.8
05-09-12	22.5	22.6	20.2
06-09-12	23.1	23.1	20.6
07-09-12	21.8	24.3	21.9
08-09-12	22.4	23.1	23.6
09-09-12	21.1	22.2	21.8
10-09-12	19.6	20.8	21.8
11-09-12	18.3	20.1	18.7
12-09-12	18.5	19.2	18

13-09-12	19	19.7	18.8
14-09-12	18.9	20.2	17.9
15-09-12	20.7	22.3	19
16-09-12	23.1	23	20.9
17-09-12	21	22.2	21.3
18-09-12	20	21.6	20.5
19-09-12	18.6	20.7	18.6
20-09-12	17.7	19.1	17.4
21-09-12	18.9	20.5	19.4
22-09-12	18.3	19.9	18.3
23-09-12	15.9	17	16.6
24-09-12	17.4	17.5	17.2
25-09-12	17.1	18.4	16.9
26-09-12	18.3	20.2	17.3
27-09-12	19.8	20.3	17.4
28-09-12	21.7	21	18.9
29-09-12	22.3	20.3	19
30-09-12	22.4	20.7	19.5
01-10-12	19.6	18.6	17.8
02-10-12	18.4	19.1	17.6
03-10-12	16.4	17.4	16.3
04-10-12	15.8	17.5	16.3
05-10-12	15.3	16.6	16.8
06-10-12	15.9	16.6	16.4
07-10-12	17	16.6	16.7
08-10-12	14.6	15.3	16.4
09-10-12	14.3	17.2	16
10-10-12	14.4	13.9	14.4
11-10-12	13.2	14.8	15.7
12-10-12	13.5	14.5	14.1
13-10-12	14.5	15.1	15
14-10-12	14	14.9	14.5
15-10-12	15.1	16	15
16-10-12	16.2	16.4	15.2
17-10-12	16.8	16.4	15.6
18-10-12	18.6	16.4	17.1
19-10-12	17.8	16.2	16.2
20-10-12	13.7	14.7	13.9
21-10-12	11.9	13.3	11.7
22-10-12	12.2	13.3	11.9
23-10-12	11.6	12.3	11.3
24-10-12	11.1	12.1	12.3
25-10-12	9.9	10.9	10.9
26-10-12	10.9	11.1	12.3
27-10-12	11	11.7	12.3

28-10-12	12.2	13.6	14.7
29-10-12	12.6	13.5	14.4
30-10-12	12.5	14.3	14
31-10-12	12.6	12.9	13.5
01-11-12	11.5	9.4	13.5
02-11-12	13.2	4.8	15
03-11-12	13.7	6.7	14.1
04-11-12	13	6.3	13
05-11-12	12.9	4.9	14.4
06-11-12	12.2	5.5	14.2
07-11-12	12.1	6.5	14
08-11-12	11.1	5.7	13.2
09-11-12	8.6	6.1	11
10-11-12	7.8	9.6	10.1
11-11-12	7.2	8	9.6
12-11-12	8.9	3.8	11.4
13-11-12	10.4	2.3	12.7
14-11-12	9.4	2.9	8.9
15-11-12	8.9	2.8	7.1
16-11-12	7.4	3.6	8.3
17-11-12	8.3	3.9	7.5
18-11-12	8.5	4.8	7.2
19-11-12	7.9	4.8	7.6
20-11-12	7.2	2.7	7.4
21-11-12	8.5	0.7	8.8
22-11-12	8.3	0.6	10
23-11-12	3.7	1.8	8
24-11-12	3.9	2.8	4.7
25-11-12	3.8	3.7	4.8
26-11-12	4.4	-0.9	4.1
27-11-12	4.7	3.4	2.8
28-11-12	3.1	2.9	4.5
29-11-12	7.6	7.2	10.3
30-11-12	8.8	11	10.2
01-12-12	8.6	11.9	11.3
02-12-12	8.6	9.4	9.5
03-12-12	9.4	12.7	11.2
04-12-12	4.3	5.9	6.4
05-12-12	0.6	0.7	3.7
06-12-12	3.9	5.7	6.5
07-12-12	3.4	5.4	6.3
08-12-12	1.8	2.1	4.3
09-12-12	2.8	3.5	5.3
10-12-12	4.3	7	4.9
11-12-12	3.1	4.7	5.3

12-12-12	3.7	7.2	6.3
13-12-12	3.4	4.2	5.6
14-12-12	-1	-0.8	3
15-12-12	-0.1	-1.6	0.6
16-12-12	-1.2	-1.3	-0.1
17-12-12	1.7	2	3.4
18-12-12	4.6	4.4	6.4
19-12-12	5.6	6.8	7.4
20-12-12	2.2	2.8	3.6
21-12-12	0.6	0.8	2.9
22-12-12	2.5	1.6	3.6
23-12-12	4.5	4.1	5.5
24-12-12	6.5	6.6	7.4
25-12-12	4.3	4.8	6
26-12-12	3.9	2.7	3.9
27-12-12	4.2	2.9	3.4
28-12-12	5.8	4.4	8.5
29-12-12	6.3	6.3	7.2
30-12-12	5.9	7.3	7.4
31-12-12	5.3	5.7	5.5
01-01-13	4.4	5.6	6.3
02-01-13	3.5	4.5	4.7
03-01-13	4.3	3.8	3.9
04-01-13	1.9	2.8	2.9
05-01-13	2.3	3.1	4.6
06-01-13	1.2	2	2.7
07-01-13	-1.1	-0.9	1
08-01-13	-5.3	-4.3	-2.9
09-01-13	-6	-5.9	-4.1
10-01-13	-6.4	-6	-3.5
11-01-13	-3.3	-3.4	-1.8
12-01-13	2.5	5.9	4.1
13-01-13	3.1	5.4	6.2
14-01-13	1.9	0.8	2.1
15-01-13	0.6	0.3	1.3
16-01-13	0.7	3.1	3.9
17-01-13	4.4	7.5	6.6
18-01-13	5.9	8.9	7
19-01-13	3.3	6.3	7.5
20-01-13	3.7	5.3	8
21-01-13	5.3	5.9	8.5
22-01-13	6.3	10.3	8.9
23-01-13	4.8	7.5	6.4
24-01-13	5.9	6.6	6.5
25-01-13	5.6	8.2	7

26-01-13	4	6.7	4.9
27-01-13	2.9	4.1	4.8
28-01-13	3.2	4.8	5
29-01-13	2.6	4	4
30-01-13	0.2	1.2	1.4
31-01-13	0.8	2.1	2.7
01-02-13	1.3	2.2	3.1
02-02-13	1	1.7	1.8
03-02-13	7.1	9.4	7.5
04-02-13	7.9	9.5	9
05-02-13	5.5	5.7	5.7
06-02-13	5.4	6.8	6.5
07-02-13	7	10	7.9
08-02-13	7.3	7.2	8.3
09-02-13	3.2	5	5.2
10-02-13	5.1	8.2	5.6
11-02-13	3.3	4.4	4.7
12-02-13	1.8	3.5	4.1
13-02-13	2.8	3.1	3.6
14-02-13	3.2	4.2	4.8
15-02-13	2.6	3.6	2.9
16-02-13	2.5	4.5	4.8
17-02-13	2.9	3.8	3.3
18-02-13	2.6	4.4	4.4
19-02-13	2.4	2.9	3
20-02-13	3.7	4.8	5.9
21-02-13	1.1	1.1	2.9
22-02-13	4	5.3	6.2
23-02-13	5.7	6.9	6.8
24-02-13	6.9	7.6	7.3
25-02-13	6.6	7.5	8
26-02-13	8.1	8.5	8.7
27-02-13	6.1	8.5	8.4
28-02-13	3.8	4.8	5.1
01-03-13	2.7	4.7	5
02-03-13	3.1	3.7	3.7
03-03-13	6	6.8	7.1
04-03-13	6.6	7.7	7
05-03-13	1.6	3.6	4.8
06-03-13	1.1	3.1	4.3
07-03-13	5	4.5	4.5
08-03-13	7.4	8.6	8
09-03-13	6.7	7.8	7.9
10-03-13	8.3	9.3	9.1
11-03-13	9.5	10.2	9.7

12-03-13	10.2	11.7	11
13-03-13	10.8	13.1	12.6
14-03-13	9.7	10.9	10.6
15-03-13	12.5	14.3	11.2
16-03-13	5.1	6.6	6.6
17-03-13	2.3	3.1	4.2
18-03-13	1.2	3.3	3.7
19-03-13	4.6	5.9	6.4
20-03-13	7.8	8.8	8.2
21-03-13	8.9	10.7	10.1
22-03-13	7.2	10.4	8.4
23-03-13	1.6	3.6	4.7
24-03-13	2.8	4.1	5.4
25-03-13	6.1	7.1	8.5
26-03-13	10.1	11.9	10.7
27-03-13	9.4	10.5	10.4
28-03-13	9.2	11.2	10.6
29-03-13	9.7	12.2	10.1
30-03-13	11.6	12.4	10.4
31-03-13	11.6	12.7	11.5
01-04-13	11.9	14.9	13.7
02-04-13	10.7	11.9	11.3
03-04-13	10.4	12.1	12.2
04-04-13	8.8	9.7	9.1
05-04-13	10	11.8	12
06-04-13	12.6	13.3	13.8
07-04-13	12.9	14.3	14.5
08-04-13	10.1	12.3	10.7
09-04-13	8.8	10	9.9
10-04-13	9	11.1	10.8
11-04-13	9.2	10.8	10.6
12-04-13	10.8	11.8	10.8
13-04-13	11.6	12.7	11
14-04-13	12.5	14.4	13.3
15-04-13	9.4	10.3	10.1
16-04-13	8	8.6	9.7
17-04-13	6.5	7.2	8.6
18-04-13	6.1	7.2	8.4
19-04-13	8.5	9.6	10
20-04-13	9.6	10.9	10.6
21-04-13	8.2	10.1	10.6
22-04-13	8.5	10.3	11
23-04-13	10.2	11.3	10.5
24-04-13	11.9	13.4	12.4
25-04-13	13.8	14.6	14.5

26-04-13	13.2	14.7	13.7
27-04-13	14.7	16.2	14.9
28-04-13	15.7	17	15.7
29-04-13	16.6	18.4	16.3
30-04-13	18.9	19.6	17.9
01-05-13	19	19.2	18.2
02-05-13	18.9	19.2	18.3
03-05-13	19.3	19.7	18.2
04-05-13	18.5	19.7	18.6
05-05-13	18	19.3	19
06-05-13	17.9	18.7	18.1
07-05-13	19.1	20.3	18.7
08-05-13	18.4	20.1	18.9
09-05-13	15.8	17.6	17.5
10-05-13	14.3	16.3	15.5
11-05-13	11.7	12.8	13.4
12-05-13	13.4	14.9	14.3
13-05-13	11.6	13.3	12.8
14-05-13	11.4	13.8	12.9
15-05-13	12.6	13.8	13.6
16-05-13	14	17	15.6
17-05-13	16.1	19.4	17.4
18-05-13	18.9	21.4	20.4
19-05-13	18.8	20.3	19
20-05-13	16.9	21.1	20.2
21-05-13	18.3	20.2	18.8
22-05-13	18.2	20	18.1
23-05-13	18.9	20.5	20.1
24-05-13	20	24	20.3
25-05-13	16.8	19.3	17.5
26-05-13	16.9	20	19.8
27-05-13	17.2	20.4	20.5
28-05-13	16.5	18.9	19.1
29-05-13	17.7	20.2	18.6
30-05-13	18.3	21.6	20
31-05-13	19.8	22.2	20
01-06-13	18.5	21.3	19.9
02-06-13	20.1	21.4	19.8
03-06-13	17.9	19.8	18.3
04-06-13	17.7	18.7	17.7
05-06-13	18.7	20.2	17.5
06-06-13	15.9	19.4	16.7
07-06-13	16.4	18.7	17.3
08-06-13	15.8	18.3	17
09-06-13	16.9	19.1	17.7

10-06-13	18.1	20.3	20.2
11-06-13	19.2	21	19.2
12-06-13	20.3	22.1	20.6
13-06-13	18.3	19.7	18.1
14-06-13	19.2	18.6	18.9
15-06-13	19.3	20	18.6
16-06-13	18.5	20	19.4
17-06-13	20	21.9	21.9
18-06-13	20.9	22.6	22.4
19-06-13	21.8	22.8	23.8
20-06-13	22.4	24.9	23.6
21-06-13	22.1	24.3	23.4
22-06-13	21.7	24.1	21.6
23-06-13	22.3	23.8	22.5
24-06-13	22.9	24.7	22.6
25-06-13	24.2	27	23.9
26-06-13	25	26.2	24.4
27-06-13	26.1	26.9	25.3
28-06-13	25.7	26.8	24.9
29-06-13	25.6	25.3	25.1
30-06-13	23.4	26.1	22.6
01-07-13	21.2	22.8	21.9
02-07-13	18.9	20.6	20.6
03-07-13	19.8	21.7	21.7
04-07-13	21.4	23.2	21.6
05-07-13	23.6	24.7	21.8
06-07-13	24.5	25.7	23.8
07-07-13	25.4	26.5	23.8
08-07-13	26.6	27.3	24.5
09-07-13	27.7	27.4	25.3
10-07-13	26.7	27.3	25.4
11-07-13	26.3	27.4	26.3
12-07-13	25.1	26.7	25
13-07-13	26.4	26.5	25.1
14-07-13	26.4	26.6	26
15-07-13	26.1	25.2	25.9
16-07-13	22.4	21.4	24
17-07-13	21	20.7	22.7
18-07-13	20.2	21.2	22.2
19-07-13	20.8	22.6	23.5
20-07-13	22.1	23	22.4
21-07-13	22.8	23.6	23.2
22-07-13	22.5	24.1	24.3
23-07-13	21.8	23.6	23.8
24-07-13	22.7	23.8	22.1

25-07-13	24	24.9	24.3
26-07-13	23.1	25	24.6
27-07-13	21.1	22.9	23.1
28-07-13	20.7	22.3	22.6
29-07-13	22.1	24.4	23.8
30-07-13	22.5	23.8	23.9
31-07-13	23.6	24.3	23.3
01-08-13	25	26.1	25.4
02-08-13	23.8	24.8	25.1
03-08-13	25.1	26	25.4
04-08-13	24.2	25.1	25.3
05-08-13	22.7	24.1	24.6
06-08-13	22.3	24.4	21.9
07-08-13	23.3	24.4	23.9
08-08-13	22.3	24.3	24.5
09-08-13	23	25.2	24.1
10-08-13	23.6	26.1	23.4
11-08-13	23.5	24.3	22.6
12-08-13	23.7	25.3	24.2
13-08-13	24.9	26.4	24.3
14-08-13	25.5	26.1	23.9
15-08-13	25.2	25.4	23.1
16-08-13	25.6	26.1	23.7
17-08-13	25	25.6	24.9
18-08-13	23.9	24.4	25
19-08-13	23.8	24.9	25.1
20-08-13	23.2	23	24
21-08-13	21.3	22.5	22.9
22-08-13	23	23.6	21.8
23-08-13	21.2	21.5	22.3
24-08-13	20.2	20.5	22.2
25-08-13	22.4	22.5	21.3
26-08-13	23.6	24.1	23.3
27-08-13	23.4	25.2	23.1
28-08-13	24.4	25.4	22.9
29-08-13	24	26.6	23.4
30-08-13	25.5	25.3	23.6
31-08-13	21.9	23.4	23.6
01-09-13	18.7	20.8	21.8
02-09-13	20.3	21.4	21.5
03-09-13	21.3	22.7	22.1
04-09-13	17.8	20	21.6
05-09-13	15.3	16.7	17.9
06-09-13	16.4	17.2	17.9
07-09-13	17.3	17.3	16.5

08-09-13	18.8	19.4	17.2
09-09-13	17.8	18.6	19.7
10-09-13	17.2	18.5	16.9
11-09-13	19.7	20	17.8
12-09-13	20.9	21.9	20.7
13-09-13	21.7	24	21.4
14-09-13	21.6	23.9	22.4
15-09-13	17.9	19.3	21.1
16-09-13	17.8	19.6	18.2
17-09-13	18.4	19.8	19.6
18-09-13	18.3	20	19.1
19-09-13	20.4	21.1	20.2
20-09-13	19.7	20.5	20
21-09-13	18.8	19.8	19.2
22-09-13	14.5	16.5	17.4
23-09-13	14.1	15	16.7
24-09-13	13	13.9	14.8
25-09-13	14.4	16.1	15
26-09-13	17	16.8	16
27-09-13	16.7	17.2	17
28-09-13	16.1	18.1	16.2
29-09-13	16.3	17.4	16
30-09-13	16.9	18.4	17.5
01-10-13	16.7	16.8	17.1
02-10-13	13.2	14.3	14.5
03-10-13	10.8	11.9	13.3
04-10-13	5.7	6.2	8.3
05-10-13	4.6	5.7	7.9
06-10-13	5.2	6.7	8.2
07-10-13	7.4	8.1	10.3
08-10-13	9.2	8.3	8.9
09-10-13	10.4	9.8	8.8
10-10-13	11.7	12	9.6
11-10-13	13.2	14.6	12.8
12-10-13	14.5	16	15
13-10-13	15.9	17.3	17.2
14-10-13	13.2	15.6	15.7
15-10-13	11.7	11.8	11.4
16-10-13	12	12.3	12.1
17-10-13	12.5	14.1	12.3
18-10-13	8.8	9.8	10.5
19-10-13	9.7	10.8	11.7
20-10-13	8.8	10.1	11.5
21-10-13	8.7	8.3	9.2
22-10-13	10.1	9.2	8

23-10-13	10.5	10	10.2
24-10-13	13.1	12.4	12.2
25-10-13	9.1	10.4	9.3
26-10-13	9.8	9.3	8.4
27-10-13	11.2	9.2	11.8
28-10-13	9	8.4	7.6
29-10-13	10.2	9.8	7.8
30-10-13	10.6	9.4	8.5
31-10-13	11.6	9.9	8.7
01-11-13	12.8	10.6	9.6
02-11-13	10.3	9.6	8.4
03-11-13	9.3	8.7	8.5
04-11-13	9.5	9.4	10.2
05-11-13	10.9	12.7	12.1
06-11-13	9.5	12.3	12.8
07-11-13	10.8	13.5	12.5
08-11-13	7.4	9.3	11.1
09-11-13	8.7	7.4	8.6
10-11-13	6.1	5.7	7.3
11-11-13	7	6.2	9.3
12-11-13	7.1	6.6	9.7
13-11-13	7.3	6.4	6.2
14-11-13	6.9	6.5	11.5
15-11-13	9.7	10.4	10
16-11-13	9.2	8.7	9.6
17-11-13	6.4	5.6	7.9
18-11-13	6.3	4.6	6.1
19-11-13	6.6	5.3	5.7
20-11-13	7	5.6	7.3
21-11-13	7.1	6.8	9.2
22-11-13	7.9	9.4	10.9
23-11-13	10	9.9	11.7
24-11-13	8.2	8.7	10
25-11-13	9	12.3	11.7
26-11-13	8.4	8.9	10
27-11-13	9.5	10.4	10.3
28-11-13	6.3	7.4	8.2
29-11-13	4.6	4.7	7.2
30-11-13	0.8	1.4	3.9
01-12-13	5.1	3.8	4.7
02-12-13	9.7	8.6	9.9
03-12-13	5	6.4	7.8
04-12-13	1.3	2.5	4
05-12-13	1.9	2.5	3.7
06-12-13	0.9	-0.5	3.1

07-12-13	2	2.2	6.1
08-12-13	-2.7	-1.2	0.8
09-12-13	-4.2	-2.8	0
10-12-13	-3.4	-2.1	-1.6
11-12-13	-4.5	-3.9	-1.7
12-12-13	-6.8	-6.5	-4.2
13-12-13	-6.1	-5.5	-3.2
14-12-13	-5.4	-5.9	-1.7
15-12-13	-3.1	-4.4	-2.7
16-12-13	0.1	-2	-1.8
17-12-13	-1	-0.6	0.6
18-12-13	-0.1	0.9	-0.7
19-12-13	-2.5	-3.6	-1.8
20-12-13	-1.9	-1.9	-0.2
21-12-13	-0.7	-1	-1
22-12-13	-1	-1.8	-0.4
23-12-13	-1.6	-2.8	-2.7
24-12-13	-0.9	-2.6	-2.6
25-12-13	2.5	1.7	2.2
26-12-13	1.9	2.6	5
27-12-13	0.7	1.1	5.3
28-12-13	3.8	3.1	3.2
29-12-13	5.2	5.1	4.1
30-12-13	5	3	5
31-12-13	4.3	3.2	5.9
01-01-14	1.5	1.6	1.3
02-01-14	1.1	3.3	2.7
03-01-14	4.1	4.6	5.8
04-01-14	4.5	5.6	5.2
05-01-14	4.1	3.1	2.5
06-01-14	0.9	0.9	0.4
07-01-14	0.3	0.6	-0.1
08-01-14	0.3	0.8	1.4
09-01-14	0.7	0.4	1.1
10-01-14	-2.1	-1	-0.1
11-01-14	-1.7	-1.7	-0.9
12-01-14	-1.1	-0.5	-0.3
13-01-14	2.9	3.1	2.8
14-01-14	1.4	2.7	2.7
15-01-14	1.7	2.3	2.3
16-01-14	4	4.8	6.4
17-01-14	5.5	4.8	3.7
18-01-14	3.1	2.6	2
19-01-14	5.2	5.2	7.2
20-01-14	3.4	3.2	7.5

21-01-14	5.8	4.2	8.6
22-01-14	6.1	8.7	7.9
23-01-14	3.6	5.8	4.5
24-01-14	2	2	3.2
25-01-14	4.2	6.3	6.4
26-01-14	2.4	3.9	4.4
27-01-14	3.8	6.5	5.6
28-01-14	3.7	5	4.6
29-01-14	5.1	7.6	6.9
30-01-14	4.6	5.4	5.3
31-01-14	2.8	3.5	3.7
01-02-14	3.1	3.4	3.8
02-02-14	1.1	3.8	4.1
03-02-14	-0.2	0.8	2
04-02-14	-1.5	-1.2	0.3
05-02-14	-1.3	-1.3	0.3
06-02-14	-0.4	-0.2	-0.2
07-02-14	0.8	1.7	1.8
08-02-14	2.2	3.3	3.5
09-02-14	4.8	5.5	6.5
10-02-14	7.1	10.2	7.8
11-02-14	6.5	6.6	6.3
12-02-14	6.8	5.4	7.8
13-02-14	5.5	6.5	8.9
14-02-14	5.5	6.8	5.5
15-02-14	4	4.8	5.1
16-02-14	6.2	7.6	7.9
17-02-14	2.6	3.6	3.1
18-02-14	6.5	6.3	5.6
19-02-14	6.7	6.9	6.4
20-02-14	7	6.7	7.2
21-02-14	7.2	7.1	7.6
22-02-14	8.4	9	8.9
23-02-14	6.7	7.7	7
24-02-14	5.9	10.1	9.4
25-02-14	4.9	6.6	7
26-02-14	4.4	5.9	7
27-02-14	5.7	6.2	6.5
28-02-14	2.1	3.5	3.8
01-03-14	4.6	4.6	6.1
02-03-14	6.7	9	6.6
03-03-14	7.7	9.9	7.1
04-03-14	6.5	8.8	6.8
05-03-14	6.1	8.7	7.6
06-03-14	5.7	5.9	5.6

07-03-14	5.8	6.6	5.9
08-03-14	5.7	6.4	6.5
09-03-14	6.1	8.4	7.7
10-03-14	6.6	8.3	8.8
11-03-14	5.7	7.4	7.3
12-03-14	3.3	3.7	4.9
13-03-14	1.9	2.4	4.2
14-03-14	1.1	2.8	4
15-03-14	3.8	4.9	5.3
16-03-14	4.9	5.7	6.2
17-03-14	7.6	8.6	8.6
18-03-14	8.7	8.7	8
19-03-14	9.1	9.5	7.8
20-03-14	8.9	10.1	8.2
21-03-14	7.6	9.1	8.3
22-03-14	8.9	9.5	4.6
23-03-14	9.5	10.8	10.75
24-03-14	10.3	11	16.9
25-03-14	9.5	10.5	11
26-03-14	7.1	6.7	7.5
27-03-14	9.1	9.6	9.3
28-03-14	11	12.6	12.7
29-03-14	8.5	9.7	10.2
30-03-14	1.3	2.8	4.3
31-03-14	5	5.9	7.1
01-04-14	8.7	9.7	8.7
02-04-14	10.3	10.9	9.6
03-04-14	9.3	10.6	9.6
04-04-14	10.3	10.7	10.6
05-04-14	11.8	12.4	12.6
06-04-14	11.8	12.7	11.9
07-04-14	13.4	15.1	14.4
08-04-14	9.9	9.6	10.6
09-04-14	9	10	8.6
10-04-14	9.3	10	10
11-04-14	9.4	11.5	9.7
12-04-14	9.5	10.1	10.4
13-04-14	8.3	9.2	9.1
14-04-14	10.4	10.4	9.8
15-04-14	10.9	11.5	10
16-04-14	10.8	11.3	11.3
17-04-14	12.8	13.5	13.5
18-04-14	11.1	12.8	11.1
19-04-14	8.6	11.1	10.5
20-04-14	9.9	10.1	10.6

21-04-14	10.8	13.1	13.1
22-04-14	13	15.5	14.9
23-04-14	16.1	19.3	17.1
24-04-14	16.9	18.1	16.9
25-04-14	16.5	16.9	17.8
26-04-14	15.2	16.7	15.4
27-04-14	14.5	14.5	14.1
28-04-14	11.4	14.1	11.9
29-04-14	11.6	13.1	12.3
30-04-14	9.2	10.5	10.4
01-05-14	10.4	11.6	11.6
02-05-14	11.6	12.9	12.1
03-05-14	13.2	13.3	14.1
04-05-14	14.2	15	15.2
05-05-14	12	12.8	13.2
06-05-14	12.3	13.3	14
07-05-14	13.2	14.2	14.9
08-05-14	12.1	13	13.8
09-05-14	11.4	11.8	12.4
10-05-14	11.3	13.8	11.7
11-05-14	12	11	12.1
12-05-14	12.6	13.5	13.1
13-05-14	15.3	16.1	15
14-05-14	16.1	18.3	16.6
15-05-14	16.7	18.1	17.3
16-05-14	14.7	16.8	15.9
17-05-14	14.1	14.8	15.4
18-05-14	12.5	15	13.9
19-05-14	14.3	15.4	16.1
20-05-14	14.3	14.4	14.4
21-05-14	15.9	17.1	17.6
22-05-14	16.8	17.7	17.3
23-05-14	15.1	15.5	14.9
24-05-14	14.5	14.9	15.4
25-05-14	15.3	17	16.9
26-05-14	17.5	18.9	17.7
27-05-14	16.3	18.6	17.5
28-05-14	17.6	19.7	17.9
29-05-14	19.1	20.8	19.9
30-05-14	16.5	17.2	17.2
31-05-14	16	16.8	16.6
01-06-14	13.8	15.8	13.8
02-06-14	12.9	14.9	14.5
03-06-14	14.2	15.6	15.2
04-06-14	17.9	18.9	18.7

05-06-14	16.4	18.2	16.6
06-06-14	14.3	16.1	16.7
07-06-14	14.6	15.5	16.9
08-06-14	14.2	15.7	16.3
09-06-14	15.1	16	17.4
10-06-14	17.3	16.5	18.4
11-06-14	17.8	18	18.3
12-06-14	17.2	19.3	19.7
13-06-14	17.7	19.1	20.1
14-06-14	18.2	19.5	18.8
15-06-14	19.9	21.1	20.4
16-06-14	19.4	21	19.9
17-06-14	18.9	21.1	20.6
18-06-14	21	22.9	21.6
19-06-14	20.6	23	22.1
20-06-14	19.2	20.5	20.2
21-06-14	16.7	18.5	17.8
22-06-14	17.9	19.7	19.9
23-06-14	18.4	20.6	21.6
24-06-14	20.4	20.5	22.4
25-06-14	20.4	21.9	23
26-06-14	22.7	23.7	23.7
27-06-14	24.3	26.5	25.3
28-06-14	23.5	25.1	23.8
29-06-14	23.5	24.8	24.7
30-06-14	24.1	25.7	23.5
01-07-14	23.6	26.4	24.3
02-07-14	24.1	25.6	24.9
03-07-14	25.4	26.1	25.3
04-07-14	22.2	24	24.1
05-07-14	20	21.1	22.4
06-07-14	21.6	22.2	23.8
07-07-14	22.6	23.3	22.6
08-07-14	25.4	25.2	24
09-07-14	25.1	25.6	24.5
10-07-14	24.9	27	24.7
11-07-14	25.2	26.5	24.8
12-07-14	24.7	25.4	24.3
13-07-14	23.6	24.9	23.3
14-07-14	24.6	24.5	24.7
15-07-14	24.8	25	24.3
16-07-14	24.3	23.4	23.3
17-07-14	23.2	23.1	22
18-07-14	23.9	24.3	23.1
19-07-14	21.6	22.9	23.6

20-07-14	21.5	23.2	23.9
21-07-14	21.3	22.9	23.6
22-07-14	24.4	24.8	23
23-07-14	24.8	26.4	24.5
24-07-14	24.1	24.8	23.6
25-07-14	23.2	25	23.9
26-07-14	24.2	24.2	23.8
27-07-14	22.5	23.8	23.1
28-07-14	24.6	25.8	24.4
29-07-14	24.2	26.3	24.4
30-07-14	25.7	27.4	25
31-07-14	25.9	27	24.8
01-08-14	25.7	26.1	24.9
02-08-14	24.5	25.7	23.8
03-08-14	24.1	25.2	23.6
04-08-14	23.4	24.6	25.4
05-08-14	23.6	24.4	25.6
06-08-14	23.2	24.4	23.3
07-08-14	21.1	22.3	22.5
08-08-14	20.9	20.9	20.5
09-08-14	21.5	23	21.7
10-08-14	22.8	24.2	24
11-08-14	24.7	24.4	24.2
12-08-14	24.7	24.7	23.8
13-08-14	26.2	25.6	26
14-08-14	25	24.8	23.8
15-08-14	25.2	26.4	25.1
16-08-14	25.4	28.2	25.3
17-08-14	25.8	27.7	25.3
18-08-14	23.7	24.4	24.4
19-08-14	21.9	22.8	23.3
20-08-14	24.4	24.8	23.2
21-08-14	23.7	25.8	24.4
22-08-14	23.8	26.1	27
23-08-14	23.7	24.8	26
24-08-14	25.2	24.7	24.4
25-08-14	25.5	26.6	23.9
26-08-14	26.3	25.5	24.5
27-08-14	26.2	26.6	24.4
28-08-14	26.1	26.9	24.9
29-08-14	25.6	26.7	26.1
30-08-14	25.9	26.4	25.9
31-08-14	25.1	24.7	25
01-09-14	22.6	24.6	23.4
02-09-14	23.4	24.5	23.5

03-09-14	22.8	24.8	22.5
04-09-14	21.7	22.8	23.2
05-09-14	22.8	23.6	21.9
06-09-14	21.8	21.6	21.9
07-09-14	17.9	19.5	21.2
08-09-14	19.4	19.2	21
09-09-14	18.9	19.2	19.6
10-09-14	18.5	17.4	20
11-09-14	17	17.8	18.5
12-09-14	16.3	20.4	20.2
13-09-14	18.225	18.8	20
14-09-14	20.15	19.2	19.8
15-09-14	22.075	19.9	19.5
16-09-14	24	19.3	19.5
17-09-14	16.1	16.6	17.8
18-09-14	14.1	14.3	15.9
19-09-14	14.5	15.2	17.7
20-09-14	14.4	16.4	17.9
21-09-14	15.1	15.5	17.9
22-09-14	16.3	17.2	17.6
23-09-14	18.4	20	19.1
24-09-14	19.9	21.5	21.8
25-09-14	17	15.9	18.8
26-09-14	14.4	15.7	17
27-09-14	15.4	17	16.1
28-09-14	10.6	11.5	12.9
29-09-14	11.6	12.5	14.1
30-09-14	12.6	13.1	15.2
01-10-14	12.4	12.4	13.8
02-10-14	14	13.9	14.3
03-10-14	13.9	13.8	13.8
04-10-14	13.6	13.8	13.5
05-10-14	14	14.4	15.3
06-10-14	15.9	16.2	16.4
07-10-14	15.6	15.6	15.5
08-10-14	15.7	15	15.2
09-10-14	16.8	15.5	16.2
10-10-14	15.7	15.3	15.2
11-10-14	15.7	14.3	15.2
12-10-14	12.5	12.4	12.3
13-10-14	12.5	13.4	12.9
14-10-14	11.6	12.4	12.7
15-10-14	10.6	12.3	12
16-10-14	10.7	13.5	12.6
17-10-14	12.5	15.7	15.3

18-10-14	13.2	15.3	15.5
19-10-14	10.4	11.1	13
20-10-14	7.8	8.2	10.8
21-10-14	9.1	8.1	9.7
22-10-14	11	9.9	14
23-10-14	12.6	15.8	13.5
24-10-14	12.6	13.4	13.4
25-10-14	12	14.8	13.7
26-10-14	11	11.6	13
27-10-14	11	11.8	11.9
28-10-14	10.8	10.3	10.7
29-10-14	10.1	10	10.3
30-10-14	10	10.5	11.3
31-10-14	9.1	10	10.9
01-11-14	7	8.8	11
02-11-14	5.9	7.1	8.1
03-11-14	6.2	7.3	9.3
04-11-14	4.3	4.5	5.8
05-11-14	6	5	5.7
06-11-14	6.1	5.7	6.5
07-11-14	7.5	6.8	6.5
08-11-14	8.5	7.3	9
09-11-14	6.9	11	11.8
10-11-14	10.4	12.8	13.1
11-11-14	10.6	10.2	7.8
12-11-14	8.6	8.5	8.8
13-11-14	8.2	7.5	9.3
14-11-14	6.8	8.3	10.3
15-11-14	8	9.4	9.3
16-11-14	10	8.9	9.2
17-11-14	6.3	6.5	6.9
18-11-14	7.2	7.2	7.9
19-11-14	8	8.4	8.9
20-11-14	8.8	7.5	10.1
21-11-14	5.4	6.3	8.2
22-11-14	3.6	4.9	6.6
23-11-14	3.3	5.1	6.7
24-11-14	3.5	5	6.1
25-11-14	1.5	3.4	1.8
26-11-14	3	4.1	5
27-11-14	3.8	4.8	5.3
28-11-14	2.6	1.4	5.2
29-11-14	2.5	4.1	3.2
30-11-14	2.9	4.5	4.9
01-12-14	8.1	11.1	10.8

02-12-14	7.6	8.2	10.1
03-12-14	9.7	9.5	11.2
04-12-14	9.5	10	11.4
05-12-14	9.7	9.9	10.3
06-12-14	8.2	7.6	7.6
07-12-14	7.5	7.9	10
08-12-14	8.1	9.9	9.8
09-12-14	7.4	8.2	7.9
10-12-14	6.8	8.1	8.2
11-12-14	5.8	6.7	8.9
12-12-14	6	7.7	7.9
13-12-14	6	6.5	7.9
14-12-14	5.4	5.2	7.1
15-12-14	2.7	2.4	4.1
16-12-14	2	-0.1	2.1
17-12-14	2.2	2.7	4.4
18-12-14	5.5	7.6	8.3
19-12-14	4.4	5.4	6.8
20-12-14	2.7	2	3.4
21-12-14	0.9	1.2	2.6
22-12-14	2.3	2.5	4.6
23-12-14	-0.7	-0.9	3.2
24-12-14	0.9	0.3	1.7
25-12-14	1.1	0.1	1.7
26-12-14	1.6	1	5
27-12-14	5.9	7.7	7.5
28-12-14	6.1	6.3	7.6
29-12-14	7.8	9.9	9.2
30-12-14	7.7	9.5	8.4
31-12-14	5	8.9	7.3
01-01-15	3.6	5.3	5.3
02-01-15	2.3	2.5	4.3
03-01-15	3	2.6	4.6
04-01-15	-0.4	0.8	3.2
05-01-15	1.2	1.6	3.7
06-01-15	-2.5	-2.5	-0.3
07-01-15	-5.4	-4.4	-2.6
08-01-15	-11.4	-10.1	-6.8
09-01-15	-10	-10	-6.5
10-01-15	-10	-10.4	-6.6
11-01-15	-4.8	-4.3	-1.1
12-01-15	2.3	3.4	4.2
13-01-15	2.5	3.2	2.8
14-01-15	3.3	2.9	3.3
15-01-15	3.9	2.5	3.5

16-01-15	3.6	3.3	4.1
17-01-15	1.6	1.6	2.4
18-01-15	0.3	0.1	0.4
19-01-15	1.6	1.4	1.3
20-01-15	2.5	2.2	2.2
21-01-15	3.9	4	7.5
22-01-15	3.7	3.3	3.6
23-01-15	4.2	3	3.6
24-01-15	2.8	6.8	7.2
25-01-15	3.7	6.7	6.5
26-01-15	3.4	6.5	6.5
27-01-15	4.1	5.6	5.1
28-01-15	3.6	4.4	4.1
29-01-15	3.9	3.8	5
30-01-15	4.1	5.3	4.2
31-01-15	6.3	8.3	6.5
01-02-15	9	11	8.1
02-02-15	9	10.2	7.7
03-02-15	6	7.7	7.8
04-02-15	4.2	4.7	5.4
05-02-15	6.2	6.5	7.9
06-02-15	4.7	5.4	8.5
07-02-15	7.2	8.1	8.9
08-02-15	2.4	3.2	4.9
09-02-15	3.3	4.2	5.3
10-02-15	2.2	0.9	1.8
11-02-15	-0.2	-2.4	0.3
12-02-15	-0.6	-0.8	1.4
13-02-15	1.5	1.6	3.2
14-02-15	1.5	1.2	2
15-02-15	3	1.6	2.6
16-02-15	1.4	2.6	3.2
17-02-15	-1.2	0	1.7
18-02-15	-5.6	-5.9	-3.7
19-02-15	-5.4	-4.9	-3.3
20-02-15	-1.9	-1.7	-0.2
21-02-15	-0.8	0.1	1.3
22-02-15	-0.3	-1.9	0.5
23-02-15	3.1	3.2	5.4
24-02-15	4.3	5	5.8
25-02-15	4.8	6.3	5.6
26-02-15	6.3	7.3	7.6
27-02-15	5.9	7.3	6.9
28-02-15	6	6.8	7.5
01-03-15	6.1	7.3	7.2

02-03-15	6.3	7.5	7.4
03-03-15	3.9	4.3	4.5
04-03-15	4.9	6.7	6.7
05-03-15	2.4	3.6	5
06-03-15	5.7	6.7	9.6
07-03-15	7.4	9.2	9.8
08-03-15	9.6	11.2	10.1
09-03-15	9.2	9.5	10.2
10-03-15	10	12.6	11.9
11-03-15	9.1	11.4	10.7
12-03-15	7	7.6	7.6
13-03-15	5.4	6.2	6.2
14-03-15	4.9	6	4.6
15-03-15	5.3	6.3	6.7
16-03-15	3.6	6.1	7.4
17-03-15	2.3	4.2	5.8
18-03-15	2.3	3.4	3.4
19-03-15	3.2	3.5	4.8
20-03-15	1.8	2.5	3.6
21-03-15	-0.4	1.2	2
22-03-15	2.9	5.4	5.4
23-03-15	4.9	5.1	5.2
24-03-15	6.6	7.3	7.3
25-03-15	5.9	7.4	6.4
26-03-15	10.9	11.7	10.4
27-03-15	7.5	8.8	8.7
28-03-15	7.1	7.7	7.7
29-03-15	6.9	10.1	8.3
30-03-15	6.6	8.4	7.9
31-03-15	6.4	8.3	7.8
01-04-15	8.3	9.5	8.3
02-04-15	8.4	10	9.9
03-04-15	6.4	7.2	8
04-04-15	5.4	6.7	7
05-04-15	5.9	5.7	6
06-04-15	9.9	9.8	10.3
07-04-15	8.7	11.3	9.6
08-04-15	7	6.8	8.2
09-04-15	1.4	1.3	3.3
10-04-15	0.4	1.7	3.9
11-04-15	0.4	2	3.5
12-04-15	5.3	6.7	7.2
13-04-15	7.4	9.1	9.7
14-04-15	7.4	8.7	8.2
15-04-15	7.8	9.8	9.2

16-04-15	9.3	10.3	9
17-04-15	11.2	12.8	12.3
18-04-15	12.4	13.6	13.1
19-04-15	12.4	14.5	12.3
20-04-15	10.8	12.5	12.7
21-04-15	7.9	10.1	11.3
22-04-15	5.1	5.5	8.4
23-04-15	2	2.9	4.2
24-04-15	5.1	6.5	7.3
25-04-15	8.2	8.6	9
26-04-15	9	11.2	10.4
27-04-15	11.9	13	11.4
28-04-15	13.2	14.2	14.1
29-04-15	16	17.2	16.8
30-04-15	14	15.3	15.2
01-05-15	12.2	13.7	13.4
02-05-15	12.3	14.3	13.3
03-05-15	14.4	16.2	16.1
04-05-15	12.8	14.6	15.2
05-05-15	14.6	15.4	16.3
06-05-15	16	16.4	16.5
07-05-15	13.3	14.7	14.7
08-05-15	15.75	17.55	17.35
09-05-15	18.2	20.4	20
10-05-15	14.4	16.4	15.5
11-05-15	12.6	13.1	13.1
12-05-15	13	15.2	13.5
13-05-15	13.4	14	14.4
14-05-15	12.5	13.6	13.5
15-05-15	14.8	16.9	16.1
16-05-15	16	17.6	15.6
17-05-15	18.8	20.3	18.4
18-05-15	19.4	21.1	20.2
19-05-15	17.8	19.7	19
20-05-15	18.2	19.9	17.8
21-05-15	14.6	15.7	14.8
22-05-15	14	16.9	16
23-05-15	17	20	19.3
24-05-15	18	19.6	20.4
25-05-15	18	18.2	18.3
26-05-15	16.4	17	18.1
27-05-15	15.55	15.8	16.5
28-05-15	14.7	14.5	16
29-05-15	15.375	15.475	14
30-05-15	16.05	16.45	13.1

31-05-15	16.725	17.425	15.2
01-06-15	17.4	18.4	16.7
02-06-15	17.9	17.5	18.2
03-06-15	16.4	15.5	16.5
04-06-15	13.8	14.4	14.5
05-06-15	15.5	16.3	16.8
06-06-15	14.7	16.9	16.9
07-06-15	17.8	16.3	18.7
08-06-15	17.1	16.9	17.4
09-06-15	17.7	17.3	17.8
10-06-15	15.9	14.6	17.1
11-06-15	14.6	15	15.7
12-06-15	15.2	17	17.7
13-06-15	16.9	17.2	18.4
14-06-15	17.9	18.3	19.8
15-06-15	18.5	21	20.4
16-06-15	18.7	20	22.1
17-06-15	19.5	19.2	20.8
18-06-15	19.2	20	20.8
19-06-15	17.1	18.7	18.7
20-06-15	17.2	18.6	17.2
21-06-15	19.2	19	18.7
22-06-15	18.5	18.9	18.9
23-06-15	18.2	19.5	18.8
24-06-15	18.3	18.7	19.6
25-06-15	17.9	20.1	21
26-06-15	18.1	20.4	21.2
27-06-15	16.5	16.8	18.1
28-06-15	14.3	14.8	14.8
29-06-15	15.4	16.7	16.8
30-06-15	16.6	18.2	19.3
01-07-15	18.7	19.4	19.6
02-07-15	19.9	19.8	20.4
03-07-15	18.6	20.2	21
04-07-15	20.5	21.2	21.6
05-07-15	22.1	22.1	22
06-07-15	21.4	22.3	21.9
07-07-15	22.2	22.7	23.5
08-07-15	22.7	23.3	23.4
09-07-15	22.1	22.5	22.3
10-07-15	23.1	24.2	23.7
11-07-15	22.4	23.8	23.2
12-07-15	21.1	22.9	23.3
13-07-15	21.4	22.6	23.6
14-07-15	21.6	22.3	21.5

15-07-15	21.6	23.5	23.4
16-07-15	22.9	23.2	24.3
17-07-15	22	23.6	24.6
18-07-15	22.1	24.1	22.2
19-07-15	22.8	24.5	22.3
20-07-15	23.1	25.2	22.6
21-07-15	23.3	23.8	22.8
22-07-15	24.7	25.9	26.1
23-07-15	24.8	26.4	22.9
24-07-15	24.9	25.2	23.9
25-07-15	23.6	26.6	23.8
26-07-15	24.4	25.6	23.9
27-07-15	23.6	25.9	22.4
28-07-15	23.4	24.3	23.1
29-07-15	25.4	26.1	25
30-07-15	27.4	25.9	25.2
31-07-15	28.6	25.6	25.3
01-08-15	25.1	26	24.9
02-08-15	26.3	26.5	25.6
03-08-15	26.3	25.6	24.8
04-08-15	24.8	24.9	25
05-08-15	23.6	24.3	23.5
06-08-15	23.6	22.5	22.8
07-08-15	22.8	22.2	22.1
08-08-15	24.6	24.7	24.2
09-08-15	22.7	23	24.1
10-08-15	21.8	22	22.9
11-08-15	21.5	22.2	22.4
12-08-15	22	23.3	23.1
13-08-15	24.3	24.6	23.2
14-08-15	24.1	24.6	23.8
15-08-15	23	23.2	22.8
16-08-15	22.1	21.8	21.8
17-08-15	21.9	22.1	21.6
18-08-15	24.3	25.6	24.1
19-08-15	24.9	24.7	24.3
20-08-15	24.4	23.2	24.1
21-08-15	25.6	25.5	24.7
22-08-15	26.2	26	25.3
23-08-15	23.2	24.3	24.6
24-08-15	21.5	22.6	24
25-08-15	21.4	22.1	23.6
26-08-15	20.4	21.3	21
27-08-15	20.3	20.9	20.3
28-08-15	20.5	21.3	23

29-08-15	19.7	20.4	22.6
30-08-15	21	22.9	23
31-08-15	22.7	24.1	24.3
01-09-15	23	22.6	22.2
02-09-15	22	22.6	20.7
03-09-15	22.1	23.7	22
04-09-15	22	23.7	21.7
05-09-15	22.5	23.7	21.3
06-09-15	23.3	23.5	21.7
07-09-15	23.2	23.6	21.7
08-09-15	23.3	25.4	23.5
09-09-15	23.4	24	23.3
10-09-15	24.2	24.7	23.2
11-09-15	24.6	24.9	23.3
12-09-15	23.2	24.9	25.2
13-09-15	20.1	22.1	22.7
14-09-15	20.9	22	21.9
15-09-15	21.7	21.7	21.1
16-09-15	21.7	22.1	20.8
17-09-15	24.7	22.9	21.6
18-09-15	23.6	22.5	22.1
19-09-15	21.9	21.2	21.2
20-09-15	19.8	20.8	19.1
21-09-15	18.6	19.5	18.2
22-09-15	16.7	18.4	17.2
23-09-15	16.3	19.2	16.5
24-09-15	18.6	20	18.4
25-09-15	18.7	18.1	17.6
26-09-15	18.8	19.9	18.9
27-09-15	19.9	20.7	19.7
28-09-15	18	19.1	18.8
29-09-15	18.9	20	19.1
30-09-15	16.9	18.4	19.4
01-10-15	16.1	17.8	18.2
02-10-15	16.9	16.6	16.9
03-10-15	16.9	16.8	16.4
04-10-15	17	17.2	17.2
05-10-15	17	17.8	17.1
06-10-15	14.5	16.4	16.1
07-10-15	12	13.7	14.5
08-10-15	11.9	11.9	12.4
09-10-15	13	13.9	15.3
10-10-15	13.9	14.2	14.5
11-10-15	15.6	17.6	16.9
12-10-15	18.1	21.1	18.4

13-10-15	17.2	17.7	17.2
14-10-15	14.1	14.5	15.4
15-10-15	14.7	14.2	13.9
16-10-15	15.1	14.8	14
17-10-15	15.7	15.2	14.6
18-10-15	16.8	17	16.4
19-10-15	14.7	16	15.1
20-10-15	13.5	15.1	14.8
21-10-15	15.7	15.9	15.7
22-10-15	14.7	16.4	15.4
23-10-15	14.1	16	15
24-10-15	14	16	14.7
25-10-15	12.4	12.3	13
26-10-15	10.7	12.7	13.3
27-10-15	8.4	10.2	10.9
28-10-15	8.7	9.9	8.3
29-10-15	8.1	9.8	7.9
30-10-15	10.1	7.9	8.4
31-10-15	8.2	7.8	8.9
01-11-15	9.1	10.4	9
02-11-15	7.6	10.1	10.6
03-11-15	8.2	8.2	8.6
04-11-15	8.5	7	7.8
05-11-15	8	7.1	6.6
06-11-15	8.4	7.2	6.3
07-11-15	9.7	8.3	12.6
08-11-15	7.7	7.5	8.4
09-11-15	5.9	8.3	10.7
10-11-15	7.8	9	10.7
11-11-15	6.4	7.4	10.7
12-11-15	9.2	10.6	12.7
13-11-15	8.7	8.9	8
14-11-15	9	8.1	7.5
15-11-15	6.7	7.1	6.7
16-11-15	7.2	7.4	6.6
17-11-15	10.8	11.3	12.3
18-11-15	4.6	5.6	6.5
19-11-15	5.4	5.7	5.2
20-11-15	5.9	6	6.7
21-11-15	5.8	6.6	9.7
22-11-15	8.3	12.4	11.4
23-11-15	7.5	7.6	8
24-11-15	6.3	5.8	5.4
25-11-15	7.5	8	10.4
26-11-15	8.8	12.5	10.4

27-11-15	9.4	11.7	10.4
28-11-15	7.4	11.5	10.2
29-11-15	6.1	8.6	8.2
30-11-15	5.9	7.8	8
01-12-15	1.5	3.8	6.1
02-12-15	2.5	4.2	4.8
03-12-15	0.6	1.9	3.7
04-12-15	-0.8	1.3	3.5
05-12-15	1	1.3	4
06-12-15	-0.4	-1.4	1.6
07-12-15	3.4	1.4	2
08-12-15	4.9	3.2	2.8
09-12-15	4.5	6	5.4
10-12-15	3.9	1.9	2.9
11-12-15	2.7	1.8	3.6
12-12-15	5.6	5.1	6.3
13-12-15	2.4	1.2	3.8
14-12-15	1.3	-0.5	3.3
15-12-15	0.2	0.1	1
16-12-15	0.9	0.9	1.3
17-12-15	0.2	-0.2	2.6
18-12-15	1	1.2	1.8
19-12-15	1.5	-0.2	0.9
20-12-15	-0.3	0.2	0.7
21-12-15	-1.9	-0.6	0.1
22-12-15	-1.4	-0.8	0
23-12-15	1.9	0.9	2.5
24-12-15	2.7	1.2	2.9
25-12-15	3	1.6	2.2
26-12-15	1.6	2.8	2.8
27-12-15	2.8	2.2	3.1
28-12-15	1.6	0.4	1.2
29-12-15	0.4	-0.2	0.3
30-12-15	-0.6	1.5	2.7
31-12-15	-6.3	-5.6	-3.6
01-01-16	-7.3	-6.7	-4.6
02-01-16	-10.1	-8.8	-4.9
03-01-16	-4.8	-4.5	-3.6
04-01-16	0.4	2.5	1.1
05-01-16	4	6.9	5.4
06-01-16	9.5	11.2	9.9
07-01-16	8	10.9	8.9
08-01-16	2.1	4.5	4.7
09-01-16	0	1.1	3.1
10-01-16	0.3	0	1.4

11-01-16	5.5	5.8	7.3
12-01-16	7.2	9.3	8.4
13-01-16	8.2	10.9	9.5
14-01-16	3.3	5.5	6.4
15-01-16	-0.2	0.3	2.4
16-01-16	3	4.8	6.2
17-01-16	6.2	8.6	6.7
18-01-16	3.4	4.7	5.4
19-01-16	-2.2	-1	-0.1
20-01-16	-5.3	-4.6	-2.5
21-01-16	-0.5	0.4	2.1
22-01-16	1.5	2.2	3.9
23-01-16	-3	-2.8	-0.3
24-01-16	-6.8	-6.1	-3.9
25-01-16	-7.5	-6.6	-4.7
26-01-16	-7.8	-7.5	-5.8
27-01-16	-5.7	-4	-1.7
28-01-16	-3.5	-2.7	-2
29-01-16	0.6	0.9	-0.5
30-01-16	0.7	1.4	-0.1
31-01-16	2.9	2.8	2.7
01-02-16	5.2	5.2	7.8
02-02-16	6	7.8	7.4
03-02-16	3.3	3.1	4
04-02-16	4.9	3.9	8.7
05-02-16	4.7	7.3	7.4
06-02-16	0.3	1.2	2.3
07-02-16	-2.4	-1	0.4
08-02-16	-1.9	-0.2	-0.2
09-02-16	-0.8	0	-0.2
10-02-16	0.5	1.4	2.6
11-02-16	4.9	7.4	6.3
12-02-16	8.3	9.8	8.8
13-02-16	7.6	10	8.6
14-02-16	8.4	11.6	8.3
15-02-16	10.2	10.1	10.6
16-02-16	9.9	9.9	7.9
17-02-16	10.4	10.5	8.1
18-02-16	11.4	11.9	10.4
19-02-16	9.5	12.8	13
20-02-16	10	11.5	10.8
21-02-16	6	6.3	7.4
22-02-16	3	3.9	4.7
23-02-16	5.8	5.5	7
24-02-16	5.6	6.1	8

25-02-16	9.1	10.4	10.1
26-02-16	7.8	8.3	8.6
27-02-16	9.4	11.7	10.3
28-02-16	9.7	9.7	10
29-02-16	8.9	8.6	8.9
01-03-16	10.9	10.8	12.5
02-03-16	9.9	12.4	13.4
03-03-16	8	9.2	9.4
04-03-16	6	8.3	7.6
05-03-16	3.4	5.8	5.8
06-03-16	4.1	5.1	4.8
07-03-16	5.8	6.1	6.9
08-03-16	7.2	7.6	7.5
09-03-16	9.2	9.8	9.3
10-03-16	8.2	12	9.7
11-03-16	7.9	9	9.1
12-03-16	8	9	8.1
13-03-16	9.4	9.7	8.6
14-03-16	7.3	8.3	7.8
15-03-16	3.3	3.7	6.1
16-03-16	2.5	3.5	5.3
17-03-16	3.1	4.2	5.9
18-03-16	3.6	4.4	4.8
19-03-16	6.1	7.7	6.4
20-03-16	5.3	6.7	7.1
21-03-16	4.5	6.5	7.4
22-03-16	6.9	10	8
23-03-16	9.5	10.6	9.9
24-03-16	11.1	12.1	10.2
25-03-16	9.8	11.6	10.1
26-03-16	5.5	7.1	7.7
27-03-16	3.9	5.3	4.8
28-03-16	3.6	4.3	5.5
29-03-16	2.4	4.1	5.5
30-03-16	6.6	8.1	7.2
31-03-16	9.5	11.2	9.1
01-04-16	10.2	11.8	11.2
02-04-16	12.2	13.3	11.8
03-04-16	12.8	14	13
04-04-16	11.9	13.7	11.8
05-04-16	13.3	14.7	12.7
06-04-16	14.4	14.7	14.2
07-04-16	14.8	15.4	14.2
08-04-16	14.3	15.1	16.2
09-04-16	15.3	19.1	17.2

10-04-16	13.6	14.4	13.9
11-04-16	8.4	8.9	8.8
12-04-16	8.2	8	9.2
13-04-16	11.3	12.7	13.1
14-04-16	12.2	13.4	12.9
15-04-16	15	17.5	16.3
16-04-16	14.2	16.2	13.8
17-04-16	14.7	16.1	14.2
18-04-16	16.1	17.3	15.6
19-04-16	17.5	17.4	16
20-04-16	16.6	17.3	17.8
21-04-16	12.4	13.7	13.7
22-04-16	10.6	12.2	12.5
23-04-16	12.6	12.9	13.6
24-04-16	15.1	15.7	15.5
25-04-16	14.4	15.5	14.7
26-04-16	11.8	14.4	12.5
27-04-16	10	12	12.4
28-04-16	11.7	12.9	12
29-04-16	13.1	14.1	13.3
30-04-16	14.6	15.9	15.3
01-05-16	15.2	16.3	15.6
02-05-16	16.4	15.9	16.2
03-05-16	14.1	14	15.3
04-05-16	9	10	9.9
05-05-16	8.8	10.3	9
06-05-16	8.8	9.2	9.5
07-05-16	10.3	12.2	11.8
08-05-16	12.1	12.7	12.1
09-05-16	14.7	15.3	14.5
10-05-16	15.5	15.7	14.8
11-05-16	15.2	16.2	15.8
12-05-16	15.3	16.9	15.7
13-05-16	17.6	18.6	17.7
14-05-16	15	16.2	15.5
15-05-16	16.3	17.2	17.5
16-05-16	15.8	16.6	16.2
17-05-16	15.4	17.1	15.8
18-05-16	14.5	14.9	14.8
19-05-16	12.2	13.9	14.6
20-05-16	13.8	14.8	14.5
21-05-16	14.7	15.9	15.6
22-05-16	13	13.9	14.7
23-05-16	10.3	10.9	12.1
24-05-16	12.4	14.3	14.8

25-05-16	14.1	15.9	15.2
26-05-16	12.8	14.8	14.8
27-05-16	12.6	14.1	14.6
28-05-16	12.7	14.2	14.6
29-05-16	14	16.3	16.8
30-05-16	17.3	19.1	17.9
31-05-16	19.9	22.5	20
01-06-16	19.7	22.2	20.1
02-06-16	20.2	22.2	20.9
03-06-16	20	22.9	20.3
04-06-16	18.4	20.8	18.8
05-06-16	18.3	19.9	19.2
06-06-16	18.7	19.3	18.2
07-06-16	16.2	17.9	17.5
08-06-16	14.2	15.2	16.5
09-06-16	15.5	16.9	17.7
10-06-16	15.8	16.2	16.3
11-06-16	16.6	18.1	16.8
12-06-16	19.2	20.5	19.2
13-06-16	20.2	21.1	20.4
14-06-16	17.6	19.6	18.1
15-06-16	18.2	19.5	19.1
16-06-16	19.5	21.6	20.9
17-06-16	22.1	23.5	23.2
18-06-16	23.2	25.1	24.1
19-06-16	24.2	24.1	25.3
20-06-16	25.2	24.5	24.1
21-06-16	25.2	27	25.3
22-06-16	25.3	26.5	26.4
23-06-16	26.9	27.3	25.6
24-06-16	26.7	27.8	26.4
25-06-16	26.3	27.4	25.4
26-06-16	25.5	26	25
27-06-16	23.4	25.4	22.7
28-06-16	23.3	23.7	23.9
29-06-16	19.4	21.7	21
30-06-16	18.7	20.2	19.2
01-07-16	21.7	23.3	23.4
02-07-16	23.7	24.7	24.8
03-07-16	24.4	24.6	22.7
04-07-16	24.9	25.8	25.8
05-07-16	22.9	23.7	24.3
06-07-16	23.5	24.2	24.6
07-07-16	24	23.5	22.6
08-07-16	23.3	24	24.4

09-07-16	23.1	24.3	23.8
10-07-16	23.8	24	22.3
11-07-16	22.6	24.1	24.1
12-07-16	23.4	24.7	23.5
13-07-16	24	24.9	23.3
14-07-16	26.2	26.5	24.4
15-07-16	26.8	28	25.5
16-07-16	26.1	27.5	25.6
17-07-16	27.3	29.8	26.6
18-07-16	26.9	29.3	26.2
19-07-16	24.6	25.2	25.2
20-07-16	22.9	21.9	23.5
21-07-16	20.1	21.3	21.3
22-07-16	22.6	22.3	23.4
23-07-16	23.4	24.3	23.5
24-07-16	23.2	24.3	25.8
25-07-16	23.8	25.1	25.5
26-07-16	23.9	24.3	23.4
27-07-16	24.9	25.1	23.6
28-07-16	25.9	25.9	24.5
29-07-16	27	26.7	25
30-07-16	26.4	27	25
31-07-16	25.5	26.2	23.3
01-08-16	26.6	27.3	25.4
02-08-16	26.7	27.7	25.9
03-08-16	26.6	28.3	24.3
04-08-16	23.9	24.9	25.1
05-08-16	23.9	23.4	24.1
06-08-16	22.6	23.3	23.5
07-08-16	23.5	25.1	24.5
08-08-16	25.2	26.2	26.3
09-08-16	25.7	25.7	24.5
10-08-16	25.9	26.1	24.6
11-08-16	25.5	26	24.8
12-08-16	27.3	26.9	25.3
13-08-16	24.2	25.2	25.4
14-08-16	20.7	21.6	23.3
15-08-16	21.8	23.6	24.2
16-08-16	23.2	24.2	23.3
17-08-16	21.5	22.3	23.7
18-08-16	23.4	23.2	21.7
19-08-16	24.8	24.5	22.7
20-08-16	25.3	25.4	24.2
21-08-16	24.2	25.2	23.9
22-08-16	22.3	21.9	22.8

23-08-16	23.8	24.1	24.2
24-08-16	26.2	25.3	25
25-08-16	25.3	25.3	25.3
26-08-16	24.8	24.8	24.1
27-08-16	23.7	22.2	23.9
28-08-16	22.4	22.5	22.4
29-08-16	23.2	23.1	22.1
30-08-16	22.7	23.3	22.4
31-08-16	22.4	24	23.7
01-09-16	22.2	23.3	24
02-09-16	21.6	22.2	22.2
03-09-16	21.7	22.9	21.6
04-09-16	20.4	21.3	19.5
05-09-16	20.9	21.1	19.2
06-09-16	20.5	21.3	20.8
07-09-16	22.2	22.6	21
08-09-16	23.2	23.2	21.7
09-09-16	22.6	23.3	21.6
10-09-16	23.8	23.8	22.7
11-09-16	22.6	22.2	22.6
12-09-16	21.5	22	20.9
13-09-16	20.9	21	19.9
14-09-16	19.5	19.1	19.5
15-09-16	17.3	18.1	19.3
16-09-16	16.8	17.7	20.3
17-09-16	16.5	17.1	19.4
18-09-16	18	18	17.8
19-09-16	20.3	21.4	20.9
20-09-16	17.9	19.7	19.2
21-09-16	14.8	15.6	16
22-09-16	15.9	17.1	16.5
23-09-16	13.9	14.5	15.6
24-09-16	11.1	12.3	14.3
25-09-16	12.8	13.8	12.2
26-09-16	12.7	13	12.3
27-09-16	14.2	15.2	13.3
28-09-16	15.7	16.5	16.7
29-09-16	14.4	15.1	15.3
30-09-16	15	15.6	15.3
01-10-16	15.9	15.5	14.7
02-10-16	16.4	16.6	16.2
03-10-16	17.4	17.8	16.6
04-10-16	17.3	18.6	17.1
05-10-16	17.3	18.4	17.8
06-10-16	17.1	17	16.8

07-10-16	17.1	17.6	16.5
08-10-16	16.2	17.6	17
09-10-16	17	17.4	16.6
10-10-16	14.8	15.4	14.9
11-10-16	15.3	17.1	16.2
12-10-16	18	20.1	18.1
13-10-16	17.2	19	18.4
14-10-16	14.7	16	16.3
15-10-16	11.3	13.3	15.7
16-10-16	11.5	10.4	13.1
17-10-16	12.9	14	12.8
18-10-16	11.4	12	14.3
19-10-16	11.6	10.5	10
20-10-16	11	11.7	11.7
21-10-16	11.7	11.6	12
22-10-16	9.3	12.5	12.8
23-10-16	12.75	14.9	13.6
24-10-16	16.2	12.6	13.4
25-10-16	12.3	13.3	14.9
26-10-16	11.1	11.5	13.6
27-10-16	10.9	10.3	10.5
28-10-16	13.6	13.5	13.4
29-10-16	12.4	12.4	11.6
30-10-16	9.9	12.8	11.8
31-10-16	6.4	7.5	10.8
01-11-16	5.8	6.4	8.4
02-11-16	2.9	3.8	5.7
03-11-16	4.3	4.2	5.8
04-11-16	6.5	7.1	7.6
05-11-16	8	8.6	7.4
06-11-16	8.2	9.2	9.3
07-11-16	10.6	11.3	12.9
08-11-16	13.2	14.1	14.4
09-11-16	11.9	12.7	14.2
10-11-16	12.1	14.5	13.8
11-11-16	8.4	9.4	10
12-11-16	8.6	7.8	9.4
13-11-16	9	10	11.5
14-11-16	10.3	10.9	10.8
15-11-16	7.3	6.4	9.9
16-11-16	3.7	4.2	6.1
17-11-16	1.1	1.3	4.6
18-11-16	3.8	1.2	2.4
19-11-16	5.2	3.3	3.6
20-11-16	5.3	4	3.6

21-11-16	6.4	4.3	3.7
22-11-16	5.9	4.9	4
23-11-16	6.4	4.4	4.8
24-11-16	4.5	2.9	3.5
25-11-16	2.7	2.7	3.9
26-11-16	2.8	2.5	3.6
27-11-16	3.2	2.3	4
28-11-16	7.2	8.8	9.4
29-11-16	7.6	9.5	8
30-11-16	3.5	4.2	5.5
01-12-16	0.9	2.2	4.3
02-12-16	-0.2	0.4	1.8
03-12-16	3.5	6.2	3.6
04-12-16	5.8	6.1	7.5
05-12-16	4.1	4.4	5.7
06-12-16	0.6	-0.5	1.1
07-12-16	2.8	2.5	4.6
08-12-16	0.8	1.6	3.7
09-12-16	-1.2	-2.6	-0.2
10-12-16	1	0.3	0.5
11-12-16	1.5	1.2	2
12-12-16	2.6	2.5	6.9
13-12-16	4.3	5.5	6
14-12-16	-3	-2.7	-0.8
15-12-16	-5.1	-5.6	-2
16-12-16	-2.6	-1.8	-1.2
17-12-16	-3.1	-1.6	0
18-12-16	-5	-3.6	-2.4
19-12-16	-3.7	-5.7	-3.8
20-12-16	-4.3	-4.5	-1.1
21-12-16	-2.5	-1.9	-0.1
22-12-16	-3.7	-3.2	-0.6
23-12-16	-2.4	-3.5	-1.3
24-12-16	-0.8	-2.75	1.2
25-12-16	1.8	-2	3.3
26-12-16	-1.9	-1.25	-0.5
27-12-16	-0.3	-0.5	0.9
28-12-16	-2.9	-3.6	-1.7
29-12-16	-0.1	0.5	1.4
30-12-16	-2.8	-1.5	-1.2
31-12-16	-3.4	-2.3	-1.4
01-01-17	-10.3	-6	-5.1
02-01-17	-6	-5.2	-2.6
03-01-17	-8.5	-6.5	-4.7
04-01-17	-6.7	-5.3	-3.7

05-01-17	-0.6	1.2	2.6
06-01-17	3.5	7	5.5
07-01-17	1.5	4	4.5
08-01-17	-4.5	-2.7	-1.4
09-01-17	-7.1	-5.1	-3
10-01-17	-6.2	-4.6	-4.2
11-01-17	-1.4	2.3	1.3
12-01-17	-2.6	1.9	1.9
13-01-17	-6.2	-2.2	-0.3
14-01-17	-6	-4.6	-2.4
15-01-17	-1.5	-0.5	2.5
16-01-17	2.2	4.4	4
17-01-17	2.2	3.2	4.2
18-01-17	2.3	3.1	3.9
19-01-17	-2.3	0.4	-0.1
20-01-17	0	2.1	1.5
21-01-17	0.3	1.8	2.6
22-01-17	-5	-1.1	0
23-01-17	-5.8	-3.5	-2.2
24-01-17	-4.6	-3.5	-2
25-01-17	-1.2	0.1	0.8
26-01-17	-1.5	-1.3	0.1
27-01-17	-6.2	-5.6	-3.5
28-01-17	-7	-5.8	-4
29-01-17	-8.9	-7.5	-4.3
30-01-17	-8.7	-7.3	-5.2
31-01-17	-10.3	-8	-3.9
01-02-17	-11.9	-9.2	-4.4
02-02-17	-9.7	-7.7	-5.7
03-02-17	-7.2	-5.2	-4.8
04-02-17	-0.1	0.5	1.1
05-02-17	1.3	1.4	3.2
06-02-17	3.2	3.6	6.4
07-02-17	2.3	5.3	7.6
08-02-17	2.8	5.1	4.5
09-02-17	2.9	4.8	4.4
10-02-17	0.9	3.1	2.5
11-02-17	-0.3	1	1.9
12-02-17	0.7	1.8	2.9
13-02-17	-4.1	-2.2	-1.3
14-02-17	-3.9	-2.8	-3.2
15-02-17	-6	-2.6	-1.5
16-02-17	-2.5	-1.4	-0.4
17-02-17	-4.8	-1.7	-0.5
18-02-17	-1.6	-0.6	-0.5

19-02-17	1.9	3.6	4.4
20-02-17	0.9	3.4	3.2
21-02-17	4	6.2	4.9
22-02-17	4.7	6	6.9
23-02-17	3.8	5.3	4.9
24-02-17	3.7	5.6	6.5
25-02-17	7.4	7.2	8.2
26-02-17	4.7	6.8	5.7
27-02-17	5.1	6.6	4.8
28-02-17	5.5	6.2	3.9
01-03-17	6.8	7.7	5.8
02-03-17	6.5	8.9	7.9
03-03-17	4.2	5.2	4.8
04-03-17	5	7.4	5.9
05-03-17	5.5	7.1	6.7
06-03-17	5.9	6	6.2
07-03-17	6.9	8.2	8.2
08-03-17	5.9	8.7	7.9
09-03-17	8.6	9.8	8.8
10-03-17	7.1	8	7.2
11-03-17	6	7	5.8
12-03-17	4.6	5.8	4.7
13-03-17	4.8	6.4	6
14-03-17	2	3.7	4.3
15-03-17	1.9	2.9	3.8
16-03-17	2.8	3.5	4
17-03-17	2.5	3.5	4.5
18-03-17	0.6	2.4	2.4
19-03-17	4	4.1	3.6
20-03-17	7.6	10	8.5
21-03-17	8.4	10.7	9.3
22-03-17	8.1	9.8	8.5
23-03-17	8.5	9.6	10.2
24-03-17	9.4	10.9	10.9
25-03-17	10	11	9.2
26-03-17	10.2	13.3	10.7
27-03-17	11.2	12	11.6
28-03-17	8.3	9.5	9.8
29-03-17	4.7	9.6	9.3
30-03-17	12	10	9.7
31-03-17	8.4	9.3	10
01-04-17	8.8	10.4	10.6
02-04-17	9.2	9.6	10.7
03-04-17	9.6	11	9.7
04-04-17	10.8	11.7	11.9

05-04-17	11.4	13.1	13.2
06-04-17	10	10.5	10.9
07-04-17	8.9	9.2	9.4
08-04-17	6.2	7.8	8.8
09-04-17	4.6	5.5	7.3
10-04-17	4.9	6.5	7.6
11-04-17	6.8	8.3	8.4
12-04-17	10.4	11.6	11.2
13-04-17	9.1	10.3	10.3
14-04-17	10.9	13.9	11.4
15-04-17	10.7	14.1	11.3
16-04-17	11.8	12.5	12.4
17-04-17	10.6	11.7	11.2
18-04-17	10.1	11.5	9.8
19-04-17	11	12.1	11.8
20-04-17	12.3	12.7	12
21-04-17	10.2	11.8	11.5
22-04-17	10.1	10.4	11
23-04-17	5.5	6.1	7.3
24-04-17	5.3	7.2	8.3
25-04-17	8.4	9.9	10.7
26-04-17	11	12.4	11.1
27-04-17	11.7	13.7	12.1
28-04-17	13.6	14.8	12.8
29-04-17	14.9	16.1	15
30-04-17	15.3	16.4	15.6
01-05-17	14	14.9	13.8
02-05-17	14.6	15.6	14.4
03-05-17	15.2	16.2	15.2
04-05-17	15	16.3	15.9
05-05-17	14.6	15.9	15.1
06-05-17	13.3	14.6	14.1
07-05-17	12.2	14.1	14.6
08-05-17	14.3	16.7	14.4
09-05-17	15.6	19.2	15.3
10-05-17	16.6	18.3	16.8
11-05-17	14.6	16	17
12-05-17	16.1	17	16.2
13-05-17	18.1	21.7	19.8
14-05-17	16.35	23.2	22.9
15-05-17	14.6	17.8	18.7
16-05-17	14.3	16.1	16.8
17-05-17	15.2	16.5	15.7
18-05-17	12.6	13.2	14.7
19-05-17	11.8	11.3	11.9

20-05-17	10.9	11.5	12.3
21-05-17	11	13.8	13.9
22-05-17	11.2	12.2	12.6
23-05-17	10.6	13.7	14.4
24-05-17	11.3	14.7	14.6
25-05-17	14.5	13.2	15.2
26-05-17	13.4	12.2	14.5
27-05-17	13.4	12.5	13.4
28-05-17	13.1	12.9	13.6
29-05-17	14	14.6	15.2
30-05-17	12.5	12.9	13.7
31-05-17	13.3	14.9	14.4
01-06-17	13.6	15	14.6
02-06-17	16.4	18.7	18.9
03-06-17	18.2	18.7	18.6
04-06-17	17	19.1	17.1
05-06-17	15.1	15.8	16.4
06-06-17	15.8	17.3	16.2
07-06-17	19.2	20.2	19.5
08-06-17	18.9	19.6	19.4
09-06-17	19.1	19.7	19.9
10-06-17	17.7	19	19.7
11-06-17	16.9	18.8	19.5
12-06-17	19.3	19.5	19.8
13-06-17	17.4	17.7	19.1
14-06-17	17.6	19	19.1
15-06-17	18.1	20	21.1
16-06-17	18.2	20.1	19.1
17-06-17	18.5	20.1	19.3
18-06-17	17.2	19.6	18.4
19-06-17	15.9	17.6	17.9
20-06-17	13	15.3	16.7
21-06-17	16.2	17.8	18.2
22-06-17	17.8	18.7	19.1
23-06-17	19	20.9	20.8
24-06-17	20.4	22	21
25-06-17	22	25.2	24.1
26-06-17	22.1	23.3	21.6
27-06-17	23.3	23.5	21.4
28-06-17	23.9	25.6	26.4
29-06-17	24.3	25	24.4
30-06-17	25.3	26.5	26.4
01-07-17	27	28.1	28.5
02-07-17	26.8	27.3	26.8
03-07-17	26.2	26.9	25.1

04-07-17	24.3	26.1	24.9
05-07-17	22.5	23.8	24.5
06-07-17	24	26.2	23.9
07-07-17	22.2	24	24.8
08-07-17	21.6	22.2	23.5
09-07-17	22.2	23.3	24.8
10-07-17	24.1	25	23.8
11-07-17	25.3	25.9	24
12-07-17	26.2	26.3	24.9
13-07-17	25.1	26.6	25.1
14-07-17	26	27.4	26.1
15-07-17	25.5	26.2	22.6
16-07-17	23.8	23.9	21.2
17-07-17	24.5	25	18.4
18-07-17	23.7	25.5	20.6
19-07-17	22.8	24.4	28.1
20-07-17	23.6	24.9	24.9
21-07-17	25.9	26.2	22.2
22-07-17	23.7	24.8	24.7
23-07-17	24.8	26.3	26.2
24-07-17	25.1	31.2	23.5
25-07-17	25.1	26.2	23.1
26-07-17	25.6	28.2	24
27-07-17	25.1	26.4	24.9
28-07-17	21	22.3	27.2
29-07-17	20	21.3	20.1
30-07-17	23.4	24.6	24.9
31-07-17	24.5	24.9	24.8
01-08-17	26.1	26	23.9
02-08-17	26.4	27.3	22.9
03-08-17	22.6	25.8	23
04-08-17	21	21.4	22.9
05-08-17	19.8	21.2	22.3
06-08-17	20.3	21.7	21.25
07-08-17	22.8	24.4	20.2
08-08-17	25.2	27.1	24.4
09-08-17	28.7	28.6	30.5
10-08-17	29	29.7	27.9
11-08-17	27.5	32.7	26.6
12-08-17	26.5	28	26.2
13-08-17	25	26.2	24.7
14-08-17	25.4	26.5	24.5
15-08-17	24.3	25.8	25.3
16-08-17	22.7	23.3	24.5
17-08-17	23.8	24.1	23.1

18-08-17	22.6	22.9	22.1
19-08-17	22.6	24.9	23.8
20-08-17	24.3	24.3	23.4
21-08-17	20.8	21.8	21.1
22-08-17	20.5	21.2	21.1
23-08-17	19.1	20.8	22
24-08-17	20.9	22	21.8
25-08-17	22.1	23.5	23.8
26-08-17	21.2	23.4	22.6
27-08-17	21.6	22.8	21.2
28-08-17	21.8	22.4	21.2
29-08-17	22.6	23.7	21.3
30-08-17	21.2	21.4	20.1
31-08-17	22.61666667	19.5	20.4
01-09-17	24.03333333	21	19.4
02-09-17	25.45	21.3	19.6
03-09-17	26.86666667	22.2	20.4
04-09-17	28.28333333	24.1	21.8
05-09-17	29.7	25.5	22.3
06-09-17	19	20.5	20.5
07-09-17	16.7	18.1	17.4
08-09-17	18.2	18.6	25.9
09-09-17	19.9	20.9	25.66666667
10-09-17	21.6	23.6	25.43333333
11-09-17	22.9	25.2	25.2
12-09-17	22.7	25.8	23.2
13-09-17	22.4	24.2	22.5
14-09-17	22.3	22.4	22
15-09-17	21.3	21.9	19.5
16-09-17	23.5	23.2	20.2
17-09-17	24.6	24.7	22.3
18-09-17	24	24.3	22.9
19-09-17	22.3	25.5	22
20-09-17	21.9	25.2	22.1
21-09-17	22.2	24.2	22
22-09-17	18.5	19.2	19.5
23-09-17	15	16.8	18.3
24-09-17	16	15.5	15.5
25-09-17	18.5	18.2	17.7
26-09-17	19.7	21	19.4
27-09-17	17.3	18.6	17.4
28-09-17	18.9	17.7	17
29-09-17	17	17.7	17.5
30-09-17	13.9	14.2	15.7
01-10-17	14.2	14.1	15.6

02-10-17	12.1	12.8	15
03-10-17	12.9	14.3	16.6
04-10-17	11.2	11.6	13.4
05-10-17	11.9	11.5	14.1
06-10-17	11.7	12.2	12.7
07-10-17	13.7	14.5	14.9
08-10-17	14.6	16.8	14.6
09-10-17	11.7	12.5	13.5
10-10-17	10.4	10.9	11.4
11-10-17	10.5	11.1	12.9
12-10-17	11.4	11.2	12.1
13-10-17	11.4	11.3	11.5
14-10-17	10.6	11.1	11.5
15-10-17	11.5	12.5	14.1
16-10-17	12.5	13.6	15.3
17-10-17	14.1	14.8	15.8
18-10-17	11.8	13.4	12.8
19-10-17	12.2	12.3	10.9
20-10-17	12	11.9	11.2
21-10-17	12.7	12.2	11.5
22-10-17	11.5	12.5	12
23-10-17	11.9	11.6	12.3
24-10-17	12.4	15.6	14.1
25-10-17	11.8	11.5	12.5
26-10-17	10.1	11.1	12.5
27-10-17	12.7	11.2	12.5
28-10-17	11.4	12.6	12.6
29-10-17	11.1	12.6	12.6
30-10-17	9.6	11.3	12.7
31-10-17	7.8	9	9.6
01-11-17	3.6	3.4	8.2
02-11-17	4.1	3.3	4.5
03-11-17	4.6	4.8	5.6
04-11-17	6.9	7.1	8.5
05-11-17	6.6	6.8	8.8
06-11-17	6.5	6.4	8.3
07-11-17	6	5.5	6
08-11-17	6.2	6.8	6.1
09-11-17	8.3	6	6
10-11-17	6.9	6.9	6.9
11-11-17	5.8	6.5	7.2
12-11-17	6.6	7	8.1
13-11-17	8.6	8.6	9.7
14-11-17	9.5	11.1	10.9
15-11-17	7.3	8.1	8.2

16-11-17	7.8	6.9	7
17-11-17	6.8	5.9	7.1
18-11-17	7.5	6.3	6.4
19-11-17	5.7	9.2	7.4
20-11-17	8	9.1	9.5
21-11-17	1.9	3.2	4.2
22-11-17	-1.7	-0.1	3
23-11-17	3.1	4.3	4.8
24-11-17	5.2	4.2	4.7
25-11-17	3.3	2.3	3.1
26-11-17	4.1	4.3	6.7
27-11-17	7.3	9	8.6
28-11-17	7.2	8.7	8.5
29-11-17	3.9	5	5.6
30-11-17	2.5	2.4	4.7
01-12-17	6.4	4.7	8.3
02-12-17	6.2	6.4	9.3
03-12-17	5.3	5.6	5.9
04-12-17	5.9	4.3	6.2
05-12-17	4.8	6.6	8.2
06-12-17	0.2	0.5	2.4
07-12-17	-2.2	0.4	2.2
08-12-17	-3.3	-3	0.2
09-12-17	1.1	1.6	2.4
10-12-17	5.7	9.2	7
11-12-17	7.2	8.2	8.6
12-12-17	3.6	4.3	4
13-12-17	3.1	3.4	4.6
14-12-17	1.5	1.8	2.8
15-12-17	3	1.6	5.2
16-12-17	7.5	6.2	9.4
17-12-17	9	11	9.6
18-12-17	8.7	11.9	10
19-12-17	6.2	8	8
20-12-17	4.9	5.7	6.9
21-12-17	5.6	3.7	6.2
22-12-17	7.8	8.2	10.1
23-12-17	6.8	8.9	9.9
24-12-17	-1.2	-0.9	1.4
25-12-17	-2.7	-2	1.5
26-12-17	-4	-3.4	-1
27-12-17	-2.6	-2.7	-1.1
28-12-17	-0.2	-1.1	2.2
29-12-17	5.6	8.1	7.4
30-12-17	4.7	7.2	5.3

31-12-17	4.3	5.2	5.2
01-01-18	2.1	2.6	5.1
02-01-18	1.1	1	2.6
03-01-18	4.7	7.4	7.3
04-01-18	3.1	4.3	5
05-01-18	4.2	4.7	5.9
06-01-18	3.4	2.8	4.8
07-01-18	1.9	0.8	1.6
08-01-18	1.6	1.6	1.8
09-01-18	2.8	2.4	1.4
10-01-18	2.7	2.7	3.4
11-01-18	3.5	5.4	7.4
12-01-18	6.2	6.6	7.9
13-01-18	4	5.2	6.2
14-01-18	1.8	3.1	3.7
15-01-18	1.6	2	3.4
16-01-18	0.3	0.5	1.4
17-01-18	2.3	3.4	4.7
18-01-18	3.8	6.1	5.7
19-01-18	-0.5	0.3	1.7
20-01-18	0.7	-1.1	1.5
21-01-18	4.9	7	6.6
22-01-18	4.6	5.4	3.9
23-01-18	2.3	3.3	4.2
24-01-18	-0.7	0	1.9
25-01-18	-4.3	-2.6	-0.1
26-01-18	-2.5	-1.4	0.4
27-01-18	-0.6	0.6	2
28-01-18	-1.1	-0.6	1.7
29-01-18	-0.5	1	2.3
30-01-18	1.1	1.5	1.1
31-01-18	1.9	2.2	2
01-02-18	1.8	2.2	3.1
02-02-18	5.3	6.1	7.9
03-02-18	5.4	5.7	8
04-02-18	6	5.9	8.7
05-02-18	8.5	9.1	10.3
06-02-18	4.6	5.3	6.9
07-02-18	4.7	5.1	6.1
08-02-18	9.8	9.9	10.9
09-02-18	7.3	8.2	7.9
10-02-18	5.5	6.1	7.2
11-02-18	8.5	12.4	9.9
12-02-18	5.2	6.8	5.9
13-02-18	4.2	5.4	6.7

14-02-18	1.4	2.5	3.8
15-02-18	5	6.1	6.4
16-02-18	6.3	6.4	6
17-02-18	7.2	6.2	6.1
18-02-18	4.9	5.6	6.5
19-02-18	4.1	3.7	4.3
20-02-18	5.2	5.8	6.8
21-02-18	5.9	6.9	7
22-02-18	4.7	6.1	7
23-02-18	5.3	6.3	5.7
24-02-18	6.1	6.5	6.7
25-02-18	3.7	6	5.6
26-02-18	4.8	5.5	5.6
27-02-18	4.1	6.6	5.4
28-02-18	5.4	7.7	6.7
01-03-18	5	5.8	6.7
02-03-18	3.7	4.2	4.7
03-03-18	8.6	10.6	8.8
04-03-18	8.4	10.7	9.1
05-03-18	8.5	9.6	9.3
06-03-18	9.4	11.5	10.9
07-03-18	10.4	12.1	11.6
08-03-18	9.9	12.2	11.2
09-03-18	7.5	8.8	9.1
10-03-18	6.9	8	7.2
11-03-18	7.4	9.2	9
12-03-18	9.1	10.1	9.9
13-03-18	8.9	9.5	9.5
14-03-18	8.6	9.7	9.4
15-03-18	6.2	6.4	7.2
16-03-18	5.9	7.6	8.2
17-03-18	10.7	11.8	10.9
18-03-18	11.4	13.1	12.3
19-03-18	10.3	12.6	12.4
20-03-18	11.2	14.6	11.5
21-03-18	9.4	10.8	10.8
22-03-18	9.8	10.8	10
23-03-18	14.1	16.1	13.3
24-03-18	8.9	10.1	11.1
25-03-18	8	9.7	8.8
26-03-18	8.9	10	10.2
27-03-18	11.3	13.6	11.4
28-03-18	11.9	13.1	11.9
29-03-18	5.7	5.7	6.7
30-03-18	7.9	7.9	8.2

31-03-18	8.4	8.6	7.7
01-04-18	11.8	12.3	12.6
02-04-18	8.8	11.5	10.7
03-04-18	7	9.1	10.8
04-04-18	8.4	9.7	10.7
05-04-18	11.3	12	11.2
06-04-18	12.5	12.9	12.3
07-04-18	12.2	13.5	12.7
08-04-18	11.2	11.2	11.1
09-04-18	8.6	10.6	9.7
10-04-18	10.7	11.4	10.7
11-04-18	12.8	13.1	12.6
12-04-18	14.5	15.5	14.7
13-04-18	15.8	16.2	15.1
14-04-18	16.3	16.7	15.4
15-04-18	15.4	15.7	15.2
16-04-18	13.4	14.8	14.8
17-04-18	15.7	15.9	16.4
18-04-18	15.1	16.2	15.4
19-04-18	14.3	16.4	15.4
20-04-18	13.1	14	15.5
21-04-18	7.2	8.6	10.2
22-04-18	10	11	13
23-04-18	12.6	13.5	13.6
24-04-18	14.8	15.8	14.9
25-04-18	15.4	16.2	15.9
26-04-18	15.3	15.8	15
27-04-18	15.5	17.2	15.4
28-04-18	17	16.7	16.6
29-04-18	16.9	17	16.6
30-04-18	17.6	13.6	17.3
01-05-18	11	17.7	17.3
02-05-18	16.4	16.5	16.4
03-05-18	16.2	16.2	16.1
04-05-18	17.8	18.9	18.3
05-05-18	18.4	18.3	17.9
06-05-18	13.9	14.7	14.5
07-05-18	11.6	12.5	13.6
08-05-18	10.3	11.8	11.5
09-05-18	10.7	13.5	13.8
10-05-18	13.1	14.4	13.4
11-05-18	12.5	13.6	13.6
12-05-18	12	14.1	13.5
13-05-18	12.9	14	14.4
14-05-18	14.7	15.6	15.8

15-05-18	13.2	17.1	16.4
16-05-18	16.9	18.8	18
17-05-18	19.1	20	19.8
18-05-18	18.4	19.8	18
19-05-18	19.7	20	19.4
20-05-18	18.4	19.7	18.3
21-05-18	18.9	20.5	18.9
22-05-18	19.4	19.3	20.6
23-05-18	18.2	20.7	20.2
24-05-18	19.2	20.3	18.5
25-05-18	16.7	16.7	17.5
26-05-18	14.5	13.7	15.2
27-05-18	15	16.1	15.8
28-05-18	18.1	17.3	16.6
29-05-18	17.1	17.3	17.4
30-05-18	15.6	16.8	16.9
31-05-18	15.3	16.4	16.2
01-06-18	16	16.7	17.9
02-06-18	18.5	19.9	20.8
03-06-18	18.3	19.1	19.1
04-06-18	18.2	19.6	19.5
05-06-18	17.8	19.4	19.5
06-06-18	18.3	19.9	19.4
07-06-18	20	21.3	20.2
08-06-18	21.6	22.5	21.9
09-06-18	22.8	23.8	22.5
10-06-18	22.5	24.2	23
11-06-18	21.6	22.2	21.4
12-06-18	20.4	20.1	21.8
13-06-18	20.8	21	20.8
14-06-18	20.5	20.5	21.8
15-06-18	19.7	19.1	18.9
16-06-18	16.8	18.7	16.3
17-06-18	16.4	17.5	16.9
18-06-18	16.8	18.3	17.5
19-06-18	17.1	16.6	17.7
20-06-18	17.7	17.9	17.8
21-06-18	19.5	20.1	19.6
22-06-18	18.7	19	18.2
23-06-18	19	19.5	19.6
24-06-18	20.6	20.7	20.5
25-06-18	20.4	21.2	20.8
26-06-18	21.7	21.2	20.9
27-06-18	21.2	20.7	21.2
28-06-18	21.8	22	20.4

29-06-18	20.5	21	20.2
30-06-18	20	21	20.1
01-07-18	21.3	21.9	20.9
02-07-18	24.6	24.1	22.8
03-07-18	25.2	25.3	25.5
04-07-18	23.2	24.4	25.4
05-07-18	23.1	24.6	25.3
06-07-18	22.9	24.6	25.1
07-07-18	23.8	24.4	23.6
08-07-18	23.6	24.3	23.5
09-07-18	24.2	24.3	23.3
10-07-18	24	24.8	23
11-07-18	25	26.2	24
12-07-18	25.4	26.5	25.8
13-07-18	25.4	26.2	26.7
14-07-18	23.9	25	25.8
15-07-18	22.4	23.3	24.4
16-07-18	22.4	23.5	24.4
17-07-18	22.5	24	24.3
18-07-18	23.2	25	24
19-07-18	23.2	24.5	22.6
20-07-18	22.9	23.8	24.1
21-07-18	23.5	24.9	24.8
22-07-18	23.8	25.8	26
23-07-18	23.9	25.2	26
24-07-18	22.9	25.6	24
25-07-18	22.5	23.2	22.6
26-07-18	22.1	21.5	22
27-07-18	21.3	21.7	21.5
28-07-18	21.9	22.4	23.3
29-07-18	23.6	24.7	23.7
30-07-18	24.7	24.7	23.8
31-07-18	24.3	23.8	24.3
01-08-18	22.6	23.1	23.4
02-08-18	24.6	25.8	26.4
03-08-18	25.1	26.2	26.6
04-08-18	23.2	24.1	22.7
05-08-18	22.3	20.6	22.4
06-08-18	22.4	22.2	22.7
07-08-18	21.5	22.1	22.3
08-08-18	21.8	21.3	23.4
09-08-18	23.3	24.1	25.2
10-08-18	22.4	23.2	24.5
11-08-18	21.7	23.1	24.1
12-08-18	20.9	21.4	21.8

13-08-18	22.6	22.5	22.9
14-08-18	21	22.1	21.6
15-08-18	22.7	22.7	21.7
16-08-18	24.3	24.3	22.5
17-08-18	24.6	26.3	23.9
18-08-18	24.4	25.2	24
19-08-18	25.1	26.1	26.1
20-08-18	24.7	26	24.7
21-08-18	23.4	23.8	22.8
22-08-18	24	24.2	23.4
23-08-18	26.2	26.9	24.6
24-08-18	24.6	25.7	24.1
25-08-18	24.4	25.6	24.1
26-08-18	24.6	26.1	23.5
27-08-18	24.2	24.4	23.4
28-08-18	23.8	23.4	23
29-08-18	23.5	23.6	22.6
30-08-18	22.9	23.2	22.8
31-08-18	24.8	25.3	24.5
01-09-18	25.9	25.6	24.1
02-09-18	25.6	24.9	23.5
03-09-18	25.5	25.7	24.2
04-09-18	24.7	25.1	22.7
05-09-18	24.2	25.8	24
06-09-18	22.2	23.5	22.6
07-09-18	19	20.6	21.1
08-09-18	20.9	21.1	20.1
09-09-18	19.3	20.5	20.3
10-09-18	17.5	18.2	20.9
11-09-18	17.4	18.1	18.9
12-09-18	19.2	20.4	19.5
13-09-18	21.6	21.2	19.4
14-09-18	18.8	18.4	19.2
15-09-18	17	18	19.7
16-09-18	18.4	19.7	19.9
17-09-18	20	20.3	21
18-09-18	19.6	20.7	21.4
19-09-18	19.5	20.4	19.2
20-09-18	19.8	20.2	18.3
21-09-18	19.7	21	19.3
22-09-18	19.8	20.2	19.2
23-09-18	20.6	20.5	18.9
24-09-18	20.1	20.5	18.6
25-09-18	14.5	21.2	20
26-09-18	12.3	14.4	17

27-09-18	13.5	15.4	16.3
28-09-18	16.2	16.6	16.1
29-09-18	16.5	17.9	18.3
30-09-18	17.9	18.5	17.7
01-10-18	15.7	16.9	16.1
02-10-18	13.8	14.5	15.1
03-10-18	15.1	16	15.7
04-10-18	15.3	17.7	17.2
05-10-18	15.7	16.6	18
06-10-18	14.8	17.1	17.1
07-10-18	13.2	14.1	13.9
08-10-18	14.7	15.2	15.5
09-10-18	13.6	14	15
10-10-18	14.6	15.1	16.6
11-10-18	14	12.6	13.2
12-10-18	14.2	12.9	13.9
13-10-18	13.3	13.2	14.3
14-10-18	13.7	13	12.7
15-10-18	14.3	13.4	13.7
16-10-18	15.1	13.7	14.3
17-10-18	16	15.6	15.7
18-10-18	14.3	15.2	15
19-10-18	15	15.3	15.5
20-10-18	15.4	15.3	15.5
21-10-18	14.8	15.8	15.6
22-10-18	12.7	12.9	13.2
23-10-18	12.4	13.4	13.8
24-10-18	12.7	14.3	13.7
25-10-18	9.9	8.7	9.4
26-10-18	8	5.6	7.4
27-10-18	5.8	5.1	7.4
28-10-18	7.9	7.2	8.9
29-10-18	9.7	8.6	8.2
30-10-18	10	9	8.1
31-10-18	11.1	10.9	8.7
01-11-18	12	11	11.1
02-11-18	12.1	12.8	11
03-11-18	10.8	10.3	10.4
04-11-18	10	9.7	9.8
05-11-18	12.6	10.3	12.3
06-11-18	10.4	9.1	10.6
07-11-18	8.3	8.5	8.8
08-11-18	7.7	7.4	8.8
09-11-18	7.7	8.2	9.7
10-11-18	8.1	8	8.3

11-11-18	8.7	7.6	8
12-11-18	7.5	6.6	7
13-11-18	6.6	6.6	7.4
14-11-18	5.6	6.7	9.2
15-11-18	3.3	4.3	7
16-11-18	3.3	4.1	6.3
17-11-18	1.7	0.3	2.4
18-11-18	5.4	3	5.8
19-11-18	8.3	8.5	11
20-11-18	8.3	8.2	9.7
21-11-18	8.6	8.6	9.8
22-11-18	9.1	8.5	9.8
23-11-18	7.7	8.2	9.8
24-11-18	6.9	7.7	8.8
25-11-18	4.6	3	4.2
26-11-18	3.5	3.5	6.4
27-11-18	10	11.8	10.4
28-11-18	11	13.4	11.3
29-11-18	8.4	9.1	9.6
30-11-18	6.2	6.9	6.9
01-12-18	6.4	5.7	7.6
02-12-18	5.7	5.9	5.6
03-12-18	8.2	8.2	8.4
04-12-18	8	8.1	8
05-12-18	8	8.9	8.3
06-12-18	6.5	5.7	7.9
07-12-18	2.8	2.4	4.8
08-12-18	1.9	1.1	3.2
09-12-18	2.2	2.6	3.9
10-12-18	6.9	7.9	8
11-12-18	4.9	6.1	6.6
12-12-18	0.9	1.1	3.4
13-12-18	-1.3	-1.1	1
14-12-18	1.8	1.8	4.1
15-12-18	5.7	5.1	8.2
16-12-18	6.8	6.7	7.7
17-12-18	5.4	5.8	5.4
18-12-18	5.6	6.2	6.5
19-12-18	4.5	4.9	5.2
20-12-18	3.2	3.7	5.4
21-12-18	2.7	1.4	2.7
22-12-18	1.1	1.1	2.2
23-12-18	0	1.5	1.9
24-12-18	2.2	3	3.8
25-12-18	6.1	8.1	7.5

26-12-18	-1.9	-1.2	1.8
27-12-18	-3.5	-2.6	0.1
28-12-18	-1.6	-0.9	1.5
29-12-18	-2.2	-3.4	-1.7
30-12-18	-1	0	2.1
31-12-18	-2.7	-2.7	-0.2
01-01-19	-0.1	-0.6	0.9
02-01-19	2	1.5	1.3
03-01-19	3.5	3.8	3.9
04-01-19	4.8	5.7	7.3
05-01-19	1.3	2.1	4.4
06-01-19	-0.8	-0.5	0.4
07-01-19	-4.7	-4	-2.1
08-01-19	-4.4	-3.9	-2
09-01-19	-10.7	-10.2	-4.5
10-01-19	-4.8	-2.4	0.2
11-01-19	3.8	7	5.1
12-01-19	3.7	6.5	5.1
13-01-19	3	3.3	4.2
14-01-19	2.9	4.2	4.7
15-01-19	2.7	5.2	4.5
16-01-19	-2.2	-1.5	-0.1
17-01-19	-2.2	-1	0.7
18-01-19	-1.9	-1.6	-1.3
19-01-19	0.8	1.8	1.9
20-01-19	2.3	2.9	4.2
21-01-19	2.8	3.2	3.7
22-01-19	3.9	4.5	5
23-01-19	4.4	5.2	5.8
24-01-19	4.9	6.5	6.2
25-01-19	3.2	4.7	4.8
26-01-19	2.3	4.9	2.1
27-01-19	2.4	4.4	3.9
28-01-19	0.6	1.8	2.4
29-01-19	0.6	3.4	2.1
30-01-19	4.1	7	3.9
31-01-19	3.4	5.3	4.8
01-02-19	3.3	5.3	5.5
02-02-19	1.5	2.2	1.8
03-02-19	2.5	2.8	2.1
04-02-19	4.1	3.9	3
05-02-19	5.1	4.5	4.7
06-02-19	7.9	8.6	8.2
07-02-19	2	3.8	4.3
08-02-19	2.2	3.1	3.6

09-02-19	3.6	4.7	4.4
10-02-19	3.3	4.5	5.2
11-02-19	1.9	2.4	3.1
12-02-19	5.1	6.4	6.7
13-02-19	5.2	7.4	6
14-02-19	3.9	4.6	4.9
15-02-19	2.3	2.9	4.9
16-02-19	2.4	3.9	4.3
17-02-19	2.5	2.7	2.8
18-02-19	2.9	3.2	3.7
19-02-19	3.6	4.1	3.6
20-02-19	3.3	4.1	3.8
21-02-19	3.3	4.7	5.6
22-02-19	4.4	4.8	5.3
23-02-19	5	6.3	5.6
24-02-19	3.3	5	4.4
25-02-19	6.3	7.4	6
26-02-19	6.1	7.3	7.3
27-02-19	1.2	2.5	3.9
28-02-19	-0.9	-0.1	1.2
01-03-19	0.4	1.8	3.9
02-03-19	4.6	5.4	6.4
03-03-19	5.9	6.9	6.7
04-03-19	3.8	4.8	4.4
05-03-19	4.4	5.5	5.4
06-03-19	5.3	6.1	7
07-03-19	8.2	10.1	8.9
08-03-19	5.4	6.1	5.1
09-03-19	6.8	7.8	7.2
10-03-19	8.9	11.5	10.1
11-03-19	8.1	9.8	9.1
12-03-19	8.8	10.9	9.2
13-03-19	7.9	9.2	7.5
14-03-19	8.7	9.2	9.8
15-03-19	6.3	7.5	6.8
16-03-19	4.1	5.3	5.8
17-03-19	5.9	8.5	9.1
18-03-19	8.5	10.3	9.7
19-03-19	10.2	10.5	9.9
20-03-19	10	10.6	10.2
21-03-19	11.5	11.1	11.9
22-03-19	8.8	9.7	9.6
23-03-19	7.8	8.6	8.8
24-03-19	2.7	4.5	5.6
25-03-19	3.7	4.9	5.9

26-03-19	6.8	7.9	7.6
27-03-19	8.5	9.4	8.7
28-03-19	7.2	7.7	8.6
29-03-19	4.2	5	6.6
30-03-19	1	3.3	4.9
31-03-19	2.9	4.7	6.1
01-04-19	6.4	7.4	6.6
02-04-19	6.7	8	9
03-04-19	8.7	8.5	8.4
04-04-19	8	8.6	8
05-04-19	9.2	9.4	9
06-04-19	7.2	7.5	8.5
07-04-19	10.2	10.8	11.1
08-04-19	10.3	12.2	12.2
09-04-19	7.9	10.2	9.4
10-04-19	7.2	8.6	7.2
11-04-19	8.8	10.1	9.6
12-04-19	10	11.5	10.5
13-04-19	10.3	11.1	10.8
14-04-19	11.5	12.7	11.1
15-04-19	9.2	11.9	9.2
16-04-19	6.2	7.6	7.5
17-04-19	6	8	9
18-04-19	5.9	7	8.8
19-04-19	5.7	6.2	8.5
20-04-19	1.6	3.3	4.9
21-04-19	3.1	4.1	5
22-04-19	4.1	5.8	7.1
23-04-19	7.9	9.3	9.3
24-04-19	11.8	14	12.7
25-04-19	14.3	16.3	14.7
26-04-19	12.1	12.4	12.2
27-04-19	12.5	13.5	14
28-04-19	14.2	14.7	13.7
29-04-19	15.2	15.7	14.5
30-04-19	15.8	15.8	16.1
01-05-19	13.8	14.5	14.7
02-05-19	12.3	14.1	13.3
03-05-19	10.8	12.1	12.2
04-05-19	12.1	13.2	12.7
05-05-19	13.9	14.7	14.6
06-05-19	14.3	15.3	16.1
07-05-19	12.4	14.1	14.4
08-05-19	7.9	9.5	9
09-05-19	10.3	10.4	11.2

10-05-19	11.9	13.3	12.1
11-05-19	11.2	12.4	12.1
12-05-19	12.1	12.6	12.5
13-05-19	15	15.7	14.1
14-05-19	18	18	16.7
15-05-19	16.7	19.7	18.9
16-05-19	18.4	20	18.5
17-05-19	19.1	19.1	19.1
18-05-19	14.8	16.4	15.3
19-05-19	15.2	16.9	15.6
20-05-19	18.3	20.2	18.8
21-05-19	17.8	18.9	19.5
22-05-19	18	18.8	20
23-05-19	16.6	18.7	20.2
24-05-19	18.3	19.1	20.3
25-05-19	17.7	18.6	18.6
26-05-19	16.5	17.5	17.3
27-05-19	18.9	19.3	18.4
28-05-19	21	21.4	19.6
29-05-19	22.8	22.6	21.3
30-05-19	21.2	23.8	21.5
31-05-19	22.5	24.2	23.9
01-06-19	22.5	23.4	21.9
02-06-19	21.3	23.1	22
03-06-19	19.7	20.2	20.2
04-06-19	19.2	18.9	20.4
05-06-19	18.5	19.4	19.2
06-06-19	18.5	19.6	18.6
07-06-19	19.2	21.7	20.1
08-06-19	22.6	22	22.4
09-06-19	19.3	20.3	22.1
10-06-19	18.7	18.9	20
11-06-19	18.4	19.8	19.1
12-06-19	17.4	18.2	17.6
13-06-19	17.9	20.3	20.3
14-06-19	18.6	21.5	22.2
15-06-19	19.4	20.2	20.5
16-06-19	17.2	17.5	18.1
17-06-19	14.2	18	18.3
18-06-19	17.05	19.5	18.6
19-06-19	19.9	17.6	17.8
20-06-19	16.3	17.6	18.8
21-06-19	18.7	19.5	20.8
22-06-19	20.2	20.3	21.1
23-06-19	22.5	22.9	23.7

24-06-19	21.5	23.4	23.2
25-06-19	23.6	24	23.1
26-06-19	26.2	26.9	25
27-06-19	25.4	26.4	25.9
28-06-19	24.1	24.7	22.1
29-06-19	19.8	21.9	22.6
30-06-19	18.5	19.8	21.1
01-07-19	18.3	19.8	21.2
02-07-19	20.9	22.1	20.1
03-07-19	21.8	23.1	22
04-07-19	24.7	23.6	23.6
05-07-19	24.9	25.8	25.9
06-07-19	23.5	25.2	25.1
07-07-19	24.2	24.2	24.2
08-07-19	24.2	25	23.6
09-07-19	25.3	26.9	25.5
10-07-19	24.7	26.1	24.8
11-07-19	23	25.6	25.6
12-07-19	20.1	21.1	22.1
13-07-19	19.4	20.7	21.7
14-07-19	19.6	20.3	19.9
15-07-19	18.3	20.5	20.5
16-07-19	20.4	20.1	20.7
17-07-19	18.2	19	19.2
18-07-19	16.9	18.2	20.2
19-07-19	20	21.1	22
20-07-19	21.4	22.7	22.8
21-07-19	22.9	24.2	24.6
22-07-19	22	23.2	24.6
23-07-19	22.1	23.5	24.1
24-07-19	22.3	22.3	22.8
25-07-19	21.6	23	23.8
26-07-19	23.4	24.6	23.8
27-07-19	24.5	24.4	23.8
28-07-19	24.1	24.8	23.7
29-07-19	24.6	27.1	24.7
30-07-19	24.9	26.4	24.3
31-07-19	24.6	25.9	23.9
01-08-19	26.6	27.3	25
02-08-19	26.7	27.2	25.9
03-08-19	25.5	26.9	25.5
04-08-19	24	27.5	25.2
05-08-19	21.6	23.4	24.3
06-08-19	21.7	23.1	24.2
07-08-19	21.8	23.8	22.9

08-08-19	21.7	22.4	21.8
09-08-19	23.5	23.6	23.6
10-08-19	25.2	25	25.3
11-08-19	24.7	26.5	25.2
12-08-19	24.9	26.9	25.2
13-08-19	26.6	27.2	23.4
14-08-19	27.7	27.6	25.7
15-08-19	22	24.2	23.2
16-08-19	22.5	25.2	23
17-08-19	22.5	23.8	22.2
18-08-19	17.8	18.9	20.4
19-08-19	19.2	20	21.5
20-08-19	20.4	21.6	22.3
21-08-19	20.4	21.6	22.1
22-08-19	19.7	21.9	22.5
23-08-19	23.3	24.8	24.6
24-08-19	24.3	25.9	25.3
25-08-19	24.8	25.6	25.9
26-08-19	25.1	25.9	25.1
27-08-19	24.4	25.5	23.6
28-08-19	23.5	23.9	22.3
29-08-19	22.8	23.1	22.3
30-08-19	23.5	23.8	22
31-08-19	22.6	23.2	22.4
01-09-19	22.8	23.8	22.2
02-09-19	23	24.1	22.8
03-09-19	23.6	24.5	22.7
04-09-19	23.7	22.7	21.6
05-09-19	22.3	21.2	22
06-09-19	20.9	20.3	19.5
07-09-19	20.2	20.8	19.5
08-09-19	20.9	21.7	20.9
09-09-19	21.2	21.5	19.8
10-09-19	21.3	21.1	20.5
11-09-19	22	22	21.5
12-09-19	21.8	22.4	20.7
13-09-19	20.6	21.4	20.6
14-09-19	19.5	20	21.4
15-09-19	18.2	19.8	20.7
16-09-19	17	19.1	20
17-09-19	16.2	17.8	17.3
18-09-19	18.5	19.3	18.6
19-09-19	19.7	20.5	19.4
20-09-19	18.6	20	19.7
21-09-19	15	16.6	18.1

22-09-19	14.3	15.4	16.9
23-09-19	14.5	14.8	14.4
24-09-19	16.6	18.6	17.4
25-09-19	17.7	18.1	17.3
26-09-19	18.8	18.8	18.5
27-09-19	19	20.5	18.3
28-09-19	16.9	18.7	18.9
29-09-19	17.3	17.2	16.8
30-09-19	17.9	17.9	16.4
01-10-19	17.9	19	17.6
02-10-19	18.6	17.9	17.6
03-10-19	17.5	18.6	17.6
04-10-19	17.3	18.5	18.1
05-10-19	16.7	18.2	16.8
06-10-19	15	15.8	15.8
07-10-19	12.4	13.1	14.3
08-10-19	15.4	18.2	15.8
09-10-19	14.9	15.7	15.2
10-10-19	15.8	17.2	16.4
11-10-19	16.4	17.3	15.6
12-10-19	17.6	18.3	16.2
13-10-19	17.2	18.9	16.8
14-10-19	16.2	15.6	13.7
15-10-19	18	17.8	15.4
16-10-19	18.3	18.9	16.4
17-10-19	16.2	16.6	16.8
18-10-19	15.6	15.1	15.8
19-10-19	14.3	15.1	14.6
20-10-19	13.5	15.1	14.4
21-10-19	13.6	12.7	12.9
22-10-19	13.9	15.6	16.8
23-10-19	14.4	14.5	16.5
24-10-19	14.8	14.2	15
25-10-19	13.8	13.7	13.1
26-10-19	12.7	12.2	12.3
27-10-19	12.1	12.7	12.9
28-10-19	11.6	11.5	11.6
29-10-19	10.6	12	11.9
30-10-19	10.2	10.7	11.6
31-10-19	10.3	11.2	12.2
01-11-19	9.8	11.8	11.9
02-11-19	8.8	10.4	11.6
03-11-19	7.5	7	8.2
04-11-19	9	9.8	12.2
05-11-19	12.9	15.2	13.7

06-11-19	10.1	10.6	10.4
07-11-19	9.8	10	10.6
08-11-19	9.8	10.2	11.7
09-11-19	10	10.4	10.9
10-11-19	9.8	9.2	9.9
11-11-19	9.4	9.5	9.4
12-11-19	10.4	10.2	9.7
13-11-19	10.5	9.5	10.4
14-11-19	11.1	12.7	10.9
15-11-19	9.9	11	10.4
16-11-19	11.2	12	11.4
17-11-19	9.7	9.9	9.1
18-11-19	7.1	7	8
19-11-19	5.7	6.2	6.3
20-11-19	5.3	4.3	4.7
21-11-19	5.1	4	4.6
22-11-19	6.3	5.2	6.5
23-11-19	7.3	6.7	8.1
24-11-19	7.5	7.9	10.3
25-11-19	6.2	7.6	9.7
26-11-19	7.8	8.5	9.2
27-11-19	8.3	8.2	8.8
28-11-19	6.9	6.6	9
29-11-19	7.8	10.2	10.5
30-11-19	10.6	12.4	12
01-12-19	7.1	8.4	9.8
02-12-19	4.6	5.2	7.4
03-12-19	3.6	2.4	3.2
04-12-19	4.1	2.7	7.3
05-12-19	2.1	3.4	5.3
06-12-19	0.6	1.4	3.8
07-12-19	0.3	-1.2	1.4
08-12-19	0.9	2.1	3.7
09-12-19	4.2	4.3	6.7
10-12-19	3.3	0.8	2.6
11-12-19	5.6	3.6	6.8
12-12-19	4.8	5.9	6
13-12-19	5.7	5.7	6.8
14-12-19	6.6	7.9	7.3
15-12-19	6.2	7.6	6.8
16-12-19	4	5.1	4.9
17-12-19	3.2	2.5	0.5
18-12-19	3.6	2	6.1
19-12-19	4.4	2.2	2.7
20-12-19	3.6	2.3	2.3

21-12-19	3.7	2.4	3.7
22-12-19	6.7	5.7	8.6
23-12-19	7.1	9.2	8.2
24-12-19	4.6	6	6.8
25-12-19	3.4	4.9	5.7
26-12-19	3.2	4.1	5.2
27-12-19	2.1	3.2	4
28-12-19	1.3	1.2	1.7
29-12-19	1.6	1.5	2.5
30-12-19	3	3.2	4.2
31-12-19	2	3.3	3

APPENDIX 3

DATE Station	WIND m/s (YALVAÇ STATION)	WIND m/s (SENIRKENT STATION)	WIND m/s (EĞİRDIR STATION)
01-01-10	2.2	2.5	6.3
02-01-10	3.4	6.1	6.3
03-01-10	1.4	3.3	2.9
04-01-10	2.6	4.3	3.7
05-01-10	0.8	1	2.2
06-01-10	1.3	0.9	4.7
07-01-10	1.2	1.1	4.8
08-01-10	1	0.8	1.9
09-01-10	0.8	0.8	2.6
10-01-10	1.2	2.6	4.8
11-01-10	2.6	3.3	4.7
12-01-10	0.7	0.8	1.8
13-01-10	1.5	1	2.9
14-01-10	1.2	1	1.9
15-01-10	1.1	0.8	1.8
16-01-10	1.4	0.8	1.6
17-01-10	0.9	0.8	1.4
18-01-10	1	0.8	1.2
19-01-10	0.9	1.3	1.6
20-01-10	0.9	1	1.4
21-01-10	0.7	2	1.8
22-01-10	1.9	2	3.3
23-01-10	1.6	1.6	2.1
24-01-10	2.9	2.5	4.3
25-01-10	4.7	3.1	8
26-01-10	3.4	3.7	5.7
27-01-10	1.7	1	1.5
28-01-10	0.8	1.1	4.1
29-01-10	1.4	3.4	4.5
30-01-10	2	3.1	3.1
31-01-10	1.7	2.3	3.2
01-02-10	2	2.7	4.1
02-02-10	2.6	4.3	6.7
03-02-10	3.4	2.9	5.6
04-02-10	1.8	1.8	6.1
05-02-10	2.2	2.4	6
06-02-10	1.4	1.2	2.9
07-02-10	1.1	3.8	5.6
08-02-10	2.1	2.9	5.1
09-02-10	0.8	1	1.7

10-02-10	1	1.2	3.1
11-02-10	1.8	5.6	5.5
12-02-10	1.3	3	4.8
13-02-10	2.5	6.2	6.1
14-02-10	2.1	4	6.4
15-02-10	2.6	6.7	8.2
16-02-10	1.4	1.8	2.6
17-02-10	1.5	1.3	4.6
18-02-10	1.6	1.8	4.4
19-02-10	1.4	2.7	3.1
20-02-10	1.6	2.8	4.9
21-02-10	2.8	3.4	5.6
22-02-10	1.5	2.8	2.9
23-02-10	1	2	1.8
24-02-10	1.7	1.3	4.8
25-02-10	1.7	1.2	4.7
26-02-10	1.2	1.3	2
27-02-10	1.1	1.2	3.2
28-02-10	1.7	1.8	3.6
01-03-10	0.8	1	1.9
02-03-10	1.7	1.6	6.1
03-03-10	2.7	3.1	5.7
04-03-10	1.7	1.4	4.6
05-03-10	2.8	5.9	6.4
06-03-10	2.5	3.1	5
07-03-10	1.4	2.8	3.7
08-03-10	1.8	5.7	6.6
09-03-10	2.8	4.3	6.3
10-03-10	1.4	1.2	2.3
11-03-10	1.6	2.8	6.1
12-03-10	2	2.5	5
13-03-10	1.2	2.8	1.8
14-03-10	1	1.7	2.8
15-03-10	1.6	2.4	2.6
16-03-10	2.1	2.2	6.3
17-03-10	2.4	1.2	2.6
18-03-10	3.7	2.9	6.6
19-03-10	2.1	2.1	4.4
20-03-10	1.4	1.6	1.9
21-03-10	1	1	2
22-03-10	1.1	1.1	2.7
23-03-10	1.7	1.2	1.7
24-03-10	1.6	1.1	3.2
25-03-10	1.9	1.2	2.5
26-03-10	3.2	1.4	2.5

27-03-10	1.4	1.3	1.9
28-03-10	2	2.5	5.2
29-03-10	2.7	3.9	2.8
30-03-10	1.2	2.4	2.9
31-03-10	1.1	1.1	4.4
01-04-10	2.3	1.7	6.2
02-04-10	1.5	1.4	4.4
03-04-10	2	2.3	3.3
04-04-10	2.5	2.3	3.2
05-04-10	1.9	1.3	2.2
06-04-10	2	2	5
07-04-10	1.7	3.4	3.7
08-04-10	1.5	1.7	4.2
09-04-10	1.3	2	3.9
10-04-10	1.2	1.2	2.8
11-04-10	1.6	1.7	3.1
12-04-10	2.3	2.4	5.6
13-04-10	1.5	1.2	1.9
14-04-10	1.6	1.2	3.7
15-04-10	1.1	1.1	2.3
16-04-10	1.1	1.3	1.9
17-04-10	1.4	1.3	2.1
18-04-10	1.3	1.4	2
19-04-10	1.8	1.3	3.2
20-04-10	1.9	2.1	6
21-04-10	1.6	1.6	3.6
22-04-10	2.1	2.4	5.2
23-04-10	1.5	1.5	2.5
24-04-10	1.7	1.1	2.1
25-04-10	1.5	1.2	2.2
26-04-10	1.9	1.5	1.8
27-04-10	2	1.8	2.2
28-04-10	1.9	1.9	2
29-04-10	1.6	1.3	2.2
30-04-10	2.2	1.6	2.6
01-05-10	1.7	1.2	2
02-05-10	1.4	1.5	2.3
03-05-10	1.1	1.5	2.1
04-05-10	1.1	1.5	2.7
05-05-10	1.1	1.5	2.2
06-05-10	0.9	1.1	2.1
07-05-10	1.7	1.3	4.5
08-05-10	1.1	1.8	2.5
09-05-10	1.3	1.8	2.9
10-05-10	1.3	1.6	2.8

11-05-10	1.8	1.9	2.8
12-05-10	1.2	1.2	1.7
13-05-10	1	1.3	2.9
14-05-10	1.8	2	4.3
15-05-10	1	1.6	2.3
16-05-10	2.8	3.5	5.5
17-05-10	2	3.3	4.3
18-05-10	2.2	3.4	4.5
19-05-10	1.3	2.4	1.9
20-05-10	1.3	1.9	2.7
21-05-10	1.8	1.9	3
22-05-10	1.3	1.4	2.8
23-05-10	1	2.3	2.9
24-05-10	1.1	1.2	2.1
25-05-10	1.2	1.2	3.4
26-05-10	1.2	1.3	2.4
27-05-10	1.6	1.4	2.4
28-05-10	1.3	1.3	1.9
29-05-10	1.1	1.4	1.9
30-05-10	1.5	1.2	2
31-05-10	1.3	1.3	2.4
01-06-10	1.5	2	3.2
02-06-10	1.9	1.7	4.3
03-06-10	2.2	1.3	5.2
04-06-10	1.8	1.5	4.5
05-06-10	1.4	1.9	2.9
06-06-10	2.3	1.8	4.2
07-06-10	1.3	1.4	1.9
08-06-10	1.3	1.7	2.6
09-06-10	1.1	0.9	2
10-06-10	1.1	1.1	1.7
11-06-10	1.4	1.3	2.3
12-06-10	1.4	1.1	1.7
13-06-10	1.3	1.1	2.3
14-06-10	1.8	1.3	1.9
15-06-10	1.8	1.5	2.5
16-06-10	2.1	1.5	3.2
17-06-10	1.9	1.4	3
18-06-10	3	2	4
19-06-10	2.2	1.7	2.4
20-06-10	1.5	1.6	3.1
21-06-10	1.6	2	4.3
22-06-10	1.8	2.1	3.6
23-06-10	1.6	3.1	3.4
24-06-10	1.1	2.3	4.1

25-06-10	1.2	1.1	2.3
26-06-10	1.1	1.5	2.2
27-06-10	1.9	1.7	2.5
28-06-10	1.1	1.2	2.4
29-06-10	0.9	1.1	2.1
30-06-10	1.4	1.2	2.4
01-07-10	1.1	1.2	2.2
02-07-10	1.4	1.5	2.1
03-07-10	1.7	1.3	1.7
04-07-10	1.8	1.1	2.3
05-07-10	2.2	1.4	2.1
06-07-10	1.6	1.4	2.6
07-07-10	1.4	1.7	2.8
08-07-10	1.7	1.7	2.8
09-07-10	1.8	2.1	3
10-07-10	1.5	1.5	3.1
11-07-10	1.5	1.3	2.9
12-07-10	1.3	1.2	2.7
13-07-10	1.2	1.5	2.2
14-07-10	1.9	2	3.4
15-07-10	2	1.8	4.1
16-07-10	3.5	2.2	3.8
17-07-10	3	1.8	2.3
18-07-10	1.7	1.3	1.8
19-07-10	2.1	1.2	2.3
20-07-10	0.7	1.3	2.5
21-07-10	1.9	1.3	1.9
22-07-10	1.4	1.8	3.3
23-07-10	2	2.1	3
24-07-10	2.1	1.8	3.9
25-07-10	1.9	1.2	3.4
26-07-10	1.4	2.2	4.8
27-07-10	1.2	1.5	3
28-07-10	2.2	1.8	2.8
29-07-10	1.5	2.3	4.1
30-07-10	1.5	1.7	2
31-07-10	1.3	1.5	3
01-08-10	1.5	1.4	2
02-08-10	1.6	1.6	1.9
03-08-10	2.7	1.3	1.9
04-08-10	3.9	1.3	1.9
05-08-10	2.3	1.6	5
06-08-10	2.2	1.4	3.8
07-08-10	2.8	1.3	3.5
08-08-10	2.3	1.4	3.2

09-08-10	1.8	1.4	2.6
10-08-10	1.4	1.7	2.1
11-08-10	1.7	1.6	2.4
12-08-10	1.3	1.3	1.8
13-08-10	0	1.4	1.7
14-08-10	2.2	1.4	1.6
15-08-10	1.4	1.5	1.9
16-08-10	1.6	1.8	2.2
17-08-10	2.8	1.3	2.2
18-08-10	3.2	1.7	2.5
19-08-10	3.4	1.5	2.3
20-08-10	2	1.4	2
21-08-10	4.3	3	5
22-08-10	4.7	3.1	4
23-08-10	2.6	2.4	3.2
24-08-10	1.5	1.3	1.7
25-08-10	1.6	1.3	1.9
26-08-10	2.5	2	3.5
27-08-10	3.2	2.4	3.2
28-08-10	1.3	1	2.3
29-08-10	1.4	1.2	3.4
30-08-10	1.3	1.1	3
31-08-10	1.5	1.3	4.2
01-09-10	2.2	2	4.8
02-09-10	1.3	1.3	2.9
03-09-10	2.1	1.4	1.7
04-09-10	1.3	0.9	2
05-09-10	2	2.7	4.4
06-09-10	3.1	2.6	4.9
07-09-10	3.4	2.9	6
08-09-10	3	2.5	5.9
09-09-10	2.9	2	3.9
10-09-10	4.6	2.5	3.6
11-09-10	3.4	2.6	5.4
12-09-10	3.4	3	7.5
13-09-10	2.3	3.5	4.7
14-09-10	2.8	3.2	6.9
15-09-10	1.8	1.4	2
16-09-10	1.5	1.2	2.7
17-09-10	1.3	0.8	2.1
18-09-10	1.3	0	1.6
19-09-10	1.5	0.4	1.7
20-09-10	1.4	0.4	3
21-09-10	1.7	0.7	2
22-09-10	1.9	1.1	2.1

23-09-10	1.8	1.4	2.2
24-09-10	2.1	0.6	3.3
25-09-10	1.3	1.2	3.2
26-09-10	1.3	1	3.3
27-09-10	1.9	1.5	4
28-09-10	1.3	2.3	2.9
29-09-10	1.5	1.3	2.7
30-09-10	2	3.9	4.2
01-10-10	1.3	2.2	2.8
02-10-10	1.1	1	2.3
03-10-10	1.6	1.8	4.9
04-10-10	1.6	1.7	4.4
05-10-10	1.1	1.4	3.3
06-10-10	1.1	1.3	2.3
07-10-10	1	1.6	2.3
08-10-10	2.6	2.1	5.7
09-10-10	1.5	1.5	3.9
10-10-10	1.3	1.4	3.1
11-10-10	1	1.6	1.8
12-10-10	0.6	0.9	2.1
13-10-10	1.6	1.3	4.3
14-10-10	1.3	1.1	3.5
15-10-10	1.8	0.1	5
16-10-10	1.4	1.5	3.9
17-10-10	0.9	1	2.5
18-10-10	1.2	0.9	2.4
19-10-10	1	2.8	3.9
20-10-10	1.6	2.2	3.9
21-10-10	0.9	1.2	2
22-10-10	1.7	1.4	1.8
23-10-10	1.6	1.3	1.5
24-10-10	1.5	1	1.5
25-10-10	0.9	0.7	1.8
26-10-10	1	0.9	2.7
27-10-10	0.8	0.8	1.7
28-10-10	0.9	1.4	2.2
29-10-10	1.2	2.4	4.1
30-10-10	1.4	2.3	4.4
31-10-10	2.2	1	1.6
01-11-10	1.3	1	1.4
02-11-10	1.5	0.8	1.3
03-11-10	1	0.6	1.4
04-11-10	1.3	1	1.4
05-11-10	1.9	1.2	1.5
06-11-10	1.4	0.7	1.3

07-11-10	1	0.7	2.5
08-11-10	0.8	0.8	2.9
09-11-10	0.9	0.8	4.2
10-11-10	1.2	1.6	4.6
11-11-10	1.1	0.9	2.6
12-11-10	1.1	0.7	1.8
13-11-10	0.6	0.7	1.3
14-11-10	0.76	1.1	1.4
15-11-10	0.92	0.9	1.7
16-11-10	1.08	1.4	2
17-11-10	1.24	2.2	2.8
18-11-10	1.4	1.8	3.4
19-11-10	0.9	0.8	1.7
20-11-10	0.8	0.7	1.5
21-11-10	0.8	0.7	1.5
22-11-10	1.1	0.7	1.5
23-11-10	0.8	0.9	3.6
24-11-10	2.6	4.7	5.6
25-11-10	2.2	4	5.3
26-11-10	2.1	3.4	4.5
27-11-10	2.5	4.6	5.9
28-11-10	1	1.3	4.3
29-11-10	1	0.9	2.7
30-11-10	1.3	1.7	5.7
01-12-10	1.1	1.1	3.5
02-12-10	1	0.8	1.8
03-12-10	1.3	0.8	1.5
04-12-10	1.1	2	4.5
05-12-10	1.2	2	4.7
06-12-10	1.1	2.1	3.9
07-12-10	1.4	0.9	1.4
08-12-10	0.7	0.7	1.8
09-12-10	0.7	0.7	2.7
10-12-10	1.3	2.1	5
11-12-10	2.9	2.8	5.7
12-12-10	3.1	2.7	8.5
13-12-10	1.9	1.1	3.2
14-12-10	0.9	1.3	3.9
15-12-10	0.8	1.6	2.1
16-12-10	2.9	1.7	2.5
17-12-10	2.8	2.4	3.7
18-12-10	1.2	1.8	1.9
19-12-10	0.9	1	2.9
20-12-10	0.8	0.8	4
21-12-10	0.7	0.7	1.9

22-12-10	1.1	0.6	1.2
23-12-10	0.8	0.5	1.1
24-12-10	0.8	0.6	1.1
25-12-10	0.8	1	3.2
26-12-10	1.6	2	6.6
27-12-10	1	1.3	4.4
28-12-10	1.3	3.5	3.3
29-12-10	1	1.1	2.4
30-12-10	1	1.7	1.8
31-12-10	1.1	1.1	2.9
01-01-11	1	0.8	1.4
02-01-11	0.9	0.7	2.2
03-01-11	1.3	1.3	3.4
04-01-11	0.7	0.8	2
05-01-11	0.9	0.9	1.4
06-01-11	1.1	1.6	1.4
07-01-11	2.9	2.1	5.1
08-01-11	3.3	2.2	5.3
09-01-11	0.9	0.7	4
10-01-11	1	0.7	3.1
11-01-11	1.1	0.7	2.2
12-01-11	1.2	0.8	1.3
13-01-11	1.7	0.7	1.5
14-01-11	1	0.9	2.3
15-01-11	1.1	1.2	3.1
16-01-11	2	1.1	1.7
17-01-11	3.1	2.7	3.8
18-01-11	1.6	1.9	2
19-01-11	1.1	0.7	1.6
20-01-11	0.9	0.7	2.2
21-01-11	0.8	0.5	2.3
22-01-11	1.45	0.95	3.65
23-01-11	2.1	1.4	5
24-01-11	1.8	2.3	4.8
25-01-11	1.5	2.2	4.3
26-01-11	1.5	2.2	1.6
27-01-11	1.1	1.5	1.8
28-01-11	1.1	0.7	1.3
29-01-11	1.6	1.5	3.2
30-01-11	2.8	2.4	6.4
31-01-11	2.3	2.3	5.9
01-02-11	2.5	2.6	6.6
02-02-11	1.6	1.5	4.7
03-02-11	1.6	0.6	1.4
04-02-11	1.7	0.8	1.1

05-02-11	1.7	0.8	1.5
06-02-11	0.9	0.6	1.4
07-02-11	1.8	1.3	1.9
08-02-11	2	2.3	1.9
09-02-11	1.1	0.9	1.4
10-02-11	1.9	2	3.8
11-02-11	2.4	2.3	4.9
12-02-11	1.2	1.2	3.1
13-02-11	1.3	1.5	2.3
14-02-11	1.3	1	2.6
15-02-11	1	1.2	1.8
16-02-11	1.2	1.4	2.3
17-02-11	1	1.3	1.6
18-02-11	1.2	1.4	3
19-02-11	2	2.9	4.1
20-02-11	1.2	1	2.3
21-02-11	1.2	1.6	2.6
22-02-11	1.1	0.9	3.3
23-02-11	2.4	1.4	3
24-02-11	2	1.3	1.4
25-02-11	2	1.6	2
26-02-11	1	1.8	2.5
27-02-11	1.8	1.3	2
28-02-11	1.5	1.4	1.6
01-03-11	1.4	1.2	1.7
02-03-11	1.2	1	1.5
03-03-11	1.2	0.9	1.5
04-03-11	1.2	1.4	2
05-03-11	1.3	0.9	2.1
06-03-11	1.3	2.4	4.8
07-03-11	1.9	2.9	3.1
08-03-11	4.5	3.2	6.1
09-03-11	2	2.7	7.8
10-03-11	1.9	2.2	6.4
11-03-11	2.3	1.7	2.1
12-03-11	1.6	1.2	2
13-03-11	2.6	1.2	2
14-03-11	1.5	0.9	1.5
15-03-11	1.2	1.1	2.3
16-03-11	1.1	1	2.9
17-03-11	1.3	1.4	3.6
18-03-11	1.1	1.3	3.4
19-03-11	1.5	1.6	3.4
20-03-11	1	1	2.4
21-03-11	2.5	1.6	2.6

22-03-11	4.6	2.9	5.1
23-03-11	3.1	3.1	3.6
24-03-11	3.3	2.6	3.6
25-03-11	2.5	2.7	4.4
26-03-11	1.5	1.4	3.5
27-03-11	1.8	1.4	5.4
28-03-11	1.3	1.4	2.3
29-03-11	1.5	1.3	4.1
30-03-11	1.3	1.2	3.7
31-03-11	1	1	1.8
01-04-11	2	1.8	1.8
02-04-11	1.8	2.2	3.5
03-04-11	2	1.3	3
04-04-11	1.4	1.1	2.1
05-04-11	1.3	1.5	2.8
06-04-11	2.7	1.7	2
07-04-11	2.7	2.3	2.3
08-04-11	1.7	2.1	3.2
09-04-11	2.8	3.7	4.3
10-04-11	2.4	3.5	3.4
11-04-11	2.2	2.1	3.9
12-04-11	2.7	2.5	7.2
13-04-11	1.2	2.6	3.7
14-04-11	2.4	4.4	6.9
15-04-11	2.2	3.1	5.8
16-04-11	1.4	1.2	5.3
17-04-11	1	1.1	2.4
18-04-11	1.3	2.4	3
19-04-11	2.1	2.1	3.4
20-04-11	1.2	1.1	1.8
21-04-11	4.6	2.1	4.4
22-04-11	4.4	2.3	4.1
23-04-11	1.8	1.6	2.3
24-04-11	2.3	1.6	2.1
25-04-11	2.3	1.8	2.6
26-04-11	1.7	1.4	2.3
27-04-11	1.4	1.3	3.3
28-04-11	1.5	1.1	3.2
29-04-11	1.2	1.3	2.3
30-04-11	1.1	1.6	2.4
01-05-11	1.5	1.2	2.7
02-05-11	1.6	1.9	5.3
03-05-11	1.6	1.6	3.9
04-05-11	2.8	2.9	7.6
05-05-11	1.2	2	1.8

06-05-11	2.4	2	4.5
07-05-11	4.7	2.7	5.6
08-05-11	1.3	1.4	2.2
09-05-11	1.2	1.4	2.2
10-05-11	1.5	1.4	2.2
11-05-11	2.1	1.7	3.6
12-05-11	2.2	1.2	2.5
13-05-11	1.3	1.6	2.1
14-05-11	2.6	2.3	5
15-05-11	2.3	2	3.4
16-05-11	1.1	1.1	2
17-05-11	1.6	1.3	2.3
18-05-11	2	1	2.3
19-05-11	1.6	1.6	3.6
20-05-11	1.6	1.2	1.8
21-05-11	1.3	1.4	2.6
22-05-11	1.6	1.9	4.1
23-05-11	1.9	1.9	3
24-05-11	1.7	1.5	1.8
25-05-11	1.4	1.1	2.2
26-05-11	1.6	1.2	1.9
27-05-11	2.5	1.5	2.6
28-05-11	1.5	1.4	2
29-05-11	1.8	0.9	3.1
30-05-11	1.5	0.9	3.3
31-05-11	1.2	1	2.9
01-06-11	1.2	1.2	2.4
02-06-11	1.3	1.2	1.8
03-06-11	1.5	1.2	2.3
04-06-11	1.2	1.3	2
05-06-11	1.4	1.2	2
06-06-11	1.4	1.1	1.9
07-06-11	1.3	1	2.1
08-06-11	1.4	1.5	2.2
09-06-11	1.4	1.7	2.4
10-06-11	2.3	2.2	3.7
11-06-11	1.4	1.6	2
12-06-11	1.2	1.4	2.9
13-06-11	1.6	1.3	2.4
14-06-11	1.1	1.4	3.6
15-06-11	1.4	1.2	2.1
16-06-11	1.5	1.3	2.9
17-06-11	1.7	1.1	1.9
18-06-11	1.9	1.4	2.1
19-06-11	1.2	1.1	2

20-06-11	1.2	1	2
21-06-11	2.1	1.7	2.3
22-06-11	3.7	2.4	3.9
23-06-11	3.3	2.9	3.8
24-06-11	3.1	2.7	3
25-06-11	1.3	1.2	2
26-06-11	1.9	2.3	5
27-06-11	4.6	2.6	5.8
28-06-11	2.6	2	4
29-06-11	1.6	1.7	2.8
30-06-11	1.3	2	2.3
01-07-11	1.2	1.6	2.2
02-07-11	1.3	2.1	2.6
03-07-11	1.5	1.3	3.2
04-07-11	1.4	2.1	2.3
05-07-11	1.6	1.9	3.3
06-07-11	1.9	1.6	3.3
07-07-11	1.3	1.4	2.1
08-07-11	2.2	1.4	1.9
09-07-11	2.3	1.5	2
10-07-11	3.2	2	3.3
11-07-11	2.7	3.3	3.8
12-07-11	3.4	2.4	3.7
13-07-11	2.9	2.1	3.3
14-07-11	1.7	1.4	2
15-07-11	2.2	1.6	2.3
16-07-11	2.2	2	3.8
17-07-11	2.8	2.1	4
18-07-11	1.3	1.3	1.8
19-07-11	2.1	2	3.1
20-07-11	1.5	1.6	2.1
21-07-11	1.9	2	4.1
22-07-11	1.4	1.7	2.5
23-07-11	2	1.5	2.5
24-07-11	2.1	1.8	3
25-07-11	1.9	1.5	4.4
26-07-11	1.4	1.5	3.5
27-07-11	1.2	2	2.4
28-07-11	2.2	1.5	2
29-07-11	1.5	1.3	2.3
30-07-11	1.5	1.9	3.2
31-07-11	1.3	1.5	2.3
01-08-11	1.5	1.4	2.8
02-08-11	1.6	1.7	2.3
03-08-11	2.7	2.3	4.1

04-08-11	3.9	2.4	3.9
05-08-11	2.3	1.4	1.5
06-08-11	2.2	1.3	1.8
07-08-11	2.8	1.7	2.1
08-08-11	2.3	1.6	1.9
09-08-11	1.8	1.3	2.1
10-08-11	1.6	1	1.7
11-08-11	1.7	2.1	3.2
12-08-11	2.1	2.3	6.7
13-08-11	2.7	2.2	5.1
14-08-11	2.2	1.4	2.5
15-08-11	1.4	1	2.5
16-08-11	1.6	1.1	2
17-08-11	2.8	1.6	2.5
18-08-11	3.2	1.9	2.6
19-08-11	3.4	2.3	4.7
20-08-11	3.4	2.4	4.2
21-08-11	3.7	2.3	2.7
22-08-11	2.6	2.2	2.6
23-08-11	2.8	1.8	2.9
24-08-11	3.2	2	2.8
25-08-11	3	3.1	4.1
26-08-11	2.9	2.7	3.1
27-08-11	2.2	1.7	1.9
28-08-11	2.7	1.7	2.1
29-08-11	1.9	1.5	3
30-08-11	1.5	1.6	2.9
31-08-11	1.1	1.3	2.1
01-09-11	2	1.6	2.4
02-09-11	2.7	2	4.1
03-09-11	2.5	2	3.3
04-09-11	3.1	2	3.4
05-09-11	2.5	1.6	3.1
06-09-11	1.8	1.3	1.8
07-09-11	2	1.2	1.9
08-09-11	1.4	0.9	2.8
09-09-11	1.3	1.6	2.2
10-09-11	1.7	1.6	2.2
11-09-11	1.7	1.3	1.8
12-09-11	2.2	1.4	1.6
13-09-11	2.4	1.6	2
14-09-11	2.4	1.3	2.3
15-09-11	1.2	0.9	1.7
16-09-11	2.1	1.3	1.8
17-09-11	3.2	2.2	2.1

18-09-11	2.5	1.5	2
19-09-11	1.4	1.4	2.4
20-09-11	1.1	1.4	2.2
21-09-11	1.4	1.6	3.6
22-09-11	1.8	1.8	3
23-09-11	1.6	1.3	2.8
24-09-11	2	1.7	3.9
25-09-11	2.8	2	2
26-09-11	2.3	2	2
27-09-11	2.4	1.4	1.8
28-09-11	1.9	1.4	1.5
29-09-11	2.1	1.3	1.8
30-09-11	1.9	2	5.2
01-10-11	3.2	2.8	4.8
02-10-11	1.3	0.9	2
03-10-11	1.5	1.3	2
04-10-11	1.3	1.1	1.7
05-10-11	1.3	0.8	2
06-10-11	1.2	0.8	2.3
07-10-11	1.6	1.3	3.3
08-10-11	1.6	1.6	3
09-10-11	2	2.8	5.9
10-10-11	3	3.3	4
11-10-11	2.5	2.7	4.8
12-10-11	1.1	1.7	2.4
13-10-11	1.2	1.3	1.9
14-10-11	1	0.9	1.7
15-10-11	1.3	0.9	1.9
16-10-11	1.2	1.8	2.6
17-10-11	1.1	2	2.4
18-10-11	1.9	3.6	3.8
19-10-11	1.2	1.2	3.5
20-10-11	1.4	1	2.1
21-10-11	1.3	1.1	1.6
22-10-11	1.2	1	1.5
23-10-11	1.6	1.2	1.4
24-10-11	1.3	0.6	1.6
25-10-11	1.3	1.2	1.6
26-10-11	2.4	1.7	2.8
27-10-11	3.7	2.8	3.9
28-10-11	2.5	2.8	4.1
29-10-11	3	2.5	3.6
30-10-11	3	2.4	3
31-10-11	1.7	1.7	1.6
01-11-11	1.1	0.6	1.9

02-11-11	1.3	0.9	1.9
03-11-11	2.1	1.7	4.7
04-11-11	2.7	2.1	5.3
05-11-11	2.6	1.4	4.1
06-11-11	1.7	1	2
07-11-11	1.6	1.2	1.7
08-11-11	1.7	1.1	2.4
09-11-11	1.1	1.2	1.4
10-11-11	0.9	1.5	1.8
11-11-11	1	1.4	2.2
12-11-11	4	3.6	5.2
13-11-11	2	3.2	4
14-11-11	1.9	3.8	3.2
15-11-11	2.2	3.1	3.5
16-11-11	1.1	1.5	3.2
17-11-11	2.3	2	4
18-11-11	3	2.4	2.8
19-11-11	3.5	2.7	2.9
20-11-11	2.2	1.8	3
21-11-11	2.9	1	2
22-11-11	1	0.7	1.6
23-11-11	1	1.1	1.5
24-11-11	2.3	2.1	3.2
25-11-11	1.9	2.8	2.4
26-11-11	1.4	0.7	1.4
27-11-11	0.9	0.8	1.3
28-11-11	1.1	0.6	1.2
29-11-11	1.7	1.9	2.1
30-11-11	1	0.8	1.4
01-12-11	0.9	0.7	1.1
02-12-11	0.9	0.8	1.3
03-12-11	0.9	0.7	1.3
04-12-11	0.9	0.7	1.6
05-12-11	0.9	0.8	1.8
06-12-11	0.9	0.7	2.4
07-12-11	1.5	1.5	4.8
08-12-11	2	2.1	3.3
09-12-11	2	2.3	5.7
10-12-11	1.4	1.1	3.3
11-12-11	0.8	0.6	1.2
12-12-11	1.1	0.7	1.3
13-12-11	1	0.6	1.1
14-12-11	0.9	0.7	1.1
15-12-11	1.1	0.8	1
16-12-11	1.2	2.3	3.5

17-12-11	1.2	2.5	3.7
18-12-11	2.2	5	5.6
19-12-11	2.2	2.8	5.2
20-12-11	1.8	3.7	4.7
21-12-11	1.8	2.5	3.1
22-12-11	2.1	2.2	4
23-12-11	2.9	1.7	1.8
24-12-11	1.1	1.6	3.8
25-12-11	3.2	2.5	6.1
26-12-11	3.2	2.9	1.7
27-12-11	3.1	1.7	2
28-12-11	3	0.7	3.1
29-12-11	3	0.6	1.8
30-12-11	1.1	0.7	1.2
31-12-11	1.4	1.1	3.1
01-01-12	1.6	1.6	2.1
02-01-12	2	2.3	4.1
03-01-12	2	0.7	1.2
04-01-12	1.3	0.6	1.3
05-01-12	0.9	0.7	1.4
06-01-12	1.7	3	4.8
07-01-12	4.6	3.9	9.2
08-01-12	1.8	1.5	2.5
09-01-12	1.4	1.5	1.7
10-01-12	1	1	1.1
11-01-12	1.8	1.6	1.5
12-01-12	2.5	1.7	2.6
13-01-12	1.7	1.2	2.3
14-01-12	1	1.6	2.5
15-01-12	2	2.8	3.8
16-01-12	1.4	2.4	3.1
17-01-12	1.2	1.5	3.4
18-01-12	1.1	1	2.8
19-01-12	1.4	1.7	6.1
20-01-12	0.9	0.8	2.5
21-01-12	1.4	2.5	5.3
22-01-12	1.2	1.7	5.4
23-01-12	0.9	0.4	1.6
24-01-12	0.9	0.6	1.1
25-01-12	1.4	0.5	1.1
26-01-12	2.3	1.3	1.9
27-01-12	0.7	2.1	3.6
28-01-12	1.2	3.1	5.6
29-01-12	2.9	1.4	1.7
30-01-12	2.4	2.5	3.5

31-01-12	4.9	3.7	6.7
01-02-12	3.1	3.4	7.2
02-02-12	2	0.9	1.6
03-02-12	0.9	0.8	2.7
04-02-12	1.3	0.8	1.4
05-02-12	0.8	0.5	1.4
06-02-12	1.4	0.6	1.4
07-02-12	1.9	1.2	2.1
08-02-12	1	0.8	1.1
09-02-12	1	0.8	1.8
10-02-12	0.9	1.3	3.1
11-02-12	1.5	0.9	2.9
12-02-12	1.3	0.6	1.3
13-02-12	1.4	0.8	1.3
14-02-12	1.1	2.8	4.5
15-02-12	1.4	3.2	2.8
16-02-12	1.3	1.9	2.2
17-02-12	2	0.7	5.8
18-02-12	2.5	2.1	7.9
19-02-12	1.1	0.8	3.9
20-02-12	1.5	0.8	1.7
21-02-12	0.9	0.8	1.6
22-02-12	1.7	1.4	1.6
23-02-12	1.5	1.5	2.2
24-02-12	1	0.9	1.5
25-02-12	1.1	1.2	2.1
26-02-12	0.9	1.2	2
27-02-12	1.4	2	4.6
28-02-12	1.7	2.6	5.1
29-02-12	2	2	8.2
01-03-12	2.7	2.3	6.7
02-03-12	2.2	2.5	6.1
03-03-12	1	2.2	3
04-03-12	2	2.2	4.6
05-03-12	1.4	0.9	2.4
06-03-12	1.2	1	4.5
07-03-12	1	1.1	1.8
08-03-12	1.2	1.2	1.4
09-03-12	1	1.5	1.8
10-03-12	1.3	2.1	2.6
11-03-12	2.3	1.3	1.5
12-03-12	1.9	3.3	3.8
13-03-12	2.5	2	2.1
14-03-12	1.7	1.6	2.9
15-03-12	2.1	2.1	6

16-03-12	3.2	2.2	6.8
17-03-12	2.2	2.7	5.5
18-03-12	1.2	1	2.2
19-03-12	1.1	1	2.1
20-03-12	1.8	1.6	2
21-03-12	2.3	2	2.9
22-03-12	2.7	2.5	3.6
23-03-12	3.5	3.1	4.5
24-03-12	2.1	1.4	1.5
25-03-12	1.3	1	2
26-03-12	1.5	1.3	2.3
27-03-12	3.1	2.4	5.8
28-03-12	1.5	1.9	4.4
29-03-12	1.3	1.6	4.1
30-03-12	2.1	2	4.9
31-03-12	2.6	3.5	4.9
01-04-12	2.3	2.5	6.8
02-04-12	1.8	2.1	3
03-04-12	1.4	1.4	3.1
04-04-12	1.2	1	3.1
05-04-12	1.2	1.2	2.3
06-04-12	2.2	2.4	5.2
07-04-12	1.7	1.9	4.6
08-04-12	2.2	2.5	5
09-04-12	2.8	4.2	4.6
10-04-12	3	2.2	2.6
11-04-12	1.6	1.4	1.9
12-04-12	1.4	2.3	4.2
13-04-12	1.8	1.3	5.6
14-04-12	2	1.9	5.9
15-04-12	2.7	2.9	6.2
16-04-12	1.4	1.8	2.2
17-04-12	1.4	1.5	3.5
18-04-12	4.6	3.5	8.3
19-04-12	3.1	4	4.6
20-04-12	1.8	1.7	4.2
21-04-12	2.6	2.5	6.1
22-04-12	1.4	1.6	3
23-04-12	1.3	1	2.5
24-04-12	1.3	1.4	2.5
25-04-12	1.3	1.3	2.1
26-04-12	1.4	1.3	2.8
27-04-12	1.9	1.4	3.1
28-04-12	1.9	1.2	2.9
29-04-12	1.8	1.4	2.1

30-04-12	2	1.4	1.8
01-05-12	2.2	1.5	2
02-05-12	2.3	1.1	1.6
03-05-12	1.4	1.2	2.6
04-05-12	1.5	1.3	2.6
05-05-12	1.3	1.4	2.8
06-05-12	1.5	1.4	2.3
07-05-12	1.7	1.5	2.1
08-05-12	1.7	1.3	1.7
09-05-12	1.8	1.3	2.4
10-05-12	2.5	1.9	2.8
11-05-12	1.3	1.1	1.8
12-05-12	1.2	1	2.3
13-05-12	1.1	1	2
14-05-12	1	1.2	2
15-05-12	2	1.8	5.1
16-05-12	1.5	3.4	5.6
17-05-12	2	2.2	5.2
18-05-12	1.7	2.3	4.8
19-05-12	2	2	2.1
20-05-12	1.2	1.9	2.2
21-05-12	1.4	1.5	2
22-05-12	1.3	1.1	3
23-05-12	1.6	1.9	3
24-05-12	1.8	2	2.8
25-05-12	1.4	1.7	3.5
26-05-12	1	1.4	2.1
27-05-12	1.3	1.2	3
28-05-12	1.7	1.6	4.9
29-05-12	1.2	1.8	3.5
30-05-12	1.7	1.9	2.7
31-05-12	1.4	1.4	2.1
01-06-12	1.1	1.1	1.8
02-06-12	1	0.9	2.2
03-06-12	1.7	1	2.7
04-06-12	1.8	1.2	1.9
05-06-12	1.3	1.4	2.9
06-06-12	1.8	1.7	4.3
07-06-12	1.6	2	2.4
08-06-12	2.9	2.2	4.1
09-06-12	2.7	1.9	2.3
10-06-12	1.4	1	2.3
11-06-12	1.1	0.9	3
12-06-12	1.1	1.1	2.2
13-06-12	1.2	1.1	1.7

14-06-12	1.2	1.3	2
15-06-12	2.1	1.5	1.9
16-06-12	4.2	2.8	2.8
17-06-12	5.1	3.2	3.4
18-06-12	3.8	3.2	4
19-06-12	3	2.9	2.6
20-06-12	3.8	2.7	3
21-06-12	4	2.4	3.9
22-06-12	3	1.7	2.8
23-06-12	2.2	1.4	2.5
24-06-12	2.4	1.5	3.1
25-06-12	2.8	2.1	3.2
26-06-12	1.1	1	2
27-06-12	1.8	1.8	2.5
28-06-12	3.5	2.3	4.2
29-06-12	2.7	2	3.1
30-06-12	3.1	1.9	3
01-07-12	2.9	1.7	3.8
02-07-12	4.2	3.1	4.9
03-07-12	3.3	3.2	5
04-07-12	2.7	2	4
05-07-12	1.4	1.3	2.1
06-07-12	1.5	1.8	2.6
07-07-12	2.2	1.3	1.7
08-07-12	2.3	2	4.6
09-07-12	3	2.4	5.4
10-07-12	3.7	2.8	4.5
11-07-12	2.2	1.5	2.6
12-07-12	1.8	1.3	2.2
13-07-12	1.7	1.5	1.9
14-07-12	2.1	1.7	2.2
15-07-12	2.7	2.4	3.9
16-07-12	2	1.5	1.9
17-07-12	1.9	1.6	1.7
18-07-12	2.9	1.7	2.2
19-07-12	2.9	2.2	2.7
20-07-12	1.9	1.3	2.4
21-07-12	3.4	1.9	3
22-07-12	2.7	1.5	2.9
23-07-12	2.2	1.5	3.6
24-07-12	1.4	1.3	2.7
25-07-12	2.1	1.3	1.8
26-07-12	1.2	1	2.9
27-07-12	1.4	1.3	3
28-07-12	1.5	1.5	2.9

29-07-12	2.4	1.5	2
30-07-12	2.2	1.9	2.9
31-07-12	1.8	1.9	2.4
01-08-12	1.3	1.5	2.3
02-08-12	1.5	1.2	2.2
03-08-12	1.4	1.3	2.2
04-08-12	1.5	1.2	2.1
05-08-12	2.4	1.8	3.6
06-08-12	3.2	2.4	5.1
07-08-12	3.4	2.7	5.3
08-08-12	2.6	2.7	4.9
09-08-12	3.1	2.3	4.3
10-08-12	1.6	1.9	2.8
11-08-12	2.7	1	1.9
12-08-12	1.8	1.3	2.7
13-08-12	1.3	1.6	2.9
14-08-12	2.1	1.4	2.6
15-08-12	2.7	1.8	3.5
16-08-12	2.5	2.1	4
17-08-12	2.7	1.9	3
18-08-12	3.1	2.1	2.5
19-08-12	4.1	2.2	4.2
20-08-12	4.8	2.8	5.4
21-08-12	3.3	3.6	3.8
22-08-12	2.4	3.4	3.9
23-08-12	3.8	2.8	3.6
24-08-12	2.1	1.6	2.3
25-08-12	2.5	1.3	1.8
26-08-12	1.6	0.9	1.9
27-08-12	1.2	1.2	2.5
28-08-12	1.8	1.7	4.5
29-08-12	3.8	2.9	7.3
30-08-12	4	3	5.2
31-08-12	2.6	1.8	2.3
01-09-12	2.3	1.4	2.1
02-09-12	3.3	2.1	4.2
03-09-12	2.8	2.4	3
04-09-12	2	1.3	1.6
05-09-12	1.6	1.1	1.7
06-09-12	1.3	0.9	2.3
07-09-12	1.9	1.2	2.4
08-09-12	5.1	2.6	3.8
09-09-12	3.8	1.9	3.4
10-09-12	5.2	2.6	4.5
11-09-12	2.3	2.3	2.8

12-09-12	1.6	1.3	2.6
13-09-12	1.7	1.2	3.9
14-09-12	1.1	1.1	2.3
15-09-12	1.5	1.1	1.7
16-09-12	1.8	1.1	2.6
17-09-12	1.3	1.1	3.4
18-09-12	1.4	1.2	3
19-09-12	1.3	1.3	2.7
20-09-12	1	1.2	1.8
21-09-12	1.3	1.5	2.6
22-09-12	1.3	2.3	2.2
23-09-12	1.5	1.3	1.6
24-09-12	1.5	0.8	1.7
25-09-12	1.1	0.8	1.9
26-09-12	1.1	1	1.6
27-09-12	1.6	0.9	1.6
28-09-12	2.4	1.1	1.7
29-09-12	2	1	1.7
30-09-12	2.1	1	2.2
01-10-12	1.8	1.2	2.1
02-10-12	2	1.5	2
03-10-12	1.5	1.1	1.7
04-10-12	1.2	1.1	1.8
05-10-12	1.5	1.3	2
06-10-12	2.4	1.4	2
07-10-12	1.8	0.8	2
08-10-12	1.3	1.1	2.5
09-10-12	1.2	1.2	2.2
10-10-12	1.5	0.6	3.1
11-10-12	1.3	1.4	2.4
12-10-12	1	0.8	1.9
13-10-12	1.1	0.7	2.1
14-10-12	1	0.6	2.1
15-10-12	0.9	0.8	2
16-10-12	1	0.8	1.7
17-10-12	1.8	0.8	1.6
18-10-12	1.9	0.8	1.9
19-10-12	2	0.7	1.6
20-10-12	1.3	0.9	1.7
21-10-12	2.4	2.5	3.1
22-10-12	2.8	1.9	1.7
23-10-12	1.6	1	2.4
24-10-12	1.2	0.9	2.2
25-10-12	1	0.7	1.5
26-10-12	0.9	1	1.8

27-10-12	1	0.7	3
28-10-12	1.1	0.9	4.3
29-10-12	1	0.7	3.8
30-10-12	1.9	2.1	5.6
31-10-12	1.4	1	3.1
01-11-12	1.1	0.7	2.8
02-11-12	0.9	0.9	2.6
03-11-12	0.9	0.9	1.7
04-11-12	1.1	0.7	2
05-11-12	1.1	0.8	2.9
06-11-12	1	1	3.3
07-11-12	1.2	1	2.8
08-11-12	2.8	1.8	4.1
09-11-12	5	2.2	5.7
10-11-12	2.6	2.1	5.5
11-11-12	2.7	2.4	7.4
12-11-12	2.3	2.1	5
13-11-12	1.8	1.2	3.2
14-11-12	2.1	1	1.6
15-11-12	1.6	0.8	1.5
16-11-12	1.1	0.7	1.7
17-11-12	1.6	0.9	1.5
18-11-12	1.7	0.8	1.3
19-11-12	1.3	0.7	1.6
20-11-12	1.3	0.7	1.5
21-11-12	1.8	0.6	1
22-11-12	2.1	2.1	2.4
23-11-12	1.6	2.6	5.4
24-11-12	1.7	1.1	1.3
25-11-12	1.8	1.4	2
26-11-12	1.8	1.1	1.4
27-11-12	1.3	0.8	1.5
28-11-12	1	0.5	2.6
29-11-12	1.5	1.3	4.9
30-11-12	1.6	2.4	4.1
01-12-12	1.6	1.4	4.6
02-12-12	1.2	1.1	2.9
03-12-12	2.3	4.3	5.5
04-12-12	2.2	3.9	3.9
05-12-12	1.4	0.9	2.7
06-12-12	1.4	2.1	4
07-12-12	1.4	2.5	3
08-12-12	1.5	1.4	2.8
09-12-12	1	2.2	4.5
10-12-12	2.1	2.2	3.1

11-12-12	1.3	2.1	4.4
12-12-12	1.5	3.1	4.2
13-12-12	1.3	2.5	2.3
14-12-12	1.4	1.1	3.3
15-12-12	1.8	0.7	1.7
16-12-12	0.8	0.5	1.2
17-12-12	1	0.6	2.5
18-12-12	0.8	0.6	1.6
19-12-12	2	1.9	3.7
20-12-12	1.4	1.2	1.5
21-12-12	1.1	2.1	4.5
22-12-12	1.2	0.6	2.3
23-12-12	1.3	0.8	2.7
24-12-12	0.9	0.7	1.6
25-12-12	0.9	1.2	1.8
26-12-12	1.4	0.6	1.4
27-12-12	1	0.6	1.3
28-12-12	0.9	0.7	3.2
29-12-12	0.9	0.6	1.5
30-12-12	1.5	1.2	1.4
31-12-12	2.4	0.7	1.5
01-01-13	0.8	0.7	1.7
02-01-13	1.1	0.6	1.5
03-01-13	0.7	0.7	1.4
04-01-13	1.1	0.7	1.2
05-01-13	1.2	1.1	2.2
06-01-13	1.7	1.4	1.8
07-01-13	3.2	2.1	6.2
08-01-13	1.9	1.9	5.3
09-01-13	2.6	2.3	6.9
10-01-13	1.3	0.9	3
11-01-13	1.6	0.9	3.5
12-01-13	1.4	3.3	5.2
13-01-13	1.8	1.9	2.1
14-01-13	1.3	0.8	1.2
15-01-13	2.1	0.8	1.3
16-01-13	1.5	2.3	3.3
17-01-13	2	4	5.1
18-01-13	2.1	4.9	7.6
19-01-13	2.3	3.4	6.933333333
20-01-13	1.6	2	6.266666667
21-01-13	1.3	1.4	5.6
22-01-13	1.6	4.2	5.4
23-01-13	1.5	2.1	3.3
24-01-13	1.3	1.1	3.1

25-01-13	2	4.2	4.4
26-01-13	1.7	3	5.1
27-01-13	1.6	1.2	2.7
28-01-13	1.1	0.8	2.1
29-01-13	1.5	2	2.9
30-01-13	1.3	1.4	2.7
31-01-13	3.2	2.1	5
01-02-13	1.3	1.2	3.7
02-02-13	1.2	1.1	3.1
03-02-13	1.8	3.3	6.4
04-02-13	2.2	2	7.4
05-02-13	1.1	0.9	2.6
06-02-13	1.4	1.1	2.4
07-02-13	1.7	2.6	4.5
08-02-13	3.1	4	8.8
09-02-13	1.1	1.7	4.3
10-02-13	1.6	2.8	3.8
11-02-13	1.3	1.9	2.8
12-02-13	1.5	1.5	3
13-02-13	1.1	0.8	2.6
14-02-13	1.2	1.4	2.7
15-02-13	1.7	1.4	2.6
16-02-13	1	1.8	2
17-02-13	0.9	1.3	1.7
18-02-13	1	1.5	2.4
19-02-13	1.4	1.1	2.7
20-02-13	1.8	2.5	4.4
21-02-13	1.2	0.8	2.1
22-02-13	1.5	1.3	4.3
23-02-13	1.1	1.2	1.5
24-02-13	1.1	1	2.1
25-02-13	1.4	1.1	2.9
26-02-13	1.5	1.1	3.6
27-02-13	1.4	1.7	2.9
28-02-13	1.6	2	4
01-03-13	1	1.3	3.2
02-03-13	0.7	0.5	1.5
03-03-13	0.9	0.9	1.3
04-03-13	1.2	0.9	1.2
05-03-13	1.4	1.5	3.3
06-03-13	1.2	1.3	2.5
07-03-13	1	0.4	1.4
08-03-13	0.7	0.9	2.3
09-03-13	0.5	0.6	1.6
10-03-13	0.9	0.7	2.8

11-03-13	1.1	1	3.5
12-03-13	1.2	1.3	3.7
13-03-13	1.3	1.2	2.5
14-03-13	0.8	1.1	2.7
15-03-13	2	2.9	4.1
16-03-13	1.1	1.4	1.6
17-03-13	1	1.3	2.1
18-03-13	0.8	1	2.3
19-03-13	0.7	0.6	2.6
20-03-13	0.7	0.6	1.7
21-03-13	0.9	0.9	2
22-03-13	0.9	2	2.4
23-03-13	1.6	2.2	2.2
24-03-13	0.7	0.7	1.5
25-03-13	0.6	0.5	2.5
26-03-13	1.1	1.6	3.2
27-03-13	0.9	0.9	1.7
28-03-13	0.7	1.1	2.4
29-03-13	0.7	0.7	0.9
30-03-13	0.6	0.6	1.1
31-03-13	0.9	0.9	1.2
01-04-13	1.6	2.2	2.9
02-04-13	1.6	1.4	2.5
03-04-13	1.3	2	4.4
04-04-13	1.9	2.3	3.3
05-04-13	1.3	1.7	3.6
06-04-13	1.5	1.6	3.9
07-04-13	1.9	2.5	6.4
08-04-13	2.8	3.2	5.3
09-04-13	1.1	1.9	2.2
10-04-13	1.6	2.2	3.6
11-04-13	1.3	1.4	2.7
12-04-13	1.1	1.2	2.1
13-04-13	1.2	1.2	2
14-04-13	1.3	1.3	3.2
15-04-13	1.8	2	3.4
16-04-13	2.8	1.8	5.3
17-04-13	1.8	2.1	6.2
18-04-13	1.8	2	4.7
19-04-13	2.1	2	2.6
20-04-13	2.9	1.6	2.7
21-04-13	1.5	2	3.2
22-04-13	2.1	2	4.2
23-04-13	1.5	1.2	1.9
24-04-13	1.4	1.2	1.8

25-04-13	2.4	1.6	2.3
26-04-13	1.9	1.4	2
27-04-13	1.7	1.2	2.4
28-04-13	1.3	0.9	2.6
29-04-13	1.3	1.1	1.9
30-04-13	2.4	1.5	1.8
01-05-13	2.9	1.3	1.9
02-05-13	2.5	1.4	1.8
03-05-13	2.4	1.2	1.9
04-05-13	1.3	1	2.1
05-05-13	1.6	1.2	2
06-05-13	1.9	1.4	2
07-05-13	2.3	1.4	1.8
08-05-13	1.7	1.4	2.3
09-05-13	1.3	1.1	1.9
10-05-13	1.6	1.3	3.3
11-05-13	1.1	0.9	1.5
12-05-13	1.4	1.8	2.9
13-05-13	1.6	1.2	4
14-05-13	1.1	1.3	2.6
15-05-13	1.2	1.2	2.1
16-05-13	1.1	1.2	2.2
17-05-13	1.2	1.8	3.5
18-05-13	1.6	2.3	2.6
19-05-13	1.4	1.2	2.1
20-05-13	1.8	1.8	4
21-05-13	1.4	1.2	1.9
22-05-13	1.3	1.2	2.6
23-05-13	1.4	2	4
24-05-13	2.7	3.8	5.5
25-05-13	1.6	2.1	2.3
26-05-13	1.5	2	2.8
27-05-13	1.8	2.7	2.7
28-05-13	1.3	1.8	2.3
29-05-13	1.2	2.2	3.4
30-05-13	1.6	2.3	3.4
31-05-13	2	1.9	3.4
01-06-13	1.8	2.7	3.1
02-06-13	2.5	2.5	4.9
03-06-13	2.2	2.6	3.4
04-06-13	1.9	1.4	3.2
05-06-13	2	1.9	3.3
06-06-13	1.5	1.8	3.9
07-06-13	1.5	1.7	2.7
08-06-13	1.3	1.3	2.3

09-06-13	1.6	1.5	2.1
10-06-13	1.7	1.6	2.9
11-06-13	1.4	1.4	3.2
12-06-13	2.2	2.1	5.3
13-06-13	1.9	1.7	4.2
14-06-13	1.7	1.3	2.7
15-06-13	1.7	1.7	2.5
16-06-13	1.5	1.7	2.9
17-06-13	2.4	1.9	5
18-06-13	3.4	3.1	6.1
19-06-13	3.5	2.9	4.7
20-06-13	3.1	3	3.7
21-06-13	3.5	3	4.2
22-06-13	2.2	2.3	2.6
23-06-13	2	1.3	1.9
24-06-13	1.2	1.1	2.1
25-06-13	1.2	1.3	2.6
26-06-13	1.3	1.1	2.5
27-06-13	1.7	1.3	2.1
28-06-13	1.5	1.4	2.3
29-06-13	1.6	1.5	2.4
30-06-13	1.9	2.5	4.9
01-07-13	2.4	3.4	4.4
02-07-13	3	2.8	5.8
03-07-13	2.4	2.3	4.2
04-07-13	1.7	1.3	2
05-07-13	2	1.2	2.4
06-07-13	2	1.2	3.3
07-07-13	2.2	1.7	3.2
08-07-13	2.3	1.8	2.3
09-07-13	2.7	1.6	2.3
10-07-13	2.8	2	2
11-07-13	2.7	1.7	2.4
12-07-13	2.2	1.2	2.1
13-07-13	2.5	1.6	2.4
14-07-13	2.5	1.6	2.9
15-07-13	2.9	2	2.9
16-07-13	1.9	1.5	2.6
17-07-13	3.4	2.1	4.1
18-07-13	3.9	2.3	4.8
19-07-13	3.6	2.9	4.7
20-07-13	2.1	1.6	2
21-07-13	2	1.4	2.4
22-07-13	4	2.5	4.3
23-07-13	3.1	2.2	4

24-07-13	2.3	1.7	2.6
25-07-13	2.5	1.7	3
26-07-13	3.6	2.2	4.6
27-07-13	3.1	2.6	5.4
28-07-13	3.8	3	5.6
29-07-13	3.1	2.9	4.3
30-07-13	2.1	1.6	2.8
31-07-13	2.3	1.4	2
01-08-13	2.4	2	3.2
02-08-13	3.8	2.5	4
03-08-13	2.9	1.9	2.7
04-08-13	4.4	2.2	4.2
05-08-13	4.3	3	4.6
06-08-13	2.8	2.4	2.6
07-08-13	4	2.3	3.9
08-08-13	3.1	2.9	3.8
09-08-13	3.3	3.4	3.3
10-08-13	2.4	2.2	2.1
11-08-13	1.7	1.2	2.8
12-08-13	2.3	1.7	2.1
13-08-13	2.2	1.7	2.3
14-08-13	2.1	1.4	1.5
15-08-13	2	1.3	1.6
16-08-13	3.2	1.9	2.2
17-08-13	3.7	1.9	2.7
18-08-13	4.6	2.4	3.9
19-08-13	3.7	2.6	4.4
20-08-13	3.2	1.8	3.6
21-08-13	1.9	1.4	2
22-08-13	1.9	1.3	2.1
23-08-13	1.4	1.3	2.7
24-08-13	1.4	1.2	3.2
25-08-13	1.4	1	1.9
26-08-13	1.2	1	2.5
27-08-13	1.1	1.3	2.1
28-08-13	1.2	1.2	1.8
29-08-13	1.1	1.4	1.9
30-08-13	1.8	1.2	2.3
31-08-13	2.4	2.4	4
01-09-13	2.9	2.7	4.7
02-09-13	1.9	1.5	2.4
03-09-13	1.5	1.7	2.9
04-09-13	2.1	1.9	5.5
05-09-13	3.7	2.9	6.6
06-09-13	1.9	1.4	3.1

07-09-13	1.3	1	1.7
08-09-13	2.2	1.5	2.1
09-09-13	3.9	2.3	5.2
10-09-13	1.4	1	1.8
11-09-13	1.2	1	1.6
12-09-13	1.4	1.2	1.7
13-09-13	1.3	1.5	2
14-09-13	1.6	2.2	3
15-09-13	1.3	1.2	3.9
16-09-13	2	1.7	3.2
17-09-13	2	2.1	3.3
18-09-13	1.3	2	2.6
19-09-13	1.5	1.5	4.1
20-09-13	1.4	1.2	3.5
21-09-13	1.6	1.6	2.9
22-09-13	2	2.3	4.8
23-09-13	3	2.2	4.8
24-09-13	1.2	1.4	2.3
25-09-13	1.1	1.2	1.8
26-09-13	1.7	1	3
27-09-13	1.2	1	3.1
28-09-13	1.1	1.1	2.2
29-09-13	1.1	1.1	1.8
30-09-13	1.3	1.3	3.2
01-10-13	1.9	1.8	4.1
02-10-13	1.6	1.3	4.1
03-10-13	1.8	2.1	4.7
04-10-13	1.8	2.2	6.8
05-10-13	4	2.4	6.4
06-10-13	3	2.4	6.1
07-10-13	1.6	1.8	3.9
08-10-13	1.8	1	1.5
09-10-13	1.4	0.7	1.5
10-10-13	1.1	0.7	1.5
11-10-13	0.9	1.2	2
12-10-13	1.3	1.3	2.1
13-10-13	3	2.4	4.1
14-10-13	3.1	2.6	4
15-10-13	1.4	0.9	1.8
16-10-13	1.5	1.2	3.6
17-10-13	2.3	3.1	4.8
18-10-13	2	3	3.4
19-10-13	1.9	1.8	4.6
20-10-13	3.1	2.2	4.7
21-10-13	1.9	1.1	2.4

22-10-13	1.1	0.8	1.3
23-10-13	2.2	1.2	1.4
24-10-13	2	1.8	2.6
25-10-13	1.3	1.5	1.5
26-10-13	1.4	1	1.3
27-10-13	1.7	1.3	2
28-10-13	1.1	0.6	1.4
29-10-13	1.3	0.8	1.4
30-10-13	1	0.7	1.6
31-10-13	1.5	0.8	1.4
01-11-13	1.6	0.8	1.4
02-11-13	1	0.7	1.4
03-11-13	1	0.6	1.7
04-11-13	1	0.8	2.5
05-11-13	1.2	1.4	2.8
06-11-13	1.3	2.2	4.5
07-11-13	1.4	2.2	2.8
08-11-13	2.4	2.5	4.1
09-11-13	2.3	1.4	1.9
10-11-13	1.2	0.7	1.7
11-11-13	0.9	0.7	2.7
12-11-13	0.9	0.6	2
13-11-13	1.5	0.8	1.3
14-11-13	1	0.7	2.5
15-11-13	1.4	1.1	2.3
16-11-13	1.5	0.9	1.3
17-11-13	1.5	1	1.5
18-11-13	1.5	0.7	1.4
19-11-13	1.5	0.7	1.5
20-11-13	1.3	0.7	2
21-11-13	1	0.7	2.6
22-11-13	1.6	1.1	3.7
23-11-13	1.3	0.8	2.7
24-11-13	1	0.8	2.8
25-11-13	1.4	3.2	5.4
26-11-13	1.2	1.9	3.4
27-11-13	1.1	1.6	1.4
28-11-13	1	1.3	1.7
29-11-13	1.4	1.8	5.1
30-11-13	1.7	1	2.2
01-12-13	1.1	0.5	1.4
02-12-13	1.3	1	2.2
03-12-13	3.4	2.9	4.4
04-12-13	2.4	3.4	3.2
05-12-13	2.4	1.6	1.6

06-12-13	2.1	0.6	1.7
07-12-13	1.5	1.6	3.6
08-12-13	2.1	2.2	7.4
09-12-13	1	1.4	5.1
10-12-13	0.7	0.9	1.8
11-12-13	4.2	3.6	9.1
12-12-13	4	3.1	8.5
13-12-13	4	2.6	6.1
14-12-13	2.1	1.4	4.3
15-12-13	1.3	0.7	1.6
16-12-13	1.7	0.6	1.1
17-12-13	1.8	2.2	2.4
18-12-13	2.8	2.7	1.7
19-12-13	1.9	0.6	1.3
20-12-13	0.8	0.6	1.3
21-12-13	0.9	0.8	1.2
22-12-13	1.7	0.8	1.4
23-12-13	1	0.6	1.1
24-12-13	0.9	0.5	1
25-12-13	1.4	0.9	1.8
26-12-13	1	1	2.4
27-12-13	1	0.8	3.5
28-12-13	2	0.8	0.8
29-12-13	1.9	1.7	1.13
30-12-13	1.9	1	1.46
31-12-13	1.7	0.9	1.8
01-01-14	1.3	0.5	1.1
02-01-14	1.5	0.8	1.5
03-01-14	1.8	0.6	2.1
04-01-14	1.5	1	1
05-01-14	1.4	0.9	1.1
06-01-14	1.4	0.5	1.1
07-01-14	1.2	0.5	1.1
08-01-14	2.5	0.9	1.2
09-01-14	1.7	0.7	1.3
10-01-14	1.5	0.7	1.4
11-01-14	0.7	0.6	1.2
12-01-14	0.7	0.6	1.1
13-01-14	0.9	0.8	1.4
14-01-14	1.5	0.8	1.2
15-01-14	1.3	0.7	1.6
16-01-14	0.9	0.9	2.4
17-01-14	0.8	0.7	1.2
18-01-14	0.8	0.7	1.5
19-01-14	1.1	0.9	2.7

20-01-14	1.2	0.8	4.2
21-01-14	1.3	0.9	4.6
22-01-14	1.8	3.8	5.4
23-01-14	0.9	1.4	1.6
24-01-14	0.8	0.7	2.4
25-01-14	1.4	2.5	4.8
26-01-14	2.7	1.4	1.6
27-01-14	1.9	2.2	3
28-01-14	1.3	1.2	2.5
29-01-14	2.5	3.3	5
30-01-14	1.2	1.7	1.7
31-01-14	1.4	1	1.4
01-02-14	1.9	1.5	1.9
02-02-14	2.3	3.6	4.1
03-02-14	2.4	3	4.4
04-02-14	2.4	1.4	2.8
05-02-14	1.6	0.8	2
06-02-14	0.9	0.7	1.6
07-02-14	0.9	0.9	1.8
08-02-14	1	0.9	2.5
09-02-14	1.4	1.1	4.3
10-02-14	1.9	2.5	5.7
11-02-14	0.9	1.1	2
12-02-14	1.2	0.7	3.3
13-02-14	1.2	1.3	3.8
14-02-14	1.9	1.4	1.7
15-02-14	1.1	0.9	1.4
16-02-14	1.4	1.8	3
17-02-14	0.9	0.7	1.3
18-02-14	0.9	0.8	1.7
19-02-14	1	0.8	1.9
20-02-14	1	0.9	2.4
21-02-14	0.9	0.9	2.6
22-02-14	1.1	1	2.4
23-02-14	1.6	1.5	2.4
24-02-14	1.8	2	3.5
25-02-14	1.4	1.3	1.7
26-02-14	1	1.6	3.1
27-02-14	1	1.3	1.8
28-02-14	0.8	1	1.9
01-03-14	1	0.8	3.1
02-03-14	2	3.2	4.15
03-03-14	1.7	2.2	5.2
04-03-14	2.4	2.9	4.4
05-03-14	1.8	2.1	5.2

06-03-14	1.4	1.3	2.1
07-03-14	1.7	0.9	1.8
08-03-14	1.3	1.5	1.6
09-03-14	1.4	1.5	1.9
10-03-14	1.5	1.7	2
11-03-14	1	2.1	1.8
12-03-14	1.7	2.6	5.5
13-03-14	3	2.9	7.2
14-03-14	3.6	2.6	6
15-03-14	1.8	1	2.5
16-03-14	1.8	1.3	4.9
17-03-14	2.4	1.6	3.5
18-03-14	1.8	1.1	1.6
19-03-14	1.2	1	1.8
20-03-14	1.4	1.3	2.9
21-03-14	3	2.9	3.4
22-03-14	1.7	1.1	2.2
23-03-14	1	1	3.65
24-03-14	1.7	1.4	5.1
25-03-14	1.7	2.5	4.3
26-03-14	1.6	1.4	4.1
27-03-14	1.4	1.3	2.6
28-03-14	2	1.9	5.8
29-03-14	2.3	1.7	4.3
30-03-14	4.4	3.4	8
31-03-14	1.5	1.1	2.9
01-04-14	1.4	1.3	2.8
02-04-14	1.6	1.2	2.1
03-04-14	1.4	1.2	1.8
04-04-14	1.6	1.3	3.1
05-04-14	1.6	1.1	4.6
06-04-14	1.3	1.1	3.1
07-04-14	2.1	2.2	4.2
08-04-14	1.7	1.5	2.4
09-04-14	1.3	1.1	2.1
10-04-14	1.8	1.6	4.3
11-04-14	2.6	3.3	5.9
12-04-14	2.3	2.4	4.6
13-04-14	1.7	1.5	2.6
14-04-14	1.6	1.4	3.2
15-04-14	1.3	1	2.2
16-04-14	1.5	1.3	3.4
17-04-14	1.6	1.8	3.7
18-04-14	2.7	3	5.2
19-04-14	2.8	5.6	4.7

20-04-14	1.3	1.5	2.4
21-04-14	1.3	2.2	2.8
22-04-14	1.5	2	2.6
23-04-14	1.3	2.1	2.4
24-04-14	2.1	1.8	3.1
25-04-14	2.2	1.6	4
26-04-14	1.5	2	3.2
27-04-14	2.2	1.7	4.8
28-04-14	2.2	2.9	4.4
29-04-14	2.4	2.8	3.7
30-04-14	1.9	1.4	4.8
01-05-14	1.4	1.5	3.4
02-05-14	1.7	1.7	3.6
03-05-14	1.5	1.1	4.6
04-05-14	2	2.9	5.1
05-05-14	1.3	1.9	1.9
06-05-14	2.1	1.4	2.3
07-05-14	2.6	2.2	2.8
08-05-14	1.6	1.7	2.4
09-05-14	2.4	1.1	2.9
10-05-14	1.7	3.4	5.4
11-05-14	1.5	1.1	2.3
12-05-14	1.2	1.4	2.3
13-05-14	1.2	1.2	2.8
14-05-14	1.1	1.4	3.3
15-05-14	2.4	2.6	6.2
16-05-14	2.2	2	4.6
17-05-14	1.6	1.6	3.5
18-05-14	1.2	1.8	2.3
19-05-14	1.2	1.4	2.5
20-05-14	1.3	0.9	1.7
21-05-14	2.1	1.3	2.1
22-05-14	1.5	1.5	2.5
23-05-14	1.5	1.3	2
24-05-14	1.2	1.5	2
25-05-14	1.3	1.3	2
26-05-14	1.3	1.2	2.6
27-05-14	1.4	1.3	2.6
28-05-14	1.2	1.2	2
29-05-14	1.7	1.6	4
30-05-14	2.1	2.7	4.3
31-05-14	1.6	2	2.8
01-06-14	1.6	2	2.4
02-06-14	1.2	1.8	2.7
03-06-14	1.2	1.6	2.1

04-06-14	2.6	2.7	4.9
05-06-14	1.7	3.3	3.3
06-06-14	1.3	1.3	2.7
07-06-14	1.3	1.4	2.6
08-06-14	1.1	1.2	1.8
09-06-14	1.2	1.1	2
10-06-14	2.4	1.3	1.9
11-06-14	1.3	1.2	1.8
12-06-14	2.6	2.1	4.7
13-06-14	1.7	1.9	3.5
14-06-14	1.3	1	2.5
15-06-14	1.5	1.1	3.4
16-06-14	1.5	1.7	2.4
17-06-14	1.3	1.3	2
18-06-14	1.3	1.4	1.8
19-06-14	2	1.6	2.2
20-06-14	2.1	2.2	3.2
21-06-14	1.1	1.5	2.2
22-06-14	1.3	1.7	2.3
23-06-14	2.2	2	3.7
24-06-14	2.4	1.9	4.3
25-06-14	1.9	1.6	3.6
26-06-14	1.5	1.5	2
27-06-14	1.5	1.5	2.3
28-06-14	1.4	1.4	2.8
29-06-14	3.7	2.2	3.1
30-06-14	2	1.5	1.8
01-07-14	1.4	1.6	2.4
02-07-14	1.6	1.6	2
03-07-14	1.9	1.4	2.1
04-07-14	2.8	2.6	4.5
05-07-14	5.5	2.8	6
06-07-14	2.1	1.6	3.6
07-07-14	1.4	1	1.8
08-07-14	1.7	1.2	2
09-07-14	1.8	1.4	2
10-07-14	1.7	1.7	3.7
11-07-14	1.9	1.9	4.6
12-07-14	2.2	1.7	5.7
13-07-14	1.4	1.8	2.7
14-07-14	2.2	1.3	2.1
15-07-14	1.9	1.6	3
16-07-14	1.8	1.5	4.3
17-07-14	1.5	1.2	2.8
18-07-14	1.6	1.5	3.1

19-07-14	1.5	1.4	2.6
20-07-14	2.4	2.4	4.4
21-07-14	2.4	2.2	4.8
22-07-14	1.8	1.3	2.1
23-07-14	1.7	1.8	3.7
24-07-14	1.8	1.5	3.9
25-07-14	1.6	1.6	2.9
26-07-14	2.8	1.8	3.3
27-07-14	1.2	1.4	2
28-07-14	1.2	1.5	2.4
29-07-14	1.3	1.4	2.8
30-07-14	1.2	1.5	2.2
31-07-14	1.8	1.6	2.2
01-08-14	2	1.7	4.3
02-08-14	1.7	1.4	4.2
03-08-14	1.6	1.7	2.5
04-08-14	1.7	1.7	3.6
05-08-14	2	1.7	3.8
06-08-14	2.6	1.7	2.6
07-08-14	1.5	1.3	3.3
08-08-14	1.3	1.3	1.9
09-08-14	1.4	1.4	2.5
10-08-14	3.1	2.2	3.4
11-08-14	2.2	1.3	1.8
12-08-14	1.9	1.2	1.9
13-08-14	3.3	1.6	3.1
14-08-14	1.5	1.1	1.9
15-08-14	1.1	1.1	2.4
16-08-14	1.1	1.4	2
17-08-14	1.3	1.2	2.5
18-08-14	2.1	2.3	3.7
19-08-14	1.7	2.1	3.6
20-08-14	2.3	1.3	2.1
21-08-14	1.2	1.5	2.5
22-08-14	1.4	1.7	3.5
23-08-14	2.2	1.4	2.8
24-08-14	1.6	1.2	1.7
25-08-14	1.8	1.4	1.8
26-08-14	1.4	1.2	2
27-08-14	1.3	0.9	1.9
28-08-14	1.4	0.9	2.6
29-08-14	2.7	2.3	3.2
30-08-14	2.9	1.6	2.4
31-08-14	2.2	1.3	2.5
01-09-14	1.6	1.3	3.1

02-09-14	1.4	1.2	3.5
03-09-14	1.4	1.7	2.7
04-09-14	1.5	1.2	4
05-09-14	1.3	1.1	3
06-09-14	1.5	1.3	3.5
07-09-14	1.2	1	3.4
08-09-14	1.4	1.2	3.2
09-09-14	1.2	1	2.2
10-09-14	1.3	1.1	2.1
11-09-14	1	0.8	1.6
12-09-14	1.2	0.8	2.1
13-09-14	1.525	1	1.8
14-09-14	1.85	1.1	1.7
15-09-14	2.175	1.1	2
16-09-14	2.5	1	2.7
17-09-14	1.6	1.1	2
18-09-14	1	1	2
19-09-14	1.5	1.4	3.8
20-09-14	2.2	1.9	5
21-09-14	1.2	0.9	2.9
22-09-14	1.1	1.3	2.2
23-09-14	2.3	2.2	4.9
24-09-14	2.3	3.1	3.7
25-09-14	1.6	1.5	3.1
26-09-14	1.3	1.2	2.5
27-09-14	1.7	2.4	4
28-09-14	2.1	2.2	5.6
29-09-14	2.9	3	6.2
30-09-14	2	2	4.2
01-10-14	2.2	1.5	2.7
02-10-14	2.4	1.4	2.4
03-10-14	2	1.1	1.6
04-10-14	1.3	0.8	2.1
05-10-14	1.3	0.8	3.6
06-10-14	1.1	1.3	2.3
07-10-14	1.3	1	1.6
08-10-14	1.9	1.1	1.4
09-10-14	2.5	1.3	1.8
10-10-14	1.9	1.1	1.6
11-10-14	1.9	0.9	1.4
12-10-14	1.3	0.8	2.2
13-10-14	0.9	0.8	1.7
14-10-14	1	0.7	1.5
15-10-14	0.8	0.8	1.6
16-10-14	0.7	1	1.8

17-10-14	0.8	1.5	2.3
18-10-14	1.1	1.7	2.5
19-10-14	3.1	2.8	7.3
20-10-14	2.4	2.6	5.8
21-10-14	1.7	0.7	2.4
22-10-14	1.6	1.3	4.9
23-10-14	1.7	3.1	4.4
24-10-14	2.1	1.5	3.1
25-10-14	3.3	2.3	2.7
26-10-14	1.1	0.7	2.1
27-10-14	1.2	0.8	2
28-10-14	1.3	0.7	1.5
29-10-14	1.4	0.7	1.6
30-10-14	1.1	1	1.5
31-10-14	1.2	1.2	2.5
01-11-14	1.8	1.6	4.2
02-11-14	2.2	1.4	2.6
03-11-14	3.5	2.1	4.5
04-11-14	1.8	1.1	2
05-11-14	1.7	0.6	1.5
06-11-14	1	0.7	1.9
07-11-14	1.5	0.8	1.5
08-11-14	1.5	0.8	2.8
09-11-14	0.9	1.9	4
10-11-14	0.9	1	2.8
11-11-14	1.1	0.6	1.4
12-11-14	1.1	0.6	1.3
13-11-14	0.9	0.5	1.9
14-11-14	0.9	1.1	3.2
15-11-14	1.2	1.1	1.7
16-11-14	1.6	0.8	1
17-11-14	1.2	0.5	1.4
18-11-14	0.9	0.7	1.6
19-11-14	0.8	0.6	1.9
20-11-14	1.4	1.4	3.8
21-11-14	1	1.2	3.2
22-11-14	1.7	1.3	6.1
23-11-14	2.6	2.4	4.6
24-11-14	2.8	2.5	4
25-11-14	2.4	1.3	3.4
26-11-14	2.2	1.45	6.8
27-11-14	2.2	1.6	4.4
28-11-14	1.3	0.6	1.6
29-11-14	1	0.5	1.2
30-11-14	0.6	1.4	1.2

01-12-14	0.9	2.1	2.5
02-12-14	0.8	0.8	3
03-12-14	1.5	0.9	2.7
04-12-14	1.2	1.7	3.5
05-12-14	0.7	0.5	2
06-12-14	1	0.6	1.5
07-12-14	1	0.8	3.3
08-12-14	1.2	1.6	3.4
09-12-14	1.9	1.9	2.3
10-12-14	1.6	1.1	3.4
11-12-14	1.1	1.1	2.7
12-12-14	1.2	1.9	2.1
13-12-14	2.8	1.3	2.6
14-12-14	1.4	1	1.9
15-12-14	1.7	0.7	1.5
16-12-14	1.2	0.4	1.2
17-12-14	0.8	0.8	2.1
18-12-14	1.3	1.3	2.8
19-12-14	1.3	1.1	1.5
20-12-14	0.9	0.6	1.4
21-12-14	0.8	0.6	1.8
22-12-14	2.5	2.5	5.3
23-12-14	1	0.8	3.5
24-12-14	0.8	0.7	1.2
25-12-14	0.7	0.6	1.4
26-12-14	0.8	0.4	2.1
27-12-14	1.8	2.4	4.1
28-12-14	1.2	1.8	2.6
29-12-14	2.5	4.8	6.9
30-12-14	2.5	3.2	7.4
31-12-14	2.8	2.4	6.6
01-01-15	2.3	1.7	3.3
02-01-15	1.2	1.7	2.4
03-01-15	0.9	0.9	1.9
04-01-15	0.9	1	1.9
05-01-15	1.4	1.6	2.9
06-01-15	2.7	2.6	3.9
07-01-15	2.2	2.3	5.9
08-01-15	2.5	2.8	6.7
09-01-15	2.2	2.2	6.4
10-01-15	0.9	0.6	1.4
11-01-15	0.8	0.8	1.6
12-01-15	2.1	4.4	6.1
13-01-15	1.9	1.8	2.5
14-01-15	1.9	0.7	1.4

15-01-15	1	0.5	1.4
16-01-15	2	1.3	1.4
17-01-15	2	1.1	1.5
18-01-15	1.3	0.5	1.1
19-01-15	0.8	0.7	1.1
20-01-15	0.8	0.7	1.5
21-01-15	1.3	0.8	3.8
22-01-15	1.4	0.7	1.6
23-01-15	1.4	0.6	1.6
24-01-15	1.5	3.5	4.4
25-01-15	1.1	2.9	3
26-01-15	1	1.3	3
27-01-15	1.9	1.6	2.5
28-01-15	1.4	1.7	3
29-01-15	1.3	0.9	3.2
30-01-15	1.6	1.9	4.8
31-01-15	2.7	6.5	7
01-02-15	2.9	8.3	6.7
02-02-15	2.7	5.2	7.1
03-02-15	3.3	3	4.8
04-02-15	1.3	1.2	1.9
05-02-15	1.3	1	3.8
06-02-15	1	1.6	4.1
07-02-15	1.5	1.7	3.9
08-02-15	1.2	1.1	2.4
09-02-15	1.4	2.1	2.2
10-02-15	2	1.5	1.1
11-02-15	3.7	2.9	6.1
12-02-15	1.8	2.6	5.4
13-02-15	3.9	2.2	4.2
14-02-15	2.1	0.9	1.6
15-02-15	2.1	0.6	1.5
16-02-15	1.2	1.2	2.3
17-02-15	2.3	2.4	5.1
18-02-15	5.3	2.8	7.3
19-02-15	2.5	2.1	7.6
20-02-15	2.3	2.9	7.1
21-02-15	3.8	2.6	6
22-02-15	1.7	0.8	2.7
23-02-15	1.3	0.7	3.8
24-02-15	2	1.7	2.9
25-02-15	1.7	1.8	3.7
26-02-15	1.4	1.4	3.5
27-02-15	1.7	1.8	2.7
28-02-15	1.9	1.6	3.4

01-03-15	1	1.1	1.2
02-03-15	1	2.1	1.8
03-03-15	1.2	1	1.5
04-03-15	1.9	1.9	3.5
05-03-15	2.4	1.3	3
06-03-15	0.9	0.7	4.7
07-03-15	1	1.7	3.8
08-03-15	1.6	1.6	2.7
09-03-15	1.9	1.4	3.1
10-03-15	1.5	2.3	4.2
11-03-15	1.9	2.6	3.6
12-03-15	1.2	1.6	2.4
13-03-15	1.7	2	3.8
14-03-15	2.6	1.9	3.9
15-03-15	1.2	1.8	3.1
16-03-15	1.6	2	4.8
17-03-15	1.7	2.4	5.2
18-03-15	1.4	1.1	1.7
19-03-15	1.1	1.9	2.3
20-03-15	1.1	1.5	2
21-03-15	1.7	2.5	5.7
22-03-15	1.6	1.8	4.7
23-03-15	1.3	0.9	2.9
24-03-15	1.3	1.2	2.1
25-03-15	1.8	1.2	1.7
26-03-15	1.6	1.3	3.7
27-03-15	1.2	1.5	4
28-03-15	1.2	1.6	1.8
29-03-15	1.8	2.8	4.1
30-03-15	0.9	1.4	2.1
31-03-15	1.1	1.1	3.4
01-04-15	1.4	1.5	3.4
02-04-15	1.9	2.7	5.4
03-04-15	1.7	1.4	1.8
04-04-15	1.8	2.5	3.2
05-04-15	1.9	1.1	4
06-04-15	1.9	1.9	5.6
07-04-15	2.2	3.5	5.5
08-04-15	1.3	2.9	1.9
09-04-15	1	1.7	3.1
10-04-15	3.6	2.4	6.4
11-04-15	5.8	3.1	6.9
12-04-15	1.8	1.8	5.1
13-04-15	2.4	2	4.2
14-04-15	1.2	1.1	1.7

15-04-15	1.5	1.3	1.9
16-04-15	1.2	1.1	1.8
17-04-15	1.4	1.3	3.4
18-04-15	1.9	1.8	5.5
19-04-15	2.3	2.1	6.9
20-04-15	1.8	2.2	3.6
21-04-15	1.7	1.9	3.4
22-04-15	1.9	2	3.7
23-04-15	2.2	2.2	6.6
24-04-15	1.4	1.3	3.8
25-04-15	1.6	1.2	4.1
26-04-15	1.3	1.5	3.5
27-04-15	1.2	1.1	2.1
28-04-15	1.9	1.9	4.1
29-04-15	2.6	2	5.5
30-04-15	1.3	1.8	2.6
01-05-15	1.4	1.2	2.5
02-05-15	1.2	1.3	3
03-05-15	1.6	1.9	3.4
04-05-15	2.2	1.8	3.5
05-05-15	2.1	1.5	2.7
06-05-15	1.5	1.4	2.3
07-05-15	1.2	1	1.6
08-05-15	2.45	2	2.65
09-05-15	3.7	3	3.7
10-05-15	2.5	2	2.3
11-05-15	2.2	1.3	1.9
12-05-15	2.1	2.2	2.2
13-05-15	3.6	1.7	3.4
14-05-15	1.2	1.2	1.9
15-05-15	1.5	1.4	4.1
16-05-15	1.1	1	2.6
17-05-15	0.9	1	2.4
18-05-15	2.4	1.9	3
19-05-15	1.9	1.6	2.9
20-05-15	2.4	2.4	4.4
21-05-15	1.5	1.6	2.7
22-05-15	1.3	1.3	2.1
23-05-15	1.2	1.5	2.1
24-05-15	1.8	1.6	4.4
25-05-15	1.6	1.2	4.8
26-05-15	1.4	0.7	3.9
27-05-15	1.3	2.8	4.4
28-05-15	1.2	1.6	2.2
29-05-15	1.4	1.3	2.4

30-05-15	1	1.6	2.7
31-05-15	1.2	1.3	2.5
01-06-15	1.6	1.2	2
02-06-15	2.1	1.4	1.7
03-06-15	2.1	1.1	1.9
04-06-15	1.1	0.8	1.7
05-06-15	1.3	1.3	2.5
06-06-15	1.6	1.3	1.9
07-06-15	1.5	1	1.6
08-06-15	1.5	1.1	2.7
09-06-15	1.6	1	2.9
10-06-15	1.7	1.1	2.3
11-06-15	1.4	1	2.2
12-06-15	1	1.2	1.9
13-06-15	1.8	1.2	1.9
14-06-15	1.6	1.1	2.7
15-06-15	1.5	1.3	2.3
16-06-15	1.2	1.3	2.9
17-06-15	1.6	1.4	2.3
18-06-15	1.7	1.2	3
19-06-15	1.4	1.3	4
20-06-15	1.1	1.1	1.9
21-06-15	1.8	1.1	2.1
22-06-15	1.3	1	2.6
23-06-15	1.3	1.2	2.2
24-06-15	1.3	1.1	2.9
25-06-15	1.2	1.6	3.2
26-06-15	1.5	1.7	4.1
27-06-15	1.6	1.4	2.9
28-06-15	1.5	1.1	2.2
29-06-15	1.5	1.2	2.3
30-06-15	1.2	1.2	2.9
01-07-15	1.4	1	1.9
02-07-15	2.2	1.3	2.2
03-07-15	2.5	2.1	4.3
04-07-15	2.4	1.7	3
05-07-15	1.6	0.9	2.2
06-07-15	1.5	1.2	2.2
07-07-15	2.3	1.8	3.6
08-07-15	2.7	1.5	2.4
09-07-15	1.1	0.9	1.9
10-07-15	1.1	1.1	2
11-07-15	2.3	1.7	2.6
12-07-15	1.9	2	3.7
13-07-15	3	2.2	4.6

14-07-15	1.7	1	1.7
15-07-15	2	2.1	3.9
16-07-15	3.7	2.2	4.6
17-07-15	3.6	3.3	4.5
18-07-15	3.4	3	3.2
19-07-15	3	3	2.6
20-07-15	1.6	1.8	0.7
21-07-15	1.9	1.3	1.2
22-07-15	2.9	2.3	3.2
23-07-15	1.9	1.7	1.3
24-07-15	1.4	0.9	3.4
25-07-15	1.3	2.2	1.9
26-07-15	1.5	1.1	0.7
27-07-15	1.5	1.7	0.4
28-07-15	1.1	0.9	0.1
29-07-15	1.6	1.1	0.1
30-07-15	1.9	0.9	0
31-07-15	1.7	1	1.6
01-08-15	1.7	1.4	3.1
02-08-15	2.8	1.8	2
03-08-15	1.6	0.9	1.6
04-08-15	2.3	1.3	2.2
05-08-15	1.2	0.9	2.1
06-08-15	1.6	1.1	2
07-08-15	1.3	0.8	2
08-08-15	1.8	1.1	2.4
09-08-15	1.7	1.2	2.2
10-08-15	1.3	1.1	1.7
11-08-15	1.1	1.3	2.1
12-08-15	1.1	1	1.8
13-08-15	1.2	0.9	1.6
14-08-15	1.5	1.2	2.2
15-08-15	1.3	1.1	2.3
16-08-15	1.3	0.9	2.5
17-08-15	1.2	0.9	1.9
18-08-15	1.1	1	2.6
19-08-15	1.3	1.1	2.8
20-08-15	1	0.7	2.3
21-08-15	1.2	1	2.3
22-08-15	2	1.3	2.5
23-08-15	1.5	1.4	3.3
24-08-15	3.1	2.2	4.6
25-08-15	4.4	2.1	4.9
26-08-15	3.6	1.7	3.1
27-08-15	2.5	2	3

28-08-15	2.4	1.6	3.3
29-08-15	2.5	2.3	3.8
30-08-15	4.4	2.3	4.6
31-08-15	3.7	2.5	4.4
01-09-15	2	1.5	1.8
02-09-15	1.3	0.9	2
03-09-15	1.3	1	3.1
04-09-15	1.3	1	2.1
05-09-15	1.2	1	1.6
06-09-15	1.2	1	1.5
07-09-15	1	1	1.6
08-09-15	1.2	1.3	1.7
09-09-15	1.4	1.2	2.4
10-09-15	1.7	1.2	1.7
11-09-15	1.1	1.1	1.4
12-09-15	1.6	2.2	3.5
13-09-15	1.7	2	4.4
14-09-15	1.4	1.1	2.3
15-09-15	1.2	0.8	2.1
16-09-15	1.4	0.9	1.8
17-09-15	2	1	1.7
18-09-15	1.7	0.9	2.2
19-09-15	1.5	0.6	3.4
20-09-15	1.7	1	4
21-09-15	1.2	1.3	2.4
22-09-15	1.5	1.3	3.7
23-09-15	1.4	2.1	3.5
24-09-15	1.3	1	3.8
25-09-15	1	0.9	1.7
26-09-15	1	0.9	1.8
27-09-15	1.2	0.8	2.3
28-09-15	1.3	0.8	2.8
29-09-15	1	1.5	2.2
30-09-15	1.7	1.8	3.9
01-10-15	2.3	1.9	3.1
02-10-15	1.7	1	1.4
03-10-15	1.2	0.7	1.8
04-10-15	1.2	0.7	1.9
05-10-15	1	0.7	2.2
06-10-15	1.1	1.2	2.7
07-10-15	1	1.1	2.8
08-10-15	1.2	0.6	1.4
09-10-15	0.8	1.1	1.9
10-10-15	1.1	0.8	1.7
11-10-15	1.4	1.2	3.5

12-10-15	1.7	2.1	5
13-10-15	1	1.3	2.5
14-10-15	1.2	1	2.1
15-10-15	1.2	0.6	1.3
16-10-15	1.2	0.8	1.2
17-10-15	1	0.6	1.4
18-10-15	1.1	0.7	1.8
19-10-15	1	0.9	1.9
20-10-15	1	1.1	2
21-10-15	1.5	1.4	3.8
22-10-15	1.2	1	3.7
23-10-15	2	1.9	3.9
24-10-15	1.8	1.4	3.3
25-10-15	2	1.4	2.9
26-10-15	3.7	2.2	4.1
27-10-15	2.6	1.9	3.3
28-10-15	3.5	2.8	1.2
29-10-15	3.2	2.7	2
30-10-15	2.7	0.9	1.5
31-10-15	3.3	1.6	2
01-11-15	3.4	3.4	2.4
02-11-15	2	2.3	3.5
03-11-15	1.5	1.3	1.5
04-11-15	1.4	0.9	1.2
05-11-15	1.1	0.6	1
06-11-15	0.9	0.6	1.4
07-11-15	1	0.6	1.6
08-11-15	1	1	2.1
09-11-15	1.1	1.7	5
10-11-15	1.4	1.5	4.5
11-11-15	1.1	1	2.5
12-11-15	1.4	1.2	2.4
13-11-15	1	0.9	0.9
14-11-15	1.4	0.6	1
15-11-15	0.9	0.8	1.4
16-11-15	1	0.8	1.3
17-11-15	3.4	2.1	4.1
18-11-15	1.1	1	1.6
19-11-15	1	0.7	1.2
20-11-15	1.1	0.6	2.2
21-11-15	1.5	1.9	4.4
22-11-15	1.4	2.7	4.9
23-11-15	1	0.8	2
24-11-15	0.9	0.6	1.3
25-11-15	1.1	1	3.9

26-11-15	1.8	3.5	4.4
27-11-15	1.3	1.4	3.3
28-11-15	1.8	3.2	4.4
29-11-15	1	1.9	1.8
30-11-15	1.2	1.8	2.5
01-12-15	0.9	1.2	4.4
02-12-15	1.5	1.6	3.1
03-12-15	2.1	2.2	7.2
04-12-15	1.9	2	3.7
05-12-15	2.2	2.1	2.1
06-12-15	1.1	0.6	0.3
07-12-15	1.5	0.5	0.3
08-12-15	1.6	0.6	0.5
09-12-15	1.6	1.2	0.6
10-12-15	1.2	0.5	0.3
11-12-15	1.3	0.4	0.7
12-12-15	1.8	1	0.4
13-12-15	1.2	1	1
14-12-15	2.2	0.5	0.8
15-12-15	1.7	0.4	0.3
16-12-15	0.8	0.5	0.3
17-12-15	1.9	2.1	0.7
18-12-15	2.4	1.7	2.8
19-12-15	2.4	0.5	1.5
20-12-15	1.5	0.5	1.4
21-12-15	2	0.8	1.8
22-12-15	1.8	0.6	5.3
23-12-15	1.9	1	3.5
24-12-15	1.5	0.7	1.2
25-12-15	1	0.4	1.4
26-12-15	2.1	1.4	2.1
27-12-15	2	1.1	4.1
28-12-15	1.2	0.5	2.6
29-12-15	0.9	0.6	6.9
30-12-15	2.1	2.3	1.6
31-12-15	4.8	2.8	7.3
01-01-16	3	2.2	6.8
02-01-16	0.9	0.8	4.533333333
03-01-16	1.1	0.8	2.266666667
04-01-16	1.3	2.4	0
05-01-16	1.8	2.3	2.3
06-01-16	2	2.4	4.6
07-01-16	3.2	4.5	6.9
08-01-16	1.7	3.4	2.1
09-01-16	1.1	1.2	1.4

10-01-16	0.8	0.6	0.7
11-01-16	1	1	0.2
12-01-16	1.9	3.5	0.6
13-01-16	3.3	6.3	2.1
14-01-16	1.3	2.7	1.466666667
15-01-16	1.4	0.9	0.833333333
16-01-16	1.3	2.5	0.2
17-01-16	2.5	4.7	0.7
18-01-16	3.2	2.2	0.7
19-01-16	1.4	2.2	0.8
20-01-16	1.2	0.8	1.75
21-01-16	0.7	0.9	2.7
22-01-16	1.2	1.1	2.3
23-01-16	5.4	2.7	6.1
24-01-16	6	3.1	7.7
25-01-16	2.5	2.3	6.9
26-01-16	1.6	1	2.5
27-01-16	1.4	1.6	3.9
28-01-16	0.8	0.7	1.5
29-01-16	0.7	0.7	1.1
30-01-16	0.7	0.9	1.1
31-01-16	1.2	0.8	1.8
01-02-16	1.1	1.2	3.5
02-02-16	1.7	1.8	2.8
03-02-16	0.9	0.7	2
04-02-16	1.9	1	4.8
05-02-16	1.7	3.3	4.7
06-02-16	1.4	2.5	6.2
07-02-16	4.2	3.3	6.7
08-02-16	1.7	2	1.9
09-02-16	0.9	0.7	1.5
10-02-16	1.1	0.8	2.8
11-02-16	1.8	2.2	5.1
12-02-16	2.3	2.4	4.9
13-02-16	1.8	3.7	5.5
14-02-16	2.3	3.4	5.6
15-02-16	1.4	0.9	4.9
16-02-16	1.2	1	1.6
17-02-16	1.2	0.8	1.1
18-02-16	1.7	1	1.9
19-02-16	1.6	2.2	3.9
20-02-16	1.4	1.9	4
21-02-16	2.7	1.7	3.5
22-02-16	4.2	2.9	6.5
23-02-16	2.2	1.1	2.8

24-02-16	1.2	0.8	4.1
25-02-16	1.4	1.3	4.5
26-02-16	1.4	1.1	2.9
27-02-16	1.5	1.9	4.1
28-02-16	1.4	0.8	2.7
29-02-16	1.1	0.9	2.5
01-03-16	1.7	1.5	4.7
02-03-16	1.7	2.5	4.5
03-03-16	1.7	2.6	3.6
04-03-16	1.9	2.6	5
05-03-16	1.7	3	3.8
06-03-16	1.1	1	2.1
07-03-16	1.1	0.8	2.8
08-03-16	0.9	0.8	2.5
09-03-16	1.9	1	2.4
10-03-16	1.8	2.7	3.9
11-03-16	1.2	1.3	2.3
12-03-16	1	1	2
13-03-16	1.7	1.1	2.1
14-03-16	1.7	1.4	2.4
15-03-16	3	2.3	4.6
16-03-16	2.8	1.8	4.7
17-03-16	2.9	2.4	4.4
18-03-16	1.3	1.3	2.3
19-03-16	1.4	2.2	4.2
20-03-16	1.8	1.7	3.9
21-03-16	1.3	1.5	3.2
22-03-16	1.3	1.7	3.4
23-03-16	1.8	2.8	5.5
24-03-16	3.5	3.5	6.8
25-03-16	2.5	3.1	4.2
26-03-16	2	2.9	4.2
27-03-16	2.1	1.9	2.8
28-03-16	2.1	1.8	4.9
29-03-16	1.1	1.3	3.8
30-03-16	1.2	1.1	1.6
31-03-16	1	1.1	1.7
01-04-16	1.4	1.1	3.4
02-04-16	1.1	1	2.1
03-04-16	1.5	1.4	1.9
04-04-16	1.3	1.2	1.7
05-04-16	1.1	1	2.2
06-04-16	1.5	0.8	2.7
07-04-16	1.5	1.1	2.7
08-04-16	1.9	2.2	4.6

09-04-16	2.1	3.8	6.1
10-04-16	2.5	1.9	4.6
11-04-16	1.4	1.1	2.8
12-04-16	1.3	1	2.4
13-04-16	1.8	1.7	4.2
14-04-16	1.4	1.3	1.6
15-04-16	2.4	2.4	5
16-04-16	1.3	1.3	2.5
17-04-16	1.1	1.1	2
18-04-16	1.4	1.1	1.6
19-04-16	1.6	1	2.1
20-04-16	2.2	1.9	4.4
21-04-16	2.3	2.1	4.3
22-04-16	2.7	1.7	3.6
23-04-16	1.6	1	3.7
24-04-16	2.4	2.5	6
25-04-16	2.9	2.7	5.7
26-04-16	2.2	3.5	5.2
27-04-16	1.1	1.9	2.9
28-04-16	1.2	1.2	2
29-04-16	1.4	1.2	2.1
30-04-16	1.1	1.3	2
01-05-16	1.5	1.1	1.5
02-05-16	1.7	0.9	2.4
03-05-16	1.5	1.7	4.6
04-05-16	1.6	1.7	2.8
05-05-16	1.8	1.5	2.2
06-05-16	1.2	1	1.6
07-05-16	1	1.3	2.5
08-05-16	1.4	0.9	2.1
09-05-16	1.3	1	1.9
10-05-16	1.4	1	1.9
11-05-16	1.7	1.4	1.9
12-05-16	1.4	1.5	3.6
13-05-16	2.1	2.5	5.5
14-05-16	1.4	1.5	4.5
15-05-16	1.7	2.1	4.6
16-05-16	1.4	1.4	2
17-05-16	1.2	1.4	2.1
18-05-16	1.6	1.6	2.7
19-05-16	1.3	1.5	4
20-05-16	1.1	1.1	2.1
21-05-16	1.3	1.1	3.2
22-05-16	1.4	1.3	2.7
23-05-16	1.5	1.2	3.3

24-05-16	1.4	1.5	3.6
25-05-16	2.2	2	5.4
26-05-16	1.4	2.4	2.9
27-05-16	1.5	1.6	3.7
28-05-16	1.5	1.5	4
29-05-16	1.2	1.3	2.8
30-05-16	1.3	1.6	2.4
31-05-16	1.7	1.6	3.9
01-06-16	1.1	1.5	2.5
02-06-16	1.2	1.3	2.6
03-06-16	1.9	1.7	4.3
04-06-16	1.5	2.1	2.7
05-06-16	1.3	1.3	2.1
06-06-16	1.7	1.5	2.4
07-06-16	1.5	1.3	2.4
08-06-16	2.8	1.8	3.4
09-06-16	3.8	1.8	4.2
10-06-16	1.9	1.1	2.5
11-06-16	1.2	1.1	2.5
12-06-16	1.3	1.2	2.9
13-06-16	1.9	1.7	4.5
14-06-16	1.2	2	5.2
15-06-16	1.7	2.3	2.8
16-06-16	1.4	1.4	2.4
17-06-16	3.1	1.9	4.7
18-06-16	3.7	2.3	4.9
19-06-16	2.6	1.7	3.6
20-06-16	2.3	1.9	2.6
21-06-16	2.5	2.4	4
22-06-16	3.1	2	3.4
23-06-16	3.3	1.8	2.8
24-06-16	3.9	2.1	3.4
25-06-16	2.5	1.7	2.1
26-06-16	1.9	1.6	3.1
27-06-16	1.5	1.9	2.7
28-06-16	1.7	1.6	2.8
29-06-16	1.6	1.5	2.4
30-06-16	1.2	1.2	1.9
01-07-16	2	1.8	3.3
02-07-16	2.3	1.3	2.5
03-07-16	1.7	1.2	1.7
04-07-16	3.2	2.1	3.6
05-07-16	5	2.6	5
06-07-16	3	2.3	4.5
07-07-16	1.9	1.1	1.9

08-07-16	4	2.3	5.1
09-07-16	2.8	1.7	2.9
10-07-16	2	1.5	2.2
11-07-16	2.8	2.3	4.5
12-07-16	2.8	1.9	2.4
13-07-16	1.3	1.1	1.9
14-07-16	1.3	1.2	2.1
15-07-16	1.2	1.3	2.1
16-07-16	1.1	1.2	2.4
17-07-16	1.2	1.5	2.4
18-07-16	1.3	1.6	3.1
19-07-16	2.9	2.6	4.4
20-07-16	2.6	1.9	3.1
21-07-16	1.5	1.5	2.2
22-07-16	1.1	1.1	2.3
23-07-16	1.5	1.2	2.1
24-07-16	3.1	2.1	4.9
25-07-16	3.8	2.5	4
26-07-16	1.7	1.4	1.8
27-07-16	1.6	1	2
28-07-16	1.3	0.9	2
29-07-16	2.4	1.1	1.9
30-07-16	2.3	1.3	1.9
31-07-16	2	1.5	1.7
01-08-16	1.7	1	2.1
02-08-16	1.3	1	2.2
03-08-16	1.5	1.3	2.3
04-08-16	2.3	2.2	2.8
05-08-16	2.3	1.6	2.8
06-08-16	1.6	1.2	2.4
07-08-16	1.2	1.3	2
08-08-16	2.2	1.5	2.9
09-08-16	1.8	1.1	1.8
10-08-16	1.6	1.2	2.5
11-08-16	1.4	1	1.9
12-08-16	1.4	1	2.3
13-08-16	1.6	1.9	3.1
14-08-16	4.2	2.3	5.3
15-08-16	3.2	2.2	3.4
16-08-16	2.7	1.5	2.5
17-08-16	1.5	1.4	2.9
18-08-16	1.5	1	1.7
19-08-16	1.6	0.9	2.1
20-08-16	1.6	1	2.8
21-08-16	1.7	2	2.7

22-08-16	1.3	0.9	2
23-08-16	1.2	0.9	2.5
24-08-16	2.7	1.3	2.5
25-08-16	3.2	1.7	3.1
26-08-16	2.5	1.8	2.7
27-08-16	2.3	1.4	3.7
28-08-16	1.5	1	3
29-08-16	1.6	1.2	3.7
30-08-16	1.2	1	2.9
31-08-16	2	1.8	3.7
01-09-16	4.6	2.2	4.9
02-09-16	2.4	1.4	2.1
03-09-16	2.5	1.5	2.5
04-09-16	1.9	1.4	2
05-09-16	1.4	1.3	1.9
06-09-16	1.3	1.1	3.6
07-09-16	1.4	0.9	2
08-09-16	1.7	1	1.7
09-09-16	1.3	0.9	1.7
10-09-16	1.5	1.1	1.9
11-09-16	1.6	1.2	3
12-09-16	1.2	1	2.9
13-09-16	1.4	1.7	2.7
14-09-16	1.2	1	1.7
15-09-16	1.5	0.9	2.5
16-09-16	1.9	1.1	4
17-09-16	1.2	1.3	2.7
18-09-16	1.2	1.1	1.8
19-09-16	1.4	1.3	2.9
20-09-16	1.6	2.3	3.9
21-09-16	1.3	1.3	2
22-09-16	1.2	1.4	2.1
23-09-16	1.8	1.7	5.2
24-09-16	3.3	2.8	6
25-09-16	2.5	1.8	1.7
26-09-16	1.7	1	1.7
27-09-16	2	1	1.7
28-09-16	2.9	2	4.2
29-09-16	1.7	1.1	2.2
30-09-16	1.5	1.2	1.7
01-10-16	1.3	0.9	1.6
02-10-16	1	0.7	2.4
03-10-16	1.1	0.8	2.1
04-10-16	1	0.9	2
05-10-16	1.5	1	3.6

06-10-16	1.3	0.9	2.8
07-10-16	1	0.9	2.2
08-10-16	1.8	1.6	4.6
09-10-16	1	1.4	2.4
10-10-16	1.2	1	2
11-10-16	1.2	1.2	2.8
12-10-16	2.2	2.9	5.5
13-10-16	1.7	1.8	4.5
14-10-16	1.3	1.1	2.3
15-10-16	1.8	2	4.3
16-10-16	1.5	0.9	2
17-10-16	1.6	1	1.4
18-10-16	3.4	2.3	4.8
19-10-16	1.8	0.9	1.7
20-10-16	0.8	0.7	1.9
21-10-16	1.2	0.7	2.1
22-10-16	0.9	0.9	2
23-10-16	3	1.2	1.9
24-10-16	5.1	1.1	2.3
25-10-16	4.8	2.2	5.1
26-10-16	2.1	1.5	3.5
27-10-16	1.1	0.6	1.7
28-10-16	1.9	1.1	1.6
29-10-16	1	1	1.7
30-10-16	1.1	2.6	2.5
31-10-16	1.4	1	2.7
01-11-16	3.8	2.1	6.5
02-11-16	2.3	1.7	4.8
03-11-16	1	0.5	2.4
04-11-16	0.9	1	2.2
05-11-16	0.9	0.8	1.6
06-11-16	1.2	0.8	2.7
07-11-16	1.4	1.1	3.8
08-11-16	1.3	1	3.9
09-11-16	1	1.4	4.7
10-11-16	1.8	3	5
11-11-16	0.9	1.1	2.4
12-11-16	0.9	0.7	2.3
13-11-16	1.3	1.5	3.5
14-11-16	0.9	1.2	2.3
15-11-16	1.1	1.1	2.6
16-11-16	1.9	2	6.4
17-11-16	2.2	1.6	4.1
18-11-16	1.9	0.8	1.5
19-11-16	1.9	0.8	1.3

20-11-16	1.6	0.5	1.3
21-11-16	1.2	0.5	1.3
22-11-16	1.1	0.6	1.2
23-11-16	1.5	0.6	1.5
24-11-16	1.1	0.6	1.6
25-11-16	0.8	0.6	1.7
26-11-16	0.8	0.5	1.7
27-11-16	0.9	0.6	2.7
28-11-16	1.7	2.2	5.8
29-11-16	1.5	2.9	4.5
30-11-16	2	2	3.3
01-12-16	5.4	2.2	5.5
02-12-16	2	2.1	5
03-12-16	2.1	2.9	2.3
04-12-16	0.9	0.7	2.1
05-12-16	1.4	1.4	2.2
06-12-16	1.4	0.7	1.6
07-12-16	1.5	1.1	2.2
08-12-16	3	2.4	5.1
09-12-16	0.9	0.6	1.6
10-12-16	0.8	0.7	1.2
11-12-16	0.8	0.7	1.4
12-12-16	1.3	1	4.2
13-12-16	1.3	2.4	3.9
14-12-16	3.3	3.2	9
15-12-16	1.7	0.8	4.4
16-12-16	1.8	1.6	3.1
17-12-16	2.3	2.2	2.9
18-12-16	2.2	1.7	2.5
19-12-16	2.2	1	2.1
20-12-16	1.2	0.9	2.5
21-12-16	2.2	2.2	4.3
22-12-16	3.3	3.2	5.1
23-12-16	2.5	1.3	1.1
24-12-16	1.6	1.4	2.3
25-12-16	2.9	1.4	3
26-12-16	1.6	1.4	3.1
27-12-16	2.3	1.5	5.4
28-12-16	1.3	0.7	1.2
29-12-16	1.2	1.2	2.5
30-12-16	0.1	2.4	2.6
31-12-16	0.6	1.1	1.2
01-01-17	0.7	0.8	1.5
02-01-17	1.2	0.6	1.6
03-01-17	0.9	0.7	1.5

04-01-17	1.2	1	1.5
05-01-17	1.4	1.8	3.9
06-01-17	2.2	4.8	6.3
07-01-17	3.2	3.8	6.2
08-01-17	0.5	1.1	2.3
09-01-17	0.5	1	1.7
10-01-17	2.3	1.2	1.5
11-01-17	1.3	2.3	3.1
12-01-17	1.3	2.6	3.6
13-01-17	0.7	1.4	2.7
14-01-17	0.8	0.8	1.8
15-01-17	0.8	0.7	2.7
16-01-17	1.7	2	2.9
17-01-17	1.8	1.1	2
18-01-17	0.8	0.9	1.5
19-01-17	1.2	0.7	1
20-01-17	1.2	1	2
21-01-17	2.7	2.1	3.5
22-01-17	1.5	1.8	2.9
23-01-17	2.3	0.9	1.8
24-01-17	1	0.7	1.6
25-01-17	0.5	0.6	1.6
26-01-17	1.1	2	4.3
27-01-17	5.4	2.7	8
28-01-17	2.1	2.2	6.5
29-01-17	1.4	1	2.8
30-01-17	0.9	0.6	1.4
31-01-17	1.4	1.8	4.3
01-02-17	1	0.7	3.3
02-02-17	1.1	0.6	1.6
03-02-17	0.8	0.5	1.3
04-02-17	0.7	0.7	1.6
05-02-17	0.6	0.8	2.9
06-02-17	0.7	0.8	3.9
07-02-17	0.8	1.3	4.9
08-02-17	1.2	1.1	1.6
09-02-17	1.2	0.9	1.4
10-02-17	1.2	0.8	1.4
11-02-17	1.5	1.3	1.7
12-02-17	3.7	2.3	4.1
13-02-17	6.1	3.4	6.2
14-02-17	4.3	3.5	4.2
15-02-17	1.4	1.6	6.2
16-02-17	3.1	2.7	6.7
17-02-17	1.7	1.3	3.9

18-02-17	1.1	0.8	3.5
19-02-17	1.3	0.9	2.7
20-02-17	1.1	1.1	2.1
21-02-17	1.3	1.4	3.3
22-02-17	1.3	1.5	2.2
23-02-17	1.2	1.1	1.9
24-02-17	1.2	1.4	4.4
25-02-17	1.6	1.1	4.5
26-02-17	1.6	1.1	1.7
27-02-17	1.5	0.8	1.1
28-02-17	1.6	0.8	1.1
01-03-17	1.9	1	1.6
02-03-17	1.4	2.7	3.7
03-03-17	1	1	2
04-03-17	1.6	1.6	2
05-03-17	2.5	1.9	2.4
06-03-17	1.5	1	3
07-03-17	1.2	1.3	3.2
08-03-17	1.4	1.9	4.1
09-03-17	3.6	2.1	3.5
10-03-17	3.3	2.3	3.3
11-03-17	1.9	1.6	2.2
12-03-17	2.5	1.7	2.3
13-03-17	1.5	1.7	2.5
14-03-17	1.3	2.6	3
15-03-17	1.5	1.7	4.7
16-03-17	1.7	1.1	2.7
17-03-17	1.3	1.9	2
18-03-17	1.5	2	4.6
19-03-17	1.3	1	1.9
20-03-17	1.2	2.1	2.5
21-03-17	1	1.5	2
22-03-17	1.5	1.1	1.6
23-03-17	2.3	2	3.8
24-03-17	2.8	1.8	3.4
25-03-17	1.2	1	1.6
26-03-17	1.5	1.5	3.7
27-03-17	1.7	1.5	5.2
28-03-17	1.8	1.7	2.5
29-03-17	1.2	1.3	2.3
30-03-17	2.3	1.1	2.1
31-03-17	2.4	1.5	2.5
01-04-17	3.4	1.6	2.8
02-04-17	2.5	1.2	2.5
03-04-17	1.2	1.1	1.9

04-04-17	1.4	0.8	3.2
05-04-17	1.8	1.4	3.4
06-04-17	1.6	1.2	2.8
07-04-17	1.3	1.4	2.1
08-04-17	1.7	2.4	3.1
09-04-17	1.6	1.7	5
10-04-17	1.9	2	4.5
11-04-17	2.2	1.6	1.8
12-04-17	2	1.5	2.1
13-04-17	1.4	1.5	1.2
14-04-17	1.2	1.7	1.4
15-04-17	1.9	1.7	1.7
16-04-17	1.7	1.7	4.3
17-04-17	2.1	1.8	5.2
18-04-17	2.2	2.2	5
19-04-17	1.7	2.1	4.3
20-04-17	2.4	2.4	6.5
21-04-17	2.6	3.8	5.2
22-04-17	1.7	1.8	2.7
23-04-17	2.2	3.9	4.7
24-04-17	1.1	1.3	2.9
25-04-17	2	1.4	2.5
26-04-17	1.3	1	1.9
27-04-17	1.3	1	1.8
28-04-17	1.2	0.9	1.7
29-04-17	1	0.9	2.5
30-04-17	1.2	1	2.6
01-05-17	2.3	1.2	1.9
02-05-17	1.9	1.1	1.9
03-05-17	1.3	1.1	1.8
04-05-17	1.5	1.4	2
05-05-17	1.2	1.1	1.7
06-05-17	1.6	1.7	2.7
07-05-17	1.4	2.2	2.9
08-05-17	2	2.2	5.5
09-05-17	1.7	3.4	5.4
10-05-17	1.8	2.6	4
11-05-17	1.3	1.4	3
12-05-17	1.2	1.2	1.9
13-05-17	1	1.7	2.4
14-05-17	1.1	1.9	3.1
15-05-17	2.1	1.9	5.3
16-05-17	3	2.6	4.9
17-05-17	2.7	1.4	2.7
18-05-17	1.2	1	2.6

19-05-17	1.1	0.9	1.9
20-05-17	1.2	1.5	4
21-05-17	1.3	1.9	3.8
22-05-17	1.4	1.3	3
23-05-17	1.6	1.8	3.9
24-05-17	1	1.2	2.4
25-05-17	1.4	1	3.3
26-05-17	1.1	0.9	2.1
27-05-17	1.2	1.1	2
28-05-17	1.3	1	1.9
29-05-17	1.4	1.6	3.1
30-05-17	1.4	1	3.1
31-05-17	1.1	1.5	2.2
01-06-17	2.2	2.1	3.1
02-06-17	1.1	1.3	1.9
03-06-17	0.9	0.8	2
04-06-17	1.2	1.1	1.6
05-06-17	1.5	1.3	2.1
06-06-17	1	1	1.7
07-06-17	0.9	0.9	2
08-06-17	1.1	1.1	2
09-06-17	1.5	1.5	1.9
10-06-17	1.4	1.8	3.5
11-06-17	1.1	1.4	3
12-06-17	2.1	1.3	2.3
13-06-17	1.6	1.1	2.8
14-06-17	1.6	1.2	2.6
15-06-17	1.2	1.1	3.1
16-06-17	1.3	1.2	2.2
17-06-17	1.5	1.3	2.2
18-06-17	1	1.1	2.9
19-06-17	1.4	2.2	2.3
20-06-17	1.4	1.7	4.8
21-06-17	2.5	2	3.4
22-06-17	1.9	1.2	2.7
23-06-17	1.3	1.3	2.1
24-06-17	1.1	1.1	1.9
25-06-17	1.3	2	2.9
26-06-17	1.5	1.1	2
27-06-17	1.1	1.1	1.5
28-06-17	1.1	1.1	2
29-06-17	1.2	1.1	1.6
30-06-17	1.7	1.4	2.6
01-07-17	2.6	2.3	3.9
02-07-17	1.4	1.2	1.9

03-07-17	1.5	1.2	3.1
04-07-17	2	1.5	3
05-07-17	3.9	2.6	4.6
06-07-17	2.6	1.9	2.3
07-07-17	3.1	2.2	4.9
08-07-17	2.8	2	5.1
09-07-17	2	1.5	3
10-07-17	2	1.5	2.1
11-07-17	1.4	1.1	1.6
12-07-17	1.5	1	1.6
13-07-17	1.5	1.3	1.6
14-07-17	1.8	1.7	2.7
15-07-17	2.1	1.1	2
16-07-17	1.7	1	1.9
17-07-17	1.8	1.6	2.2
18-07-17	1.4	1.7	2.5
19-07-17	2.1	2.1	3.1
20-07-17	2.5	1.8	3.4
21-07-17	2.2	1.5	2.1
22-07-17	1.4	1.3	2.4
23-07-17	1.5	1.6	2.7
24-07-17	1.9	1.8	1.8
25-07-17	1.5	1.2	1.9
26-07-17	1.6	1.7	3.2
27-07-17	1.9	1.9	4.6
28-07-17	1.8	2.2	2.7
29-07-17	1.5	1.4	3.4
30-07-17	3.7	2.1	4.7
31-07-17	3.3	2	2.9
01-08-17	2.6	1.6	2
02-08-17	1.7	1.2	1.8
03-08-17	1.9	2.4	3.2
04-08-17	1.9	1.7	2.1
05-08-17	1.4	1.5	1.5
06-08-17	1.4	1.1	1.5
07-08-17	1.3	1	2.1
08-08-17	1.5	1.5	1.8
09-08-17	3.2	1.8	2.8
10-08-17	5	1.9	2.9
11-08-17	2.5	1.8	2
12-08-17	1.8	1.6	2.4
13-08-17	1.6	1.4	3.7
14-08-17	1.2	1.2	2.9
15-08-17	2.3	2	4
16-08-17	1.9	2	4.1

17-08-17	1.8	1.5	2.3
18-08-17	1.7	1.2	1.9
19-08-17	1.2	1.4	2.4
20-08-17	1.2	1	3
21-08-17	1.3	1.4	2.8
22-08-17	1.1	1.2	2.3
23-08-17	1.2	1.5	3.7
24-08-17	2	1.5	2.3
25-08-17	3.6	2.3	4.6
26-08-17	3.2	2.5	3.8
27-08-17	3	1.9	2.3
28-08-17	1.8	1.2	1.7
29-08-17	1.7	1.2	1.9
30-08-17	1.5	1.3	2.2
31-08-17	1.616666667	1.4	3
01-09-17	1.733333333	1	1.8
02-09-17	1.85	1	1.8
03-09-17	1.966666667	0.8	2
04-09-17	2.083333333	0.9	2.6
05-09-17	2.2	1.7	2.5
06-09-17	1.6	1.8	3.3
07-09-17	1.9	2	4.2
08-09-17	1.2	0.9	2.7
09-09-17	1.1	0.9	2.1
10-09-17	1	1.1	1.7
11-09-17	1	1.2	2.6
12-09-17	1.4	1.4	3
13-09-17	1.1	1.1	2.8
14-09-17	1.7	1.1	2.6
15-09-17	1.1	0.9	1.9
16-09-17	1	0.9	1.7
17-09-17	1.5	0.9	1.6
18-09-17	1.1	1	1.9
19-09-17	1.2	1.2	2.2
20-09-17	1	1.3	2
21-09-17	1.8	1.7	3.4
22-09-17	1.4	2.6	3.9
23-09-17	1	1.6	3.4
24-09-17	1.5	0.8	1.6
25-09-17	1.6	1	2.6
26-09-17	1.3	1.3	3
27-09-17	1.1	1.2	1.8
28-09-17	2.9	1.1	1.5
29-09-17	2	1.2	1.8
30-09-17	1.4	1.1	2.3

01-10-17	1.1	0.9	1.9
02-10-17	1.6	1.6	3.7
03-10-17	2	1.9	3.8
04-10-17	1.7	1	2.1
05-10-17	1.1	1.2	2.2
06-10-17	1.4	0.9	2.8
07-10-17	1.5	1.2	3.6
08-10-17	1.5	2.5	4.6
09-10-17	0.9	1.8	2.4
10-10-17	1.1	1.1	2
11-10-17	1.7	1.3	2.8
12-10-17	1.8	1.2	5.5
13-10-17	1.7	1.1	4.5
14-10-17	1.6	1.3	2.3
15-10-17	3	2.2	4.3
16-10-17	2.4	2	2
17-10-17	3.6	2.8	1.4
18-10-17	1.7	1.4	4.8
19-10-17	1.1	0.5	1.7
20-10-17	0.9	0.6	1.9
21-10-17	1	0.6	2.1
22-10-17	0.9	0.8	2
23-10-17	1.5	1.1	1.9
24-10-17	1.7	3.4	2.3
25-10-17	2.6	1.4	0.1
26-10-17	0.9	0.8	3.5
27-10-17	1.4	0.8	1.7
28-10-17	1.4	0.9	1.6
29-10-17	1.1	2.1	1.7
30-10-17	1.5	2.6	1.5
31-10-17	1	1.6	2.9
01-11-17	1.7	1.3	4.1
02-11-17	1.6	0.8	1.9
03-11-17	1	0.6	2.3
04-11-17	0.8	0.6	2.1
05-11-17	1.3	1.5	3.7
06-11-17	0.5	1	1.9
07-11-17	1	0.7	1.6
08-11-17	1	0.7	1.3
09-11-17	1.5	0.6	1.3
10-11-17	0.8	0.7	1.5
11-11-17	1.1	0.7	2.1
12-11-17	0.8	0.7	2.1
13-11-17	1.3	1.1	3
14-11-17	1.4	1.1	2.6

15-11-17	1.1	0.6	1.6
16-11-17	1.4	0.6	1.4
17-11-17	0.9	0.6	1.7
18-11-17	1.1	0.7	1.8
19-11-17	1.3	1.1	2.6
20-11-17	1.4	2.2	3.3
21-11-17	2.1	2.3	5.4
22-11-17	0.9	0.9	4.2
23-11-17	0.9	0.8	2
24-11-17	0.8	0.9	1.5
25-11-17	1	0.5	1.6
26-11-17	0.6	0.7	1.7
27-11-17	1.4	1.5	4.3
28-11-17	1.9	2.3	2.8
29-11-17	1	1.6	1.7
30-11-17	0.9	0.7	2.3
01-12-17	1.1	0.8	3.6
02-12-17	0.8	0.8	3.5
03-12-17	0.8	0.7	1.4
04-12-17	0.9	0.7	2.2
05-12-17	1.2	1.6	3.3
06-12-17	2.7	2.4	7.1
07-12-17	1	1.7	5
08-12-17	0.9	0.6	1.4
09-12-17	1	0.8	3
10-12-17	1.7	3.3	5.4
11-12-17	1.3	1.4	3.4
12-12-17	0.8	0.7	1.3
13-12-17	0.8	0.7	1.4
14-12-17	0.8	0.7	1.2
15-12-17	0.9	0.7	2.1
16-12-17	1.6	1.6	4.8
17-12-17	1.7	2.8	5.2
18-12-17	1.7	3.5	5.1
19-12-17	1	2.4	1.9
20-12-17	0.7	1.5	1.9
21-12-17	1.1	0.6	1.7
22-12-17	0.9	1.8	3.6
23-12-17	1.7	3.2	4.7
24-12-17	4	2.4	6.4
25-12-17	1.7	1.2	3.6
26-12-17	0.9	0.6	1.1
27-12-17	0.7	0.7	1.1
28-12-17	1.4	0.8	1.3
29-12-17	1.6	4.1	4

30-12-17	2.4	1.7	3
31-12-17	1.9	1.4	1.8
01-01-18	1.2	1	2.5
02-01-18	0.7	0.6	2
03-01-18	1.7	1.9	4.6
04-01-18	0.8	1	1.2
05-01-18	1.9	1.2	2.4
06-01-18	0.9	0.9	1.8
07-01-18	0.9	0.5	1.3
08-01-18	0.6	0.5	1.3
09-01-18	0.6	0.5	0.9
10-01-18	1.9	0.7	1.2
11-01-18	0.8	1.4	2.6
12-01-18	1.6	1	2.8
13-01-18	1	0.9	2.1
14-01-18	1	1.1	2.7
15-01-18	0.8	1.3	4.4
16-01-18	0.8	0.7	1.7
17-01-18	0.7	1	2
18-01-18	2.2	4	6.4
19-01-18	2.3	1.9	7.6
20-01-18	1.3	0.7	2.5
21-01-18	1.8	2.7	5.3
22-01-18	1.6	2.7	3.1
23-01-18	1.7	2	4.5
24-01-18	5.5	2.6	6.7
25-01-18	9.3	3.6	8.3
26-01-18	5.1	3.3	6.7
27-01-18	2.8	3.2	5.9
28-01-18	3.3	1.5	6.5
29-01-18	1.9	1.4	2.8
30-01-18	1	0.7	1.4
31-01-18	0.8	0.6	4.3
01-02-18	1	0.6	3.3
02-02-18	1.7	1	5.6
03-02-18	0.9	1	3.7
04-02-18	1.9	1.2	5.1
05-02-18	1.6	1.1	4.6
06-02-18	0.8	0.7	2.1
07-02-18	0.8	0.7	1.9
08-02-18	1.9	1.9	3.9
09-02-18	1	0.9	2.6
10-02-18	0.7	0.7	1.6
11-02-18	2.1	3.9	5.2
12-02-18	1.2	1.8	1.7

13-02-18	0.9	1.8	3
14-02-18	1	1.3	2.8
15-02-18	0.9	2	3.8
16-02-18	1.5	1.3	1.6
17-02-18	3.1	1.4	2.4
18-02-18	1.2	1.8	4.2
19-02-18	1.6	0.8	2.2
20-02-18	0.8	0.6	2.5
21-02-18	1	0.8	2.3
22-02-18	0.9	0.8	2.3
23-02-18	0.8	0.7	1.8
24-02-18	1	1.3	3.1
25-02-18	1.5	2.6	1.9
26-02-18	2	1.7	2.4
27-02-18	1.6	2.2	3.3
28-02-18	1.8	3.7	4.7
01-03-18	1.9	2.7	2.9
02-03-18	1.1	0.9	2.7
03-03-18	2.8	4.2	6.5
04-03-18	2.5	2.1	5.8
05-03-18	0.9	1.3	2.5
06-03-18	1.6	2.3	3.8
07-03-18	1.8	1.9	4.6
08-03-18	2.2	3.1	4.3
09-03-18	1.4	2.6	4.2
10-03-18	1.2	0.8	1.5
11-03-18	1	1.2	2.2
12-03-18	1.2	0.8	3.1
13-03-18	1.9	2.5	4.8
14-03-18	1.7	2.3	3.4
15-03-18	1.4	1.4	2.7
16-03-18	1	1.5	3.1
17-03-18	0.9	1.7	2
18-03-18	1.5	1.8	4.7
19-03-18	1.5	1.7	4.3
20-03-18	2.2	4.1	4.1
21-03-18	1.4	1.6	3.8
22-03-18	1.4	1.6	3.1
23-03-18	3	4.7	6
24-03-18	2.3	3.1	2.8
25-03-18	2.2	2.3	3.5
26-03-18	1.7	2	4.1
27-03-18	2.3	2.9	4.6
28-03-18	1.7	1.9	3.1
29-03-18	1.2	1.2	2.4

30-03-18	1.3	1.8	4.7
31-03-18	1.1	0.8	1.8
01-04-18	1.6	1.5	4.5
02-04-18	1.9	2.8	4.3
03-04-18	2.4	1.8	4.9
04-04-18	1.7	1.4	2.4
05-04-18	1.4	1.1	1.5
06-04-18	1.6	1.2	2.4
07-04-18	1.8	1.5	2.8
08-04-18	2.9	1.3	2.9
09-04-18	2.1	1.5	1.9
10-04-18	1.7	1.1	1.5
11-04-18	0.9	0.8	1.6
12-04-18	1.1	0.9	2.3
13-04-18	1.3	1	2
14-04-18	1.5	0.9	1.4
15-04-18	2.5	1.4	2.3
16-04-18	1.6	1.2	1.8
17-04-18	1.6	1	2.9
18-04-18	1.1	0.8	2.6
19-04-18	1.6	1.2	1.9
20-04-18	2.2	2	4.3
21-04-18	5.1	3.6	6.2
22-04-18	2.4	1.7	4.6
23-04-18	1.2	0.8	2.3
24-04-18	1.3	1	2.2
25-04-18	1.3	0.9	1.9
26-04-18	1.5	1	1.8
27-04-18	1.6	1.4	1.6
28-04-18	2.3	1.5	2.4
29-04-18	1.7	1	1.6
30-04-18	1.8	0.6	2
01-05-18	0.8	1.2	2.3
02-05-18	1.4	1.5	2.8
03-05-18	1.5	1.2	2
04-05-18	1.5	1.2	2.5
05-05-18	1.7	1.5	2.2
06-05-18	1.7	1.4	3
07-05-18	1.4	1.1	1.9
08-05-18	1	1.4	1.8
09-05-18	1	1.4	1.7
10-05-18	1.2	1.2	2.3
11-05-18	1.2	1.3	1.7
12-05-18	1.7	1.4	2.9
13-05-18	1.4	1.3	2.7

14-05-18	1.1	1.6	2
15-05-18	1	1.1	2.1
16-05-18	1.1	1	1.7
17-05-18	1.4	1.1	2
18-05-18	1.2	1.1	1.8
19-05-18	1.1	1	1.5
20-05-18	1.3	1.2	1.9
21-05-18	1.5	1.2	1.9
22-05-18	1.6	1.2	3.3
23-05-18	1.3	1.2	2
24-05-18	1.3	1.2	2
25-05-18	1.4	1.4	2.5
26-05-18	1.2	0.9	1.8
27-05-18	1.4	1.1	1.7
28-05-18	1.9	1.3	1.6
29-05-18	2.5	1.6	2.7
30-05-18	1.4	1.4	2
31-05-18	1	1.1	1.8
01-06-18	2.4	1.5	2.4
02-06-18	3.8	2.3	4.8
03-06-18	1.2	1.1	4.35
04-06-18	1.2	1.1	3.9
05-06-18	1.3	1.2	2.8
06-06-18	1.3	1.4	1.8
07-06-18	1.4	1.3	2.1
08-06-18	1.6	1.3	2.1
09-06-18	1.5	1.1	1.8
10-06-18	1.5	1.2	3.1
11-06-18	3.3	1.8	2.7
12-06-18	2.6	1.6	3.6
13-06-18	1.4	1	1.8
14-06-18	1.4	1.1	3.3
15-06-18	1.5	1.6	2.3
16-06-18	2.5	1.7	2.2
17-06-18	1.3	1.3	2.2
18-06-18	0.9	0.9	1.8
19-06-18	1.1	1	2.3
20-06-18	1.2	1	1.7
21-06-18	1.6	1.3	2.3
22-06-18	1.3	1.5	1.8
23-06-18	1.2	1	1.8
24-06-18	1.6	1.3	1.9
25-06-18	1.6	1.1	1.9
26-06-18	2	1.1	2.7
27-06-18	1.8	1.6	3.2

28-06-18	2.3	1.6	3.5
29-06-18	1.9	2.3	2.2
30-06-18	1.6	1.7	3.6
01-07-18	1.3	1.1	2.1
02-07-18	2.8	1.4	2
03-07-18	3.2	1.5	2.7
04-07-18	3	1.7	3.6
05-07-18	2.9	1.9	4.1
06-07-18	2.1	1.6	4.1
07-07-18	1.7	1.2	1.9
08-07-18	1.5	1.3	2.9
09-07-18	1.6	1	3.1
10-07-18	1.4	1.2	2.8
11-07-18	1.4	1.3	2.5
12-07-18	2.9	1.8	3.2
13-07-18	2.3	1.7	3.4
14-07-18	2.8	2.1	4.7
15-07-18	2.8	2.1	5.2
16-07-18	1.8	1.8	4.1
17-07-18	1.8	1.6	3.2
18-07-18	1.5	1.6	3.1
19-07-18	1.7	1.7	2.2
20-07-18	1.7	1.3	3
21-07-18	1.8	1.7	3.4
22-07-18	1.6	1.7	3.4
23-07-18	1.5	1.5	2.1
24-07-18	1.6	2.2	3.3
25-07-18	1.7	1.7	3.9
26-07-18	1.5	1.4	3.1
27-07-18	1.3	1.3	2.3
28-07-18	1.2	1.5	2.6
29-07-18	1.2	1.2	2
30-07-18	1.6	1.2	2.1
31-07-18	1.8	1.4	2.5
01-08-18	1.7	1.3	2.2
02-08-18	2.3	1.4	3.1
03-08-18	3.6	2.1	3.4
04-08-18	2.5	2.1	2.7
05-08-18	1.8	1.2	1.9
06-08-18	1.4	1	1.6
07-08-18	1.7	1.3	1.6
08-08-18	2.4	1.5	2.9
09-08-18	2.9	1.9	3.9
10-08-18	3.1	1.8	3.1
11-08-18	3.3	1.8	3.7

12-08-18	2.1	1.3	2.6
13-08-18	2.8	1.6	2.7
14-08-18	3.2	1.6	2.6
15-08-18	2	1.1	1.8
16-08-18	1.3	1.1	2.3
17-08-18	1.4	1.4	2.9
18-08-18	2.9	1.6	2.1
19-08-18	5.3	2.5	3.6
20-08-18	2.7	1.7	2.2
21-08-18	1.8	1	1.9
22-08-18	1.8	1	1.6
23-08-18	2.7	1.4	1.8
24-08-18	2	1.2	2.5
25-08-18	1.4	1.1	2.8
26-08-18	1.3	1.4	2.5
27-08-18	1.4	1.2	2.6
28-08-18	1.5	1.1	3.3
29-08-18	1.4	1.2	2.7
30-08-18	1.6	1.4	1.9
31-08-18	2.5	1.2	1.8
01-09-18	1.9	1.1	1.6
02-09-18	1.9	1	1.7
03-09-18	2.1	1	1.7
04-09-18	1.6	1	2
05-09-18	1.8	1.5	3
06-09-18	1.8	2.5	2.7
07-09-18	1.5	1.5	2.6
08-09-18	1.9	1.3	1.9
09-09-18	2.4	1.5	2.6
10-09-18	1.2	1.1	3.2
11-09-18	1.7	1.3	2.6
12-09-18	2.3	1.9	2
13-09-18	2.7	1.5	2.6
14-09-18	1.6	1.6	1.9
15-09-18	1.6	1.5	3.4
16-09-18	2.5	1.7	3
17-09-18	4.1	2.1	3.5
18-09-18	3.8	2.3	3.6
19-09-18	2.5	1.7	2.1
20-09-18	2.1	1.1	1.6
21-09-18	1.5	1	1.8
22-09-18	1.3	0.8	1.8
23-09-18	1.3	0.9	1.7
24-09-18	1.2	0.8	2
25-09-18	0.7	1.2	2.1

26-09-18	6.9	3.1	6.3
27-09-18	4.7	3.1	3.8
28-09-18	1.4	0.9	1.8
29-09-18	1.4	1.4	3.4
30-09-18	2.1	1.5	3.2
01-10-18	1.6	2	3.4
02-10-18	1	1	2.3
03-10-18	1	0.9	2.1
04-10-18	1.7	1.5	2.5
05-10-18	3.2	2.4	4.9
06-10-18	2.3	2.4	3.2
07-10-18	1.4	0.9	1.8
08-10-18	1.5	0.8	2.1
09-10-18	1.5	1.1	2.1
10-10-18	2.4	1.1	1.9
11-10-18	1.8	1.1	1.5
12-10-18	2	1	1.5
13-10-18	1.7	1.1	1.9
14-10-18	1.7	0.8	1.6
15-10-18	1.8	0.8	1.6
16-10-18	1.2	0.9	1.5
17-10-18	1.9	0.9	1.4
18-10-18	1.2	0.7	1.5
19-10-18	1.3	0.8	1.9
20-10-18	1.5	1.1	2.1
21-10-18	1.1	1.6	2.1
22-10-18	1.4	0.9	2.1
23-10-18	1	0.8	1.7
24-10-18	1.5	1.4	2.9
25-10-18	1.4	2.8	5.3
26-10-18	1.4	2	6.1
27-10-18	1.1	0.7	2
28-10-18	1.1	0.7	1.9
29-10-18	1.3	0.7	1.5
30-10-18	1	0.6	1.3
31-10-18	1.4	1	1.2
01-11-18	1.7	1	1.3
02-11-18	1.7	1.2	1.3
03-11-18	2.3	0.9	1.3
04-11-18	2	1.1	1.6
05-11-18	3	1.6	3.2
06-11-18	2.1	1.1	2.2
07-11-18	1.2	0.8	1.2
08-11-18	0.8	0.6	1.9
09-11-18	1.2	0.7	1.7

10-11-18	1.3	0.6	1.5
11-11-18	1.1	0.7	1.5
12-11-18	1.1	0.8	1.4
13-11-18	2.4	1.3	2.2
14-11-18	2.2	2.1	5.7
15-11-18	2	1.3	3.7
16-11-18	1.4	1.4	3.4
17-11-18	1.6	0.4	1.1
18-11-18	0.5	0.5	0.9
19-11-18	1.3	1.3	3.6
20-11-18	0.6	0.6	1.9
21-11-18	1	0.8	2.2
22-11-18	0.6	0.7	1.7
23-11-18	3	1.8	4.2
24-11-18	2.9	2.3	3.8
25-11-18	1.3	0.5	1.2
26-11-18	0.7	0.6	2.7
27-11-18	1.5	2	4
28-11-18	2	3.5	4.5
29-11-18	1.4	1.5	2.1
30-11-18	1.9	1.5	0.9
01-12-18	1.1	0.8	2.1
02-12-18	1.4	0.6	1.3
03-12-18	1.3	0.6	1
04-12-18	1.1	0.6	1
05-12-18	1.3	0.8	1.3
06-12-18	3.7	2.1	5.4
07-12-18	4.7	2.7	6.8
08-12-18	1.3	0.9	2.4
09-12-18	1	1	2.9
10-12-18	1.3	2.1	3.5
11-12-18	2.2	3.3	3
12-12-18	0.8	1.7	1.7
13-12-18	0.9	1.3	2.6
14-12-18	0.7	0.8	3.4
15-12-18	0.9	0.7	3
16-12-18	1.3	0.8	1.3
17-12-18	1	0.8	1.4
18-12-18	1.6	0.8	2.1
19-12-18	1.4	1.1	1.7
20-12-18	1.8	2.3	4.5
21-12-18	1.7	0.7	1.2
22-12-18	0.8	0.7	1.2
23-12-18	0.7	0.9	1.4
24-12-18	1	1	1.4

25-12-18	2.1	4.2	5.6
26-12-18	3.3	2.7	6.5
27-12-18	6.3	2.5	7.3
28-12-18	3.1	2.7	6.1
29-12-18	1.6	0.6	1.6
30-12-18	1.1	0.9	3.3
31-12-18	1.1	0.7	1.8
01-01-19	2.3	0.9	1.2
02-01-19	1.6	0.7	2
03-01-19	1.5	1.4	3.9
04-01-19	3.3	3.2	4.5
05-01-19	1.4	1.2	2
06-01-19	0.9	1.8	3.2
07-01-19	0.9	0.8	1.8
08-01-19	1.3	1.8	5.3
09-01-19	1.1	0.9	3.2
10-01-19	1	2.9	3.5
11-01-19	1.8	4	4.6
12-01-19	1.3	1.4	2.6
13-01-19	1.6	0.7	1.5
14-01-19	1.9	1.5	3.1
15-01-19	2.4	2.4	4.8
16-01-19	2.1	2.8	7.9
17-01-19	1.4	1.2	4.3
18-01-19	1.2	0.6	1.1
19-01-19	0.9	0.7	1.5
20-01-19	1.5	0.8	1.6
21-01-19	1.1	0.9	2.8
22-01-19	0.6	0.7	1.7
23-01-19	1.1	1.2	3.5
24-01-19	3.1	3.1	4.4
25-01-19	1.3	2.2	3.2
26-01-19	2.8	2.9	2.7
27-01-19	1.5	1.3	2.3
28-01-19	1.1	0.8	1.4
29-01-19	1.5	1.4	1.8
30-01-19	2	2.5	3.5
31-01-19	1.4	1.6	3.4
01-02-19	2.1	2.8	2
02-02-19	1.2	0.8	1.4
03-02-19	0.8	0.7	1.2
04-02-19	1.4	0.8	1.3
05-02-19	1.7	0.8	1.6
06-02-19	2.2	1.9	3.1
07-02-19	0.7	1.3	1.2

08-02-19	0.6	0.9	1.3
09-02-19	0.9	1.8	1.6
10-02-19	1.1	1.2	1.7
11-02-19	1.2	0.8	2.1
12-02-19	1.6	2.1	4.4
13-02-19	1.7	1.6	3.4
14-02-19	2.1	1.7	3
15-02-19	4.5	2.5	5.2
16-02-19	5.7	3.1	2.2
17-02-19	2.6	1.5	1.7
18-02-19	1.5	1.1	1.6
19-02-19	1	0.8	1.2
20-02-19	0.9	0.8	1.9
21-02-19	1	0.9	1.8
22-02-19	1.5	0.9	2.5
23-02-19	1.3	1.2	3.2
24-02-19	1.1	1.1	1.9
25-02-19	2.3	1.6	1.4
26-02-19	1.8	1.8	2
27-02-19	2.3	2.2	5.2
28-02-19	2.5	2.1	7.7
01-03-19	1.2	1.3	3.2
02-03-19	1.3	1.2	3.3
03-03-19	1.6	1.5	2.2
04-03-19	1.1	1.6	1.5
05-03-19	1.2	1.2	2
06-03-19	1.2	1.4	2.8
07-03-19	2.1	2.6	3.6
08-03-19	1.6	1	1.5
09-03-19	1.1	0.9	2.5
10-03-19	1.3	1.9	2.5
11-03-19	1.5	1.7	3.8
12-03-19	2.1	3	5.5
13-03-19	2.1	1.7	2.4
14-03-19	2.5	1.4	3.2
15-03-19	1.7	1.3	4.1
16-03-19	1.6	1.5	3.8
17-03-19	1.2	1.9	3.2
18-03-19	1	1.2	2.4
19-03-19	1.1	0.8	2.6
20-03-19	1.2	0.9	2.2
21-03-19	3.6	1.4	2.2
22-03-19	2.9	1.8	2.7
23-03-19	1.9	1.4	2.3
24-03-19	5.1	3.2	8.6

25-03-19	4.7	3	6.6
26-03-19	1.9	1.2	3
27-03-19	1.4	1.2	2.5
28-03-19	1.7	1.6	2.3
29-03-19	4.6	2.8	3.6
30-03-19	7.3	3.9	5.3
31-03-19	3.9	2.3	5.2
01-04-19	1.4	1.5	1.7
02-04-19	2	1.5	2.2
03-04-19	2.1	1.2	2.1
04-04-19	1.1	1.2	2.3
05-04-19	1.3	1.3	2.6
06-04-19	1.7	1.2	3
07-04-19	1.1	0.9	2.7
08-04-19	0.6	1.9	3.6
09-04-19	2.1	3	3.8
10-04-19	2	1.9	3.1
11-04-19	1.9	1.7	3.8
12-04-19	1.3	1.3	2.8
13-04-19	1.2	1.3	2.2
14-04-19	1.6	1.6	1.9
15-04-19	1.7	1.7	2.1
16-04-19	1	1.2	1.9
17-04-19	1.4	1.9	3.8
18-04-19	1.9	1.9	4.1
19-04-19	1.7	1.7	5.4
20-04-19	2.3	2.1	5.7
21-04-19	2.8	1.9	7.6
22-04-19	2.3	2	5.6
23-04-19	1.2	1.1	1.8
24-04-19	1.2	1.4	2.1
25-04-19	1.2	1.5	2
26-04-19	1	1.1	1.6
27-04-19	0.9	1.1	2.3
28-04-19	1.4	1.1	3.1
29-04-19	1.3	1.5	2.6
30-04-19	1.9	1.8	4.2
01-05-19	1.6	1.6	3.8
02-05-19	1.8	1.9	3
03-05-19	1.4	1.3	1.8
04-05-19	1.6	1.4	2.9
05-05-19	1.8	1.4	3.8
06-05-19	1.6	1.9	3.8
07-05-19	1.9	2.6	4.1
08-05-19	1.4	1.8	2.5

09-05-19	1.3	1.2	2.2
10-05-19	1.7	1.4	4
11-05-19	1.3	1.1	3.3
12-05-19	1.3	1.2	1.7
13-05-19	1.7	1.1	1.7
14-05-19	1.4	1.1	2.1
15-05-19	1.3	1.3	2.3
16-05-19	1.3	1.2	1.9
17-05-19	2.3	1.5	2.6
18-05-19	1.6	1.8	2.3
19-05-19	1.1	1.2	1.9
20-05-19	1.5	1.2	2.9
21-05-19	1.5	1.7	2.6
22-05-19	1.4	1.5	2.3
23-05-19	1	1.1	3.3
24-05-19	1.8	1.8	3.4
25-05-19	1.5	2.9	2.6
26-05-19	1.3	1.1	1.8
27-05-19	1.6	1	1.7
28-05-19	1.4	1.2	1.8
29-05-19	2	1.5	2.3
30-05-19	1.1	1.6	1.8
31-05-19	1.8	1.6	2.3
01-06-19	1.6	1.3	2
02-06-19	1.6	1.7	2.4
03-06-19	1.6	1.5	1.8
04-06-19	1.8	1.4	3.1
05-06-19	1.7	1.2	3.3
06-06-19	1.3	1	2.5
07-06-19	1.4	1.1	2
08-06-19	2.7	1.6	2.7
09-06-19	2	1.6	2.9
10-06-19	2.4	1.6	2.3
11-06-19	1.7	1.6	2.9
12-06-19	1.2	1.2	2
13-06-19	1.5	1.7	2.7
14-06-19	1.7	1.8	4.2
15-06-19	2.7	1.7	2.6
16-06-19	1.4	1.1	1.7
17-06-19	0.7	1.1	2.1
18-06-19	1.4	1	1.9
19-06-19	2.1	1.1	1.6
20-06-19	0.9	1	1.9
21-06-19	1.3	1.2	2.2
22-06-19	1.6	1.2	2.5

23-06-19	2.1	1.5	3
24-06-19	1.4	1.4	2
25-06-19	1.5	1.1	1.6
26-06-19	2.5	1.8	1.7
27-06-19	3.3	2.3	2.3
28-06-19	2.1	1.4	1.8
29-06-19	3	1.9	4.1
30-06-19	4.7	2.6	6.5
01-07-19	5	3.1	4.4
02-07-19	2.6	1.9	2.1
03-07-19	2.1	1.3	1.7
04-07-19	2.4	1.4	2.4
05-07-19	2.8	1.5	2.6
06-07-19	1.9	1.8	4.1
07-07-19	2.5	1.4	2.7
08-07-19	1.3	1.1	1.6
09-07-19	2	1.6	2.1
10-07-19	1.5	1.6	1.8
11-07-19	2	2.2	3.6
12-07-19	1.7	2.1	4.7
13-07-19	1.9	1.9	4
14-07-19	2	1.5	3.1
15-07-19	1.3	2.6	2.4
16-07-19	1.7	1.2	2.5
17-07-19	1.4	1.2	2.7
18-07-19	1.3	1.2	3.6
19-07-19	2.2	1.5	2.3
20-07-19	2.5	1.6	2.2
21-07-19	3	1.9	3.8
22-07-19	4.1	2.7	4.6
23-07-19	3.6	2.8	4.1
24-07-19	1.7	1.2	2.1
25-07-19	2.2	1.9	3.8
26-07-19	2.3	1.5	2.2
27-07-19	1.9	1.1	1.6
28-07-19	1.4	1	1.6
29-07-19	1.3	1.5	3
30-07-19	1.7	1.4	3.7
31-07-19	1.4	1.3	2.3
01-08-19	1.9	1.1	2.2
02-08-19	2.1	1.6	2.2
03-08-19	1.7	1.6	2.2
04-08-19	1.6	1.8	2.2
05-08-19	4.2	2.5	4.6
06-08-19	4.7	2.5	4.1

07-08-19	3.1	2.4	3
08-08-19	2.2	1.8	2.7
09-08-19	2	1.3	2.2
10-08-19	3.3	2	3.2
11-08-19	3.5	3.1	3.2
12-08-19	3.4	3	3.6
13-08-19	2.1	1.5	1.9
14-08-19	1.3	1.1	2.7
15-08-19	1.6	1.3	3.3
16-08-19	1.3	1.6	2.4
17-08-19	1.5	1.5	2.1
18-08-19	3	2.2	5.7
19-08-19	4.6	2	5
20-08-19	3.5	1.9	3.7
21-08-19	1.8	1.3	2.7
22-08-19	1.8	1.7	3.2
23-08-19	3.1	2.2	4
24-08-19	3.4	2.3	3.8
25-08-19	3	2.1	3
26-08-19	3.5	1.7	2.8
27-08-19	2.5	1.4	1.6
28-08-19	2.8	1.8	2.4
29-08-19	1.8	1.2	1.7
30-08-19	2.1	1.2	1.7
31-08-19	1.9	1.3	2
01-09-19	1.8	1.1	2
02-09-19	1.4	1	2.3
03-09-19	1.5	1.2	2.6
04-09-19	1.5	1.3	1.7
05-09-19	2.1	1.6	2.3
06-09-19	1.7	1	1.8
07-09-19	1.5	1	1.6
08-09-19	1.8	1.4	1.8
09-09-19	2	1.3	1.6
10-09-19	2.1	1	2
11-09-19	2	1	1.9
12-09-19	1.9	1.1	1.6
13-09-19	3	1.7	2.3
14-09-19	3.7	2.4	5.1
15-09-19	4	2.8	6.2
16-09-19	3.3	2.4	4
17-09-19	1	0.8	1.6
18-09-19	1.3	0.9	2.5
19-09-19	1.1	1	2.3
20-09-19	1.4	1.6	2.4

21-09-19	3.3	2.3	5.2
22-09-19	3.3	2.1	3.8
23-09-19	1	0.9	1.6
24-09-19	1.3	1.2	2.9
25-09-19	1.6	1	3.1
26-09-19	1.2	1	2.4
27-09-19	1.2	1.6	1.7
28-09-19	1.5	1.5	2.4
29-09-19	1.2	1	1.5
30-09-19	1.1	1	1.9
01-10-19	1.2	1	1.8
02-10-19	1.6	1.3	2.3
03-10-19	1.3	1.3	2.2
04-10-19	1.1	0.9	2.7
05-10-19	2	2.4	3.6
06-10-19	1.8	1.7	2.2
07-10-19	1.5	0.9	2.3
08-10-19	1.4	1.9	2.7
09-10-19	1.2	0.8	1.6
10-10-19	1	1	1.7
11-10-19	1.2	0.8	1.2
12-10-19	2.4	1.6	2.1
13-10-19	1.5	1.7	1.5
14-10-19	1.2	0.7	1.3
15-10-19	1.7	1	1.6
16-10-19	1.5	1	2.2
17-10-19	1.6	1.2	2.1
18-10-19	1	0.8	1.4
19-10-19	1	0.8	1.4
20-10-19	1.2	1	1.4
21-10-19	2	1.1	2
22-10-19	2.9	1.8	3.5
23-10-19	2.7	1.6	2.7
24-10-19	2.7	1.1	1.6
25-10-19	1.5	0.8	1.2
26-10-19	1.8	0.9	1.7
27-10-19	1.8	1.4	2
28-10-19	1.2	0.9	1.3
29-10-19	0.9	0.7	1.7
30-10-19	0.9	0.7	1.8
31-10-19	0.9	0.9	2
01-11-19	0.8	1.1	2
02-11-19	2.5	1.9	3.3
03-11-19	1.1	0.6	1.9
04-11-19	1.1	0.8	3.3

05-11-19	1.3	1.1	3.5
06-11-19	0.9	0.7	1.5
07-11-19	0.9	0.7	1.7
08-11-19	0.9	0.8	1.3
09-11-19	1	0.7	1
10-11-19	1	0.7	1
11-11-19	1.1	0.7	1
12-11-19	1	0.7	0.9
13-11-19	1.3	0.6	1.1
14-11-19	1.7	1.5	1.5
15-11-19	0.9	1.1	0.8
16-11-19	1.3	1.2	3.4
17-11-19	1.8	0.8	1.1
18-11-19	0.9	0.6	0.9
19-11-19	1.2	0.8	3.6
20-11-19	1.2	0.6	1.9
21-11-19	0.9	0.6	2.2
22-11-19	1	0.6	1.7
23-11-19	0.8	0.6	4.2
24-11-19	0.9	0.6	3.8
25-11-19	1.2	1.2	1.2
26-11-19	1	1.2	2.7
27-11-19	1.1	0.7	4
28-11-19	1.2	0.9	4.5
29-11-19	1.5	1.9	2.1
30-11-19	1.5	1.5	0.9
01-12-19	1.1	1.5	2.1
02-12-19	2.7	2.2	1.3
03-12-19	1.1	0.6	1
04-12-19	1	0.7	1
05-12-19	3.3	2.7	1.3
06-12-19	2.2	2.2	5.4
07-12-19	2	0.7	6.8
08-12-19	0.8	1	2.4
09-12-19	1.7	1.3	2.9
10-12-19	2.6	0.7	3.5
11-12-19	1.5	0.6	3
12-12-19	2.4	0.9	1.7
13-12-19	1.1	0.8	2.6
14-12-19	1.1	1.3	3.4
15-12-19	1.3	1.2	3
16-12-19	0.9	0.9	1.3
17-12-19	1	0.6	0.1
18-12-19	1.1	0.5	2.1
19-12-19	1.1	0.6	1.7

20-12-19	0.7	0.6	4.5
21-12-19	0.9	0.7	1.2
22-12-19	2	1.6	1.2
23-12-19	2.7	3.7	1.4
24-12-19	2.4	1.5	2.9
25-12-19	0.7	1.1	2.1
26-12-19	1.5	1.9	6.6
27-12-19	1.6	2	7.6
28-12-19	0.9	0.9	1.5
29-12-19	1.7	1.3	1.8
30-12-19	4.3	2.6	1.8
31-12-19	1	1.1	1.5

APPENDIX 4

Date Station	Precipitation (hm3) (YALVAÇ STATION)	Precipitation (hm3) (SENİRKENT STATION)	Precipitation (hm3) (EĞİRDIR STATION)
01-01-10	0	0	0
02-01-10	0	0	0
03-01-10	3.4	2.6	1.6
04-01-10	5.4	5.4	0.8
05-01-10	1	0	0
06-01-10	0	0	0
07-01-10	0	0	0
08-01-10	0	0	0
09-01-10	0	0	0
10-01-10	0	0	0
11-01-10	7.2	11.8	4.4
12-01-10	0.2	0.2	0
13-01-10	7.6	5	3.2
14-01-10	5	2.6	1.2
15-01-10	6.2	6.2	4.4
16-01-10	0.4	0	2
17-01-10	4.2	2.2	2.2
18-01-10	3	2	0.2
19-01-10	0	0	0
20-01-10	4.8	2.4	1.4
21-01-10	22	9.6	3.6
22-01-10	0	0.8	0.2
23-01-10	26.8	23.4	19.8
24-01-10	0.2	0.2	0
25-01-10	0	0	0
26-01-10	0	0	0
27-01-10	0	0	0
28-01-10	4	6.4	2.4
29-01-10	7.6	4.2	5.8
30-01-10	0	0.4	1.4
31-01-10	3.6	4	1.2
01-02-10	6	12	7
02-02-10	0.4	0	3
03-02-10	8	15	6.4
04-02-10	0	0	0
05-02-10	0	0.2	0
06-02-10	0	0	0
07-02-10	0	0	0
08-02-10	0	10.6	24.4

09-02-10	25.8	39.8	24
10-02-10	0.2	0	8.8
11-02-10	1	9.2	3.2
12-02-10	2	12.2	10.6
13-02-10	0.2	1	0.4
14-02-10	0	0.2	0.2
15-02-10	0	0	0
16-02-10	1.4	1.8	0
17-02-10	0	0	0
18-02-10	0	0	0
19-02-10	8.4	3.4	3.8
20-02-10	0	0.2	0.2
21-02-10	1.2	5	0.8
22-02-10	7	12.6	19.2
23-02-10	0	0	0.2
24-02-10	1	0	0
25-02-10	7	5.4	7.8
26-02-10	0	0.2	0.2
27-02-10	0	1.8	0
28-02-10	19.2	26	29.2
01-03-10	0	0.2	0
02-03-10	0	0	0
03-03-10	3.4	6	3.2
04-03-10	0.2	0	0.2
05-03-10	1.8	3.6	3.6
06-03-10	2.6	4.2	3.6
07-03-10	4	3	0.6
08-03-10	5.2	2.8	2.4
09-03-10	0	0	0.4
10-03-10	0.8	6	0
11-03-10	0	0	0
12-03-10	0	0	0
13-03-10	0	0	0
14-03-10	0	0	0
15-03-10	26.8	29.4	3.2
16-03-10	0	0	0
17-03-10	0	0	0
18-03-10	0	0.6	0
19-03-10	0	0	0
20-03-10	0	0	0
21-03-10	0	0	0
22-03-10	0	0	0
23-03-10	0	0	0
24-03-10	0	0	0
25-03-10	0	0	0

26-03-10	1.6	0	0
27-03-10	0	0	0
28-03-10	0	0	0
29-03-10	14	10.4	17.4
30-03-10	2	1.6	0.6
31-03-10	0	0	0
01-04-10	0	0	0
02-04-10	0	0	0
03-04-10	2.2	1	0
04-04-10	0	0	0
05-04-10	0	0	0
06-04-10	0	0	0
07-04-10	0.6	9.2	3
08-04-10	11	1.4	0.6
09-04-10	0.2	0	0
10-04-10	0	0	0
11-04-10	0	0	0.6
12-04-10	20.4	31.6	26
13-04-10	0	0	0
14-04-10	0	0	0
15-04-10	0	0	0
16-04-10	0	0	0
17-04-10	0	0	0
18-04-10	0	0	4.2
19-04-10	2.6	0	0
20-04-10	0	0	0
21-04-10	3.4	9.2	1.8
22-04-10	15.8	6.4	4.8
23-04-10	0	0	0
24-04-10	0	0	0
25-04-10	0	0	0
26-04-10	0	0	0
27-04-10	9	1.6	1
28-04-10	2	11	7.4
29-04-10	0	0	0
30-04-10	5	1.4	6.6
01-05-10	0	0	0
02-05-10	0	0	0
03-05-10	0	0	0
04-05-10	0	0	0
05-05-10	0	0	0
06-05-10	0	0	0
07-05-10	0	0	0
08-05-10	0	0	0
09-05-10	0	0	0.4

10-05-10	1.6	1.2	1
11-05-10	0	0	0
12-05-10	0	0	0
13-05-10	0	0	0
14-05-10	0	0	0
15-05-10	0	0	0
16-05-10	0	0.2	0
17-05-10	0	0	0
18-05-10	0	0	0
19-05-10	4.4	0.2	5.2
20-05-10	0	0	0.2
21-05-10	0	0	0
22-05-10	1.4	4.8	15.8
23-05-10	21.2	7	2
24-05-10	0.8	0	0
25-05-10	0	0	0
26-05-10	0	5.8	0.8
27-05-10	0	0	0
28-05-10	0.2	2.8	0.4
29-05-10	0.4	0	0
30-05-10	0	0	0
31-05-10	0	0	0
01-06-10	3.6	1	0.4
02-06-10	0	0.2	0
03-06-10	0	0	0
04-06-10	0	0	0
05-06-10	0	0	0
06-06-10	0.2	0	0
07-06-10	3.2	14.2	2
08-06-10	6.4	0.8	4.6
09-06-10	0	0	0
10-06-10	20.2	17.4	17
11-06-10	8	6.8	1.6
12-06-10	0.4	0.2	6.4
13-06-10	0	0.2	0
14-06-10	0	0	0
15-06-10	0	0	0
16-06-10	0	0	0
17-06-10	0	0	0
18-06-10	0	0	0
19-06-10	0	0	0
20-06-10	2.6	0	0
21-06-10	4.2	1.4	0
22-06-10	0	0	0
23-06-10	0	0	1.4

24-06-10	12.8	2.8	6.2
25-06-10	0	2.8	0
26-06-10	15.2	23.8	4.6
27-06-10	0.4	0	2.6
28-06-10	0	0	5
29-06-10	12.4	22.2	0.8
30-06-10	0	0	0
01-07-10	3	1.6	0
02-07-10	0	0	0
03-07-10	0	0	0
04-07-10	0	0	0
05-07-10	0	1.8	0
06-07-10	0	0	0
07-07-10	0	0	0
08-07-10	0	0	0
09-07-10	0	0	0
10-07-10	0	0	0
11-07-10	0	0	0
12-07-10	0	0	0
13-07-10	0	0	0
14-07-10	0	0	0
15-07-10	0	0	0
16-07-10	1.6	0	0
17-07-10	0.8	0	0.2
18-07-10	0	0	0
19-07-10	0	0	0
20-07-10	0	4	0
21-07-10	0	0.8	2.4
22-07-10	0	0	0
23-07-10	0	0	0
24-07-10	0	0	0
25-07-10	0	0	0
26-07-10	0	0	0
27-07-10	0	0	0
28-07-10	0	0	0
29-07-10	0	0	0
30-07-10	0	0	0
31-07-10	0	0	0
01-08-10	0	0	0
02-08-10	0	0	0
03-08-10	0	0	0
04-08-10	0	0	0
05-08-10	0	0	0
06-08-10	0	0	0
07-08-10	0	0	0

08-08-10	0	0	0
09-08-10	0	0	0
10-08-10	0.4	0	2
11-08-10	0.4	1.6	0
12-08-10	0	0	0
13-08-10	0.4	0	0
14-08-10	0.2	0	0
15-08-10	0	0	0
16-08-10	0	0	0
17-08-10	0	0	0
18-08-10	0	0	0
19-08-10	0	0	0
20-08-10	0	0	0
21-08-10	0	0	0
22-08-10	0	0	0
23-08-10	0	0	0
24-08-10	0	0	0
25-08-10	0	0	0
26-08-10	0	0	0
27-08-10	0	0	0
28-08-10	0	0	0
29-08-10	0	0	0
30-08-10	0	0	0
31-08-10	0	0	0
01-09-10	0	0	0
02-09-10	4.2	35.2	4
03-09-10	0	0	0
04-09-10	0	0	0
05-09-10	0	0	0
06-09-10	0	0	0
07-09-10	0	0	0
08-09-10	0	0	0
09-09-10	0	0	0
10-09-10	0	0	0
11-09-10	0	0	0
12-09-10	0	0	0
13-09-10	0.4	0	2.2
14-09-10	0	0	0
15-09-10	0	0	0
16-09-10	0	0	0
17-09-10	0	0	0
18-09-10	0	2	3
19-09-10	0	0	0
20-09-10	0	0	0
21-09-10	0	0	0

22-09-10	0	0	0
23-09-10	0	0.4	0.2
24-09-10	0	0	0
25-09-10	0	0	0
26-09-10	0	0	0
27-09-10	0	0	0
28-09-10	0	0	0
29-09-10	0	0	0
30-09-10	0	0	0
01-10-10	0.2	1.4	0
02-10-10	0	0	0
03-10-10	0	0	0
04-10-10	0	0	0
05-10-10	0	0	0
06-10-10	0	0	0
07-10-10	0	0	0
08-10-10	1.8	0.6	2.8
09-10-10	0.4	0.2	0.4
10-10-10	0	0	0
11-10-10	0	0	0
12-10-10	0.4	1.4	0
13-10-10	2	0.4	0
14-10-10	0.2	1	1.8
15-10-10	7.6	10.8	14.2
16-10-10	2.4	0.2	8
17-10-10	6.4	12	2.6
18-10-10	0	0	0
19-10-10	3.2	6.2	1.4
20-10-10	19.8	35.8	24.4
21-10-10	10	6.4	18.2
22-10-10	0	0	0
23-10-10	0	0	0
24-10-10	0	0	0
25-10-10	0	0	0
26-10-10	0	0	0
27-10-10	7.2	9.6	3.4
28-10-10	3.6	9.6	4.2
29-10-10	38	40.6	27.6
30-10-10	0	1.2	0.4
31-10-10	0	0	0
01-11-10	0	0	0
02-11-10	0	0	0
03-11-10	0	0	0
04-11-10	0	0	0
05-11-10	0	0	0

06-11-10	0	0	0
07-11-10	0	0	0
08-11-10	0	0	0
09-11-10	0	0	0
10-11-10	0	0	0
11-11-10	0	0	0
12-11-10	0	0	0
13-11-10	0	0	0
14-11-10	0	0	0
15-11-10	0	0	0
16-11-10	0	0	0
17-11-10	0	0	0
18-11-10	0	0	0
19-11-10	0	0	0
20-11-10	0	0	0
21-11-10	0	0	0
22-11-10	0	0	0
23-11-10	0	0	0
24-11-10	0	1.2	1.6
25-11-10	2	4.2	37
26-11-10	5.6	6.2	10.4
27-11-10	0	0.2	1.6
28-11-10	0	0	0
29-11-10	0	0	0
30-11-10	0	0	0
01-12-10	0	0	0
02-12-10	0	0	0
03-12-10	0	0	0
04-12-10	0	0	0
05-12-10	0	0	0
06-12-10	17.6	2	16
07-12-10	0	0	0
08-12-10	0	0	0
09-12-10	0	0	0
10-12-10	0.4	0	1.2
11-12-10	30.2	24.2	24
12-12-10	1.8	8.6	10.4
13-12-10	0	0.2	0.4
14-12-10	0	9.4	14.8
15-12-10	0	1.4	0.6
16-12-10	12.4	5.4	8.8
17-12-10	19.4	30	61.8
18-12-10	34.6	12	16.4
19-12-10	3.4	0	0
20-12-10	0	0.2	0

21-12-10	0	0	0
22-12-10	0	0	0
23-12-10	0	0	0
24-12-10	0	0	0
25-12-10	0.2	0	0
26-12-10	0	0	0
27-12-10	0	0	0
28-12-10	0	0	0
29-12-10	0	0	0
30-12-10	0	0.2	5.6
31-12-10	0	0.6	5.6
01-01-11	0.2	0	0
02-01-11	0	0	0
03-01-11	0	0	0
04-01-11	0.2	5.2	6.2
05-01-11	0	0	0.2
06-01-11	0.2	0	0.4
07-01-11	0	0	0
08-01-11	0.2	0	0
09-01-11	0	0	0
10-01-11	0.2	0	0
11-01-11	1.2	0	0
12-01-11	3	0	0
13-01-11	0	0	0.4
14-01-11	0	0	0
15-01-11	0	0	0
16-01-11	0	0	0
17-01-11	0	0	0
18-01-11	0	0	0
19-01-11	0	0	0
20-01-11	0	0	0
21-01-11	0	0	0
22-01-11	0	0.2	0.6
23-01-11	0	0.2	0.2
24-01-11	0.8	0.8	4
25-01-11	14.2	19.6	16.8
26-01-11	10.2	14.6	9.2
27-01-11	0	0	0
28-01-11	0	0	0
29-01-11	8.2	26.4	17
30-01-11	3.2	3.2	0.6
31-01-11	0	0	0
01-02-11	0	0	0
02-02-11	0	0	0
03-02-11	0	0	0

04-02-11	0	0	0
05-02-11	0	5.2	9.4
06-02-11	0	0	0
07-02-11	0	0	0
08-02-11	0	0	0
09-02-11	0	0	0
10-02-11	0	0	0
11-02-11	0	0	0
12-02-11	0.6	0	0
13-02-11	0	0	0
14-02-11	0	0	0
15-02-11	0.2	0	0.6
16-02-11	0	0	0
17-02-11	0	0	0
18-02-11	0	0	0
19-02-11	0	2.2	0.6
20-02-11	0	31.2	40.2
21-02-11	0	2	2.2
22-02-11	3	0.6	2.8
23-02-11	11.2	5.2	20
24-02-11	0.2	0.2	0.2
25-02-11	1.8	2	5.8
26-02-11	4.4	2	0.6
27-02-11	0.2	0	1.8
28-02-11	0.4	1	7
01-03-11	0	0	0
02-03-11	0	0	0
03-03-11	0	0	0
04-03-11	0	0	0
05-03-11	0	0	0
06-03-11	1.4	0.4	0.6
07-03-11	19.8	18.2	14.6
08-03-11	2	4.2	2.6
09-03-11	0.4	6.8	4.4
10-03-11	0.6	5.4	6.8
11-03-11	0	1.2	0
12-03-11	0	0	0
13-03-11	0	0	0
14-03-11	0	0	0
15-03-11	2	0	0
16-03-11	0	0	0
17-03-11	0	0	0
18-03-11	2.2	3.8	1.2
19-03-11	9	9.4	10.8
20-03-11	0.2	3.4	0

21-03-11	0	0	0
22-03-11	0.4	0	0
23-03-11	0	0	0
24-03-11	0	0	0
25-03-11	0	0	0
26-03-11	0	0	0
27-03-11	0	0	0
28-03-11	7.6	7.4	0
29-03-11	0.8	0	0
30-03-11	0.6	0	0
31-03-11	0.2	1.4	4.8
01-04-11	0	0.8	0
02-04-11	0	3.2	6.4
03-04-11	0	8.6	26.8
04-04-11	0	1.2	14.2
05-04-11	0	3.4	3.8
06-04-11	0	0	0
07-04-11	0	0	0
08-04-11	0.2	0	0
09-04-11	0	0	0
10-04-11	0	1.2	2.2
11-04-11	0	0	4.6
12-04-11	0.6	0.2	0
13-04-11	0	0	0
14-04-11	0	0	0
15-04-11	8	13.2	17.4
16-04-11	0	0	0
17-04-11	0.4	0	0
18-04-11	1.2	3.4	0
19-04-11	5	3.6	3.8
20-04-11	2	7.6	5
21-04-11	3.2	4	11.8
22-04-11	0	0.2	0
23-04-11	0.6	0	0
24-04-11	3	0.2	3.8
25-04-11	0	0	0
26-04-11	0.6	0	0
27-04-11	0	0	0
28-04-11	2.2	1	0.8
29-04-11	1	4	1.4
30-04-11	3.4	0.4	0
01-05-11	3	3.4	0
02-05-11	0.4	0.2	1.6
03-05-11	0	0	0
04-05-11	0	0	0

05-05-11	16.6	6	4.8
06-05-11	22.4	6	0.6
07-05-11	0.8	14.8	9
08-05-11	0	0	0
09-05-11	0	0	0
10-05-11	0	0	0
11-05-11	0	0.2	0
12-05-11	10.8	3.2	2.2
13-05-11	7.8	5.6	21.8
14-05-11	2	0.8	9.8
15-05-11	0.2	0	0.8
16-05-11	0	0	0
17-05-11	0	0	0
18-05-11	0	0	0
19-05-11	0	10.8	1.2
20-05-11	13	4.4	0
21-05-11	1.6	0	1
22-05-11	0	0	0
23-05-11	0	0	0
24-05-11	0	0	0
25-05-11	0.8	0	0
26-05-11	4	0.2	0
27-05-11	5.4	10.2	2.8
28-05-11	5.2	8.8	4.8
29-05-11	1	2.2	7.6
30-05-11	0	24.2	0
31-05-11	0	6.4	0.8
01-06-11	0.8	3.2	0
02-06-11	0.8	0	0
03-06-11	0	0	0
04-06-11	0	0.2	0
05-06-11	0	1.6	2
06-06-11	5	5.8	0
07-06-11	0	0	0
08-06-11	0	0	0.6
09-06-11	0	0	0
10-06-11	0	0	3.6
11-06-11	1.8	3.4	9.4
12-06-11	1.2	0	0
13-06-11	14.8	18.6	3.8
14-06-11	7	4.2	1.6
15-06-11	0	0	0
16-06-11	1	4.8	2.2
17-06-11	0	4.2	0
18-06-11	11.2	1.2	0

19-06-11	2.6	23	0
20-06-11	0	0	0
21-06-11	0	0	0
22-06-11	0	0	0
23-06-11	0	0	0
24-06-11	0	0	0
25-06-11	0	0	0
26-06-11	0	0	0
27-06-11	0	0	0
28-06-11	0	0	0
29-06-11	0	0	0
30-06-11	0	0	0
01-07-11	0	0	0
02-07-11	0	0	0
03-07-11	0	0	0
04-07-11	0	0	0
05-07-11	0	0	0
06-07-11	0	0	0
07-07-11	0	0	0
08-07-11	0	0	0
09-07-11	0	0	0
10-07-11	0	0	0
11-07-11	0	0	0
12-07-11	0	0	0
13-07-11	0	0	0
14-07-11	0	0	0
15-07-11	0	0	0
16-07-11	0	0	0
17-07-11	0	0	0
18-07-11	0	0	0
19-07-11	0	0	0
20-07-11	0.4	0	0
21-07-11	0	0	0
22-07-11	0	0	0
23-07-11	0	0	0
24-07-11	0	0	0
25-07-11	0	0	0
26-07-11	0	0	0
27-07-11	0	0	0
28-07-11	0	0	0
29-07-11	0	0	0
30-07-11	0	0	0
31-07-11	0	0	0
01-08-11	0	0	0
02-08-11	0	0	0

03-08-11	0	0	0
04-08-11	2.8	0	0
05-08-11	0	0	0
06-08-11	0	0	0
07-08-11	0	0	0
08-08-11	0	0	0
09-08-11	0	0	0
10-08-11	0	0	0
11-08-11	0	0	0
12-08-11	0.2	0	0
13-08-11	0	0	0
14-08-11	0	0	0
15-08-11	0	0	0
16-08-11	0	0	0
17-08-11	0	0	0
18-08-11	0	0	0
19-08-11	0	0	0
20-08-11	0	0	0
21-08-11	0	0	0
22-08-11	0	0	0
23-08-11	0	0	0
24-08-11	0	0	0
25-08-11	0	0	0
26-08-11	0	0	0
27-08-11	0	0	0
28-08-11	0	0	0
29-08-11	0	0	0
30-08-11	0	0	0
31-08-11	3.4	0	8.8
01-09-11	0	0	0.2
02-09-11	0	0	0
03-09-11	0	0	0
04-09-11	0	0	0
05-09-11	0	0	0
06-09-11	0	0	0
07-09-11	0	0	0
08-09-11	0	0	0
09-09-11	0	0	0
10-09-11	1.6	0	0
11-09-11	0	0	0
12-09-11	0	0	0
13-09-11	0	0	0
14-09-11	0.2	0	0
15-09-11	0	0	0
16-09-11	0	0	0

17-09-11	0	0	0
18-09-11	0	0	0
19-09-11	0	0	0
20-09-11	0	0	0
21-09-11	0	0	0
22-09-11	0	1.2	0
23-09-11	9	5.2	5
24-09-11	0.8	0.4	0
25-09-11	0	0	0
26-09-11	0	0	0
27-09-11	0	0	0
28-09-11	0	0	0
29-09-11	0	0	0
30-09-11	0	0	0
01-10-11	0	0	0
02-10-11	0	0	0
03-10-11	0	0	0
04-10-11	0	0	0
05-10-11	0	0	0
06-10-11	0	0	0
07-10-11	0	0	0
08-10-11	0	0	0
09-10-11	0	0.4	1.8
10-10-11	37	43	56.6
11-10-11	16.4	12.6	40.2
12-10-11	4.8	3.6	13.6
13-10-11	3.4	0.2	0.2
14-10-11	0	0	0
15-10-11	0	0	0
16-10-11	0.8	4.6	0
17-10-11	6	4	0.4
18-10-11	15.8	13.2	18.6
19-10-11	0	0	0
20-10-11	0	0	0
21-10-11	0	0	0
22-10-11	0	0	0
23-10-11	0	0	0
24-10-11	0	0	0
25-10-11	0	0	0
26-10-11	0	0	0
27-10-11	0	0	0
28-10-11	0	0	0
29-10-11	0	0	0
30-10-11	0	0	0
31-10-11	0	0	0

01-11-11	0	0	0
02-11-11	0	0	0
03-11-11	0.2	0	0
04-11-11	0.2	0	0
05-11-11	0	0	0
06-11-11	0	0	0
07-11-11	0	0	0
08-11-11	0	0	0
09-11-11	0	0	0
10-11-11	0	0	0
11-11-11	1.2	0.6	0.2
12-11-11	0	0	0
13-11-11	0	0	0
14-11-11	0	0	0
15-11-11	0	0	0
16-11-11	1	0.8	0.6
17-11-11	0	0	0
18-11-11	0	0	0
19-11-11	0	0	0
20-11-11	0	0	0
21-11-11	0	0	0
22-11-11	0	0	0
23-11-11	0	0	0
24-11-11	0	0	0
25-11-11	0	0	0
26-11-11	0	0	0
27-11-11	0	0	0
28-11-11	0	0	0
29-11-11	0	0	0
30-11-11	0	0	0
01-12-11	0	0	0
02-12-11	0	0	0
03-12-11	0	0	0
04-12-11	0	0	0
05-12-11	0	0	0
06-12-11	0	0	0
07-12-11	0	0.2	0
08-12-11	13.8	7.8	25
09-12-11	0	0	1.4
10-12-11	0	0	0
11-12-11	0	0	0
12-12-11	0	0	0
13-12-11	0	0	0
14-12-11	0	0	0
15-12-11	0	0	0

16-12-11	0	0	0
17-12-11	4.4	16.6	13.4
18-12-11	0	0	4.8
19-12-11	0.6	0	13.2
20-12-11	0	0	0.2
21-12-11	3.8	13.6	14.6
22-12-11	0.2	0	6.8
23-12-11	5	10.2	39.4
24-12-11	10.4	16	25.4
25-12-11	1.4	0.4	0.2
26-12-11	0	0	0
27-12-11	0	0	0
28-12-11	0	0	0
29-12-11	0	0	0
30-12-11	0	0	0
31-12-11	2.8	3	3.6
01-01-12	0.4	5.2	8.4
02-01-12	0	0.2	0
03-01-12	0	0	0
04-01-12	0	0	0
05-01-12	0	0	0
06-01-12	0	0	0.2
07-01-12	0	0.2	0.4
08-01-12	0	0.2	0.2
09-01-12	0	0.4	0
10-01-12	0.2	0.2	0.4
11-01-12	1.2	0.4	0.8
12-01-12	0.2	0	0.6
13-01-12	0	0	0
14-01-12	0	0	0
15-01-12	0.2	0	0.6
16-01-12	0.2	0.4	0.2
17-01-12	0	0	0.2
18-01-12	0	0	0
19-01-12	0	0	0
20-01-12	0	0	0
21-01-12	0	0	0.2
22-01-12	21	39	41.2
23-01-12	5.4	0.4	0
24-01-12	0	0	0
25-01-12	14.2	26.8	26
26-01-12	5.6	12.4	16.6
27-01-12	32.2	8.6	22.2
28-01-12	0	0	1
29-01-12	0	0	0

30-01-12	0	0.2	0
31-01-12	0.8	2.4	1.6
01-02-12	0	0	0
02-02-12	0	0	0
03-02-12	0.6	2.8	2.4
04-02-12	0.8	0.2	0.2
05-02-12	0	0	0
06-02-12	0	0	0
07-02-12	2	3.6	9.2
08-02-12	35.4	32	30.6
09-02-12	3.4	4.2	10.6
10-02-12	13.8	7.2	2.2
11-02-12	0	0	0
12-02-12	0	0	0
13-02-12	0	0	0
14-02-12	0.2	0.6	2.6
15-02-12	14.4	12.8	27.4
16-02-12	2	1.4	1.8
17-02-12	22.4	12.8	7
18-02-12	1.2	0.2	0.2
19-02-12	0	0	0
20-02-12	0	0	0
21-02-12	0	0	0
22-02-12	0	0	0
23-02-12	0	0	0
24-02-12	0	0	0
25-02-12	0	0	0
26-02-12	0	0	0
27-02-12	0.6	0.2	4.4
28-02-12	6.2	1	33
29-02-12	9.2	16.8	13.2
01-03-12	0.4	0.4	0
02-03-12	0	0	0
03-03-12	0	0	0
04-03-12	0.6	2.8	4
05-03-12	0	0.2	0
06-03-12	0.4	0.2	2.4
07-03-12	0.4	0.6	4.4
08-03-12	0.2	0	0.2
09-03-12	0	0	0
10-03-12	0	0	0
11-03-12	0	0	0
12-03-12	1.8	4.4	3.8
13-03-12	19.8	7.4	37.6
14-03-12	2.6	18.8	15.2

15-03-12	0	0	0.2
16-03-12	0	0.4	0.8
17-03-12	0	0	0
18-03-12	0	0	0
19-03-12	0	0	0
20-03-12	0	0	0
21-03-12	0	0	0
22-03-12	0.2	0	0
23-03-12	0	0	0.4
24-03-12	0	0	0
25-03-12	0	0	0
26-03-12	0	0	0
27-03-12	0.4	0.8	0
28-03-12	0	0	0
29-03-12	0	0.2	0
30-03-12	0	0	0
31-03-12	2.6	0.2	0
01-04-12	1.2	0.4	2.2
02-04-12	0	0	0
03-04-12	0	0	0
04-04-12	0	0	0
05-04-12	0	0	0
06-04-12	0	0	0
07-04-12	0	0	0
08-04-12	0	0	0
09-04-12	0	0	0
10-04-12	5.8	4.4	21
11-04-12	8.4	24	33.2
12-04-12	4.6	3.8	0.2
13-04-12	0.2	0	0.6
14-04-12	0	1	0
15-04-12	3	11.8	8.4
16-04-12	0	5.2	0.4
17-04-12	0	0	0
18-04-12	0	0	0
19-04-12	1.4	18.6	5.8
20-04-12	0	0	0
21-04-12	0	0	0
22-04-12	0	0	0
23-04-12	0	0	0
24-04-12	0	0	0
25-04-12	0	0	0
26-04-12	0	0	0
27-04-12	0	0.2	0
28-04-12	0	0	0

29-04-12	0	0	0
30-04-12	1.4	0.2	1.8
01-05-12	0.6	0	9
02-05-12	0	0	0
03-05-12	0	0	0
04-05-12	0.2	0.6	1.8
05-05-12	0	1.6	2.2
06-05-12	0.2	0	2
07-05-12	0	0	1.2
08-05-12	0	0	0
09-05-12	0	0	0
10-05-12	33.2	0	0
11-05-12	0.4	11.6	11.4
12-05-12	1.6	2.4	0
13-05-12	4.8	0	0
14-05-12	18.6	1.8	5.8
15-05-12	4.6	0.8	0
16-05-12	4.4	13.2	5.6
17-05-12	24.6	0.4	11.2
18-05-12	0	0	0
19-05-12	12	13	31.6
20-05-12	8.4	6.6	9.4
21-05-12	4	2	1.4
22-05-12	0	0	0.2
23-05-12	0	0	0
24-05-12	0	0	0
25-05-12	9.4	0.2	7.6
26-05-12	1.8	1.8	0.2
27-05-12	0	0	0
28-05-12	0.2	10	9.4
29-05-12	5.8	1.8	0.6
30-05-12	0.8	0.8	0
31-05-12	13	9.8	1.8
01-06-12	16.6	0.2	4.2
02-06-12	0	0	0
03-06-12	0	0	0
04-06-12	6.8	0.4	0
05-06-12	0	0	0
06-06-12	0	0	0
07-06-12	0	0	0
08-06-12	0	0	0
09-06-12	0	0	0
10-06-12	0	0	0
11-06-12	0	0	0
12-06-12	0	0	0

13-06-12	0	0	0
14-06-12	0	0	0
15-06-12	3	0.2	0
16-06-12	0	0	0
17-06-12	0	0	0
18-06-12	0	0	0
19-06-12	0	0	0
20-06-12	0	0	0
21-06-12	0	0	0
22-06-12	0	0	0
23-06-12	1.2	0	0
24-06-12	0	0	0
25-06-12	0	0	0
26-06-12	0	0	0
27-06-12	0.4	0.2	0
28-06-12	0	0	0
29-06-12	0	0	0
30-06-12	0.2	0	0
01-07-12	0	0.4	0
02-07-12	0	0	0
03-07-12	0	0	0
04-07-12	0	0	0
05-07-12	0	0	0
06-07-12	0	0.4	0
07-07-12	0	0	0
08-07-12	0	0	0
09-07-12	0	0	0
10-07-12	0	0	0
11-07-12	0	0	0
12-07-12	0	0	0
13-07-12	0	0	0
14-07-12	0	0	0
15-07-12	0	0.8	0
16-07-12	0	0	0
17-07-12	0.2	0.4	0
18-07-12	0	0.4	0
19-07-12	0	0	0
20-07-12	0	0	0
21-07-12	0	0.4	0
22-07-12	0	0	0
23-07-12	0	0	0
24-07-12	0	0	0
25-07-12	0	0	0
26-07-12	0	0	0
27-07-12	0	0	0

28-07-12	0	1.8	0
29-07-12	0	0	0
30-07-12	0	0	0
31-07-12	0	0.6	0
01-08-12	0	1.2	1.8
02-08-12	1.2	2	0.4
03-08-12	0.2	0	0
04-08-12	0	0	0
05-08-12	0	0	0
06-08-12	0.2	0	0
07-08-12	0	0	0
08-08-12	0	0	0
09-08-12	0.2	0	0
10-08-12	0	0	0
11-08-12	0	0	0
12-08-12	0	17.4	0.6
13-08-12	0.2	0	0
14-08-12	0	0	0
15-08-12	0	0	0
16-08-12	0	0	0
17-08-12	0	0	0
18-08-12	0	0	0
19-08-12	0	0	0
20-08-12	0	0	0
21-08-12	0	0	0
22-08-12	0	0	0
23-08-12	0	0.2	0
24-08-12	0	0.4	0
25-08-12	0	0	0
26-08-12	0	0	0
27-08-12	0	0	0
28-08-12	0	0.4	0
29-08-12	0	0.2	0
30-08-12	0	0	0
31-08-12	0	0	0
01-09-12	0	0	0
02-09-12	0	0	0
03-09-12	0	0	0
04-09-12	0	0	0
05-09-12	0	0	0
06-09-12	0	0	0
07-09-12	0	0.2	0
08-09-12	0	0.2	0
09-09-12	0	0	0
10-09-12	0	0	0

11-09-12	0	0	0
12-09-12	0	0.4	0
13-09-12	0	0	0
14-09-12	0	0	0
15-09-12	0	0	0
16-09-12	0	0	0
17-09-12	0	0	0
18-09-12	0	0	0
19-09-12	0	0	0
20-09-12	0	0	20.8
21-09-12	0	0	0
22-09-12	0.2	0	0
23-09-12	0	0	0
24-09-12	0	0	0
25-09-12	0	0	0
26-09-12	0	0	0
27-09-12	0	0	0
28-09-12	0	0	0
29-09-12	0	0	0
30-09-12	0	0	0
01-10-12	0	0.4	0
02-10-12	0	3.6	5
03-10-12	0.2	0.2	6.6
04-10-12	0	1.8	0.6
05-10-12	0.2	1.2	2.6
06-10-12	0	1.2	1
07-10-12	0	0	0
08-10-12	0.2	0	0
09-10-12	0	0	0
10-10-12	0	0	2.6
11-10-12	0	6.2	2.4
12-10-12	3.6	0	0
13-10-12	5.6	0	0
14-10-12	0	0	0
15-10-12	0	0	0
16-10-12	0	0	0
17-10-12	0	0	0
18-10-12	0	0	0
19-10-12	0	0	0
20-10-12	0	1.4	0
21-10-12	0	0	2
22-10-12	11.6	4	17.8
23-10-12	2	1	8.4
24-10-12	0	2.6	0.2
25-10-12	2.6	0.2	0.4

26-10-12	0.2	0.2	0.2
27-10-12	0	0	0.2
28-10-12	0	0	0
29-10-12	0	0	0.2
30-10-12	0	0.2	0
31-10-12	0.4	3.4	1
01-11-12	0	0	0.4
02-11-12	0	0.4	0.6
03-11-12	0	3.6	2.6
04-11-12	0	0	0.2
05-11-12	0	0	0
06-11-12	0.2	0	0
07-11-12	0	0	0.2
08-11-12	0.2	21.2	5
09-11-12	3.2	17	10.6
10-11-12	0	0.2	0.2
11-11-12	1	4	3.2
12-11-12	0	0	0
13-11-12	0	0	0
14-11-12	0	0	0
15-11-12	0.8	0	0
16-11-12	0	0	0.2
17-11-12	0	0	0.2
18-11-12	0	0	0
19-11-12	0	0	0.2
20-11-12	0	0	0
21-11-12	0	1	0
22-11-12	0	1.4	1
23-11-12	0	0	0
24-11-12	0	0	0
25-11-12	0	0	0.2
26-11-12	0.2	0	0
27-11-12	0	0	0.2
28-11-12	0	0	0.2
29-11-12	0	0	0.2
30-11-12	0	0	0
01-12-12	0	0	0.4
02-12-12	0	0	0.4
03-12-12	0	1.8	0
04-12-12	0	37.6	34
05-12-12	7.8	3.4	2
06-12-12	5.8	8.2	5.8
07-12-12	2.2	5.2	6
08-12-12	2.6	5.4	2.6
09-12-12	0	0	0.4

10-12-12	6	2.6	26.2
11-12-12	25.2	22	47.6
12-12-12	0	0.4	1.6
13-12-12	13.8	6.2	8.6
14-12-12	0	0	0.2
15-12-12	0	0	0
16-12-12	0	0	0
17-12-12	1.2	0.2	0.6
18-12-12	9.2	11.2	11.8
19-12-12	10.8	9.2	21.6
20-12-12	21	14.6	25.8
21-12-12	0.4	1.4	0.2
22-12-12	0	0	0
23-12-12	1.6	12.8	6.4
24-12-12	1	1.4	4.6
25-12-12	0.4	0.6	0.2
26-12-12	0	0	0
27-12-12	0	0	0.2
28-12-12	0	0	0
29-12-12	0.4	1	0
30-12-12	0	0	0
31-12-12	0	0	0.2
01-01-13	0.2	0.4	1.6
02-01-13	0	0	0.2
03-01-13	0	0	0
04-01-13	0	0	0.2
05-01-13	0	0	0.4
06-01-13	0	0	0
07-01-13	0	1.4	0
08-01-13	0	0	0
09-01-13	0	0	0
10-01-13	0	0	0
11-01-13	0	0	0
12-01-13	1	4.2	6.6
13-01-13	16.2	25.8	26.4
14-01-13	2.2	0.2	0
15-01-13	0	0	0.2
16-01-13	0	0	0
17-01-13	6.4	6	17.2
18-01-13	0.2	0.2	7
19-01-13	2.2	24.6	3.4
20-01-13	21.2	10.4	1.7
21-01-13	0	0	0
22-01-13	0	0	0.2
23-01-13	0.4	1	5.2

24-01-13	0.2	0	0.4
25-01-13	12.8	14.2	21.4
26-01-13	1.6	0.2	7.6
27-01-13	16.4	18.2	59.4
28-01-13	0.8	0.2	0.4
29-01-13	0	0	0
30-01-13	0	0	0
31-01-13	2.2	0.8	2.8
01-02-13	1.2	0.8	0.6
02-02-13	0	0	0
03-02-13	0	0	0.2
04-02-13	0	0	0.2
05-02-13	0	0	0
06-02-13	0	0	0
07-02-13	0	0	1.6
08-02-13	0.2	5.6	14.6
09-02-13	33.6	55.8	35.6
10-02-13	0.2	0	9.2
11-02-13	9	6.4	12
12-02-13	1.6	0.6	3
13-02-13	0	0	0
14-02-13	0	0	0
15-02-13	44.6	21.2	36.6
16-02-13	4.6	3.8	19.8
17-02-13	0	0	0.2
18-02-13	3.6	1.4	3.2
19-02-13	0	0	0
20-02-13	17.2	21.6	17
21-02-13	3.6	1	3.2
22-02-13	0	0	0
23-02-13	7.6	9	13.6
24-02-13	0	0.2	1.8
25-02-13	0	0.2	0
26-02-13	0	0	0
27-02-13	0	0	0
28-02-13	2.8	1.4	1.2
01-03-13	0.4	0	1
02-03-13	0	0	0
03-03-13	0	0	0
04-03-13	0	1	4.6
05-03-13	0	0	0
06-03-13	0	0	0
07-03-13	0	0	0
08-03-13	0	0	0
09-03-13	0.2	0	0

10-03-13	2.8	1.6	0
11-03-13	0.8	0.8	0.4
12-03-13	0	0	0
13-03-13	3.4	12	7.4
14-03-13	0	0	0
15-03-13	0	0	0
16-03-13	3.4	6.2	3.2
17-03-13	7.4	4	6.8
18-03-13	0	0	0
19-03-13	0.2	0.2	0.2
20-03-13	0	0.2	0
21-03-13	0	0	0
22-03-13	0	0.2	0
23-03-13	7.2	17	15.6
24-03-13	0.2	0	0.2
25-03-13	0	0	0
26-03-13	0	0	0
27-03-13	0	0	0
28-03-13	0.8	0.6	0
29-03-13	1.8	0.2	3.2
30-03-13	0	0	0
31-03-13	0	0	0
01-04-13	0	0	0
02-04-13	11.6	15.2	9
03-04-13	0	0.2	0
04-04-13	8.4	26.8	29.6
05-04-13	0	0.2	0
06-04-13	0	0	0
07-04-13	0	0	0
08-04-13	0	0	0
09-04-13	1.8	7	11
10-04-13	8	1	1.2
11-04-13	0	0	0
12-04-13	0	0	0
13-04-13	0	0	0
14-04-13	0	0	0
15-04-13	5.4	3.4	9.6
16-04-13	13.8	6.4	13.4
17-04-13	0	0	0
18-04-13	0	0	0
19-04-13	0	0	0
20-04-13	0.6	0.2	3.2
21-04-13	0	0	0
22-04-13	0	0	0
23-04-13	0	0	0

24-04-13	0	0	0
25-04-13	0	0	0
26-04-13	0	0	0
27-04-13	0	0	0
28-04-13	0	0	0
29-04-13	0	0	0
30-04-13	0	0	0
01-05-13	0	0	0
02-05-13	0	0	0
03-05-13	0	0	0
04-05-13	0	0	0
05-05-13	0	0	0
06-05-13	0	0	0
07-05-13	0	0	0
08-05-13	0	0	0
09-05-13	0	0	0
10-05-13	0	0.6	5.6
11-05-13	1.6	0	9.6
12-05-13	13	6.2	4.2
13-05-13	3	1	10.4
14-05-13	7.4	0	0
15-05-13	3.6	6.2	9
16-05-13	1.6	0.4	0.2
17-05-13	0.2	0.2	0
18-05-13	5	3	5.4
19-05-13	0	0	0
20-05-13	0	0.8	0
21-05-13	0	0	0
22-05-13	0	0	0
23-05-13	0	0	0
24-05-13	0	0	0
25-05-13	0	0	0
26-05-13	0	0	0
27-05-13	0	0	0
28-05-13	0	0	0
29-05-13	0	0	0
30-05-13	0	0	0
31-05-13	0	0	0
01-06-13	0	0	0
02-06-13	0	0.2	0.6
03-06-13	0	0	0
04-06-13	0	0	0
05-06-13	0	0	10.2
06-06-13	0	0	0
07-06-13	3	0	0

08-06-13	0	0	0.4
09-06-13	5	0.6	1.2
10-06-13	0	0	0
11-06-13	0	0	0
12-06-13	0	0	0
13-06-13	0	0	0
14-06-13	0	2	0
15-06-13	0.2	0.4	0
16-06-13	0	1.4	0
17-06-13	0	0	0
18-06-13	0	0	0
19-06-13	0	0	0
20-06-13	0	0	0
21-06-13	0	0	0
22-06-13	0	0	0
23-06-13	0	0	0
24-06-13	0	0	0
25-06-13	0	0	0
26-06-13	0	0	0
27-06-13	0	0.2	0
28-06-13	0	0	0
29-06-13	0	7.2	0
30-06-13	0	0	0
01-07-13	0	0	0
02-07-13	0	0	0
03-07-13	0	0	0
04-07-13	0	0	0
05-07-13	0	0	0
06-07-13	0	0	0
07-07-13	0	0	0
08-07-13	0	0	0
09-07-13	0	0	0
10-07-13	0	0	0
11-07-13	0	0	0
12-07-13	0	0	0
13-07-13	0	0	0
14-07-13	0	0	0
15-07-13	0	0	0
16-07-13	0	6.4	0
17-07-13	26.8	4.6	4.4
18-07-13	0.6	0.6	8
19-07-13	0	0	0
20-07-13	0	0	0
21-07-13	0	0	0
22-07-13	0	0	0

23-07-13	0	0	0
24-07-13	0	0	0
25-07-13	0	0	0
26-07-13	0	0	0
27-07-13	0	0	0
28-07-13	0	0	0
29-07-13	0	0	0
30-07-13	0	0	0
31-07-13	0	0	0
01-08-13	0	0	0
02-08-13	0	0	0
03-08-13	0	0	0
04-08-13	0	0	0
05-08-13	0	0	0
06-08-13	0	0	0
07-08-13	0	0	0
08-08-13	0	0	0
09-08-13	0	0	0
10-08-13	0	0	0
11-08-13	0	0	0
12-08-13	0.4	0	0
13-08-13	0	0	0
14-08-13	0	0	0
15-08-13	0	0	0
16-08-13	0	0	0
17-08-13	0	0	0
18-08-13	0	0.8	0
19-08-13	0	0	0
20-08-13	0	0	0
21-08-13	0	0	0
22-08-13	0	0	0
23-08-13	0	0	0
24-08-13	1.8	9	0
25-08-13	0	0	0
26-08-13	0	0	0
27-08-13	0	0	0
28-08-13	0	0	0
29-08-13	0	0	0
30-08-13	0	0	0
31-08-13	0	0	0
01-09-13	12.2	1.2	0
02-09-13	0	0	0
03-09-13	0	0	0
04-09-13	0	0	0
05-09-13	0	0	0

06-09-13	0	0	0
07-09-13	0	0	0
08-09-13	0	0	0
09-09-13	0	0	0
10-09-13	0	0	0
11-09-13	0	0	0
12-09-13	0	0	0
13-09-13	0	0	0
14-09-13	0	0	0
15-09-13	0	0	0
16-09-13	0	0	0
17-09-13	1.6	0	0
18-09-13	0	0	0
19-09-13	0	0	0
20-09-13	0	0	0
21-09-13	0	0	1.6
22-09-13	0	0	0
23-09-13	0	0	0
24-09-13	0	0	0
25-09-13	0	0	0
26-09-13	0	0	0
27-09-13	0	0	0
28-09-13	0	0	0
29-09-13	0	0	0
30-09-13	0	0	0
01-10-13	0	0	0
02-10-13	21.2	38.8	29
03-10-13	4	0.2	4.8
04-10-13	0.2	0	0
05-10-13	0	0	0
06-10-13	0	0	0
07-10-13	0	0	0
08-10-13	0	0	0
09-10-13	0	0	0
10-10-13	0	0	0
11-10-13	0	0	0
12-10-13	0	0	0
13-10-13	0	0	0
14-10-13	0	0	0
15-10-13	0	0	0
16-10-13	0	0	0
17-10-13	0	3.8	1.2
18-10-13	44	57	75
19-10-13	3.2	1.4	0.6
20-10-13	0	0	0

21-10-13	0	0	0
22-10-13	0	0	0
23-10-13	0	0	0
24-10-13	0	0	0
25-10-13	0	0	0
26-10-13	0	0	0
27-10-13	0	0	0
28-10-13	0	0	0
29-10-13	0	0	0
30-10-13	0	0	0
31-10-13	0	0	0
01-11-13	0	0	0
02-11-13	0	0	0
03-11-13	0	0	0
04-11-13	0	0	0
05-11-13	0	0	0
06-11-13	0	0	0
07-11-13	1.6	0	2.4
08-11-13	3.6	1.2	0.6
09-11-13	0	0	0
10-11-13	0	0	0
11-11-13	0	0	0
12-11-13	0	0.2	0
13-11-13	0	0	0.2
14-11-13	0	0	0
15-11-13	0	0	0
16-11-13	0	0	0
17-11-13	0	0	0
18-11-13	0	0	0
19-11-13	0	0	0
20-11-13	0	0	0.2
21-11-13	0	0	0
22-11-13	1	3.4	2.6
23-11-13	17.6	14	18
24-11-13	0	0	0
25-11-13	0	0	0
26-11-13	48.6	43.8	31.2
27-11-13	21.4	12.6	18.4
28-11-13	0	0	0.2
29-11-13	0	0	0
30-11-13	0	0	0
01-12-13	0	0	0
02-12-13	0.6	0.2	0
03-12-13	0	0.2	2.2
04-12-13	0	0	0

05-12-13	0.6	0.6	13.6
06-12-13	0	0	0
07-12-13	0	0	0.2
08-12-13	4.2	3.4	8
09-12-13	0	0	0
10-12-13	0	0	0
11-12-13	4.2	0.8	1.4
12-12-13	0	0.2	0
13-12-13	0	0	0
14-12-13	0	0.4	0
15-12-13	0	0	0
16-12-13	0	0	0
17-12-13	0	0	0
18-12-13	0	0	0
19-12-13	0	0	0
20-12-13	0	0	0
21-12-13	0	0	0
22-12-13	0	0.2	0.2
23-12-13	0	0	0
24-12-13	0	0	0
25-12-13	0	0	0
26-12-13	0	0	0
27-12-13	0	0	0
28-12-13	0	0	0
29-12-13	1.6	3.8	0
30-12-13	0	0.6	0
31-12-13	0.2	1.8	0
01-01-14	0	0.2	0
02-01-14	0	0	0
03-01-14	1.2	5	1.4
04-01-14	2.8	1	1.8
05-01-14	0.4	0	0
06-01-14	0	0	0.2
07-01-14	0	0.2	0
08-01-14	0	0	0.2
09-01-14	0	0	0
10-01-14	0	0	0.2
11-01-14	0	0.2	0
12-01-14	0	0	0
13-01-14	0	0	0.2
14-01-14	0	0	0
15-01-14	0	0	0
16-01-14	0	0	0.8
17-01-14	0.8	1.4	1
18-01-14	0	0	0.2

19-01-14	0	0.2	0.2
20-01-14	0	0	0
21-01-14	0	0	0
22-01-14	0	0.2	0
23-01-14	4.4	2.6	7.4
24-01-14	0.2	0.2	0
25-01-14	0.4	0.6	3.4
26-01-14	27.6	41.8	35
27-01-14	34.4	20.4	47
28-01-14	13.6	5.4	14.8
29-01-14	4.4	8.4	26
30-01-14	4	10.6	3
31-01-14	0	0	0
01-02-14	0	0	0
02-02-14	0	0	0
03-02-14	0	0	0
04-02-14	0	0	0
05-02-14	0	0	0
06-02-14	0	0	0
07-02-14	0	0	0
08-02-14	0	0	0
09-02-14	0	0	0
10-02-14	0.4	0	2.8
11-02-14	0	0	0
12-02-14	0	0	0
13-02-14	0	0	0.2
14-02-14	0	0	0
15-02-14	9.8	16.8	25.6
16-02-14	0	1	0.2
17-02-14	0	0	0
18-02-14	0	0	0.2
19-02-14	0	0	0
20-02-14	0	0	0
21-02-14	0	0	0
22-02-14	0	0	0
23-02-14	0	0	0
24-02-14	0	0	0
25-02-14	0	0.8	4.4
26-02-14	5.2	0.4	0.8
27-02-14	0	0	0
28-02-14	0	0	0.2
01-03-14	0	0	0
02-03-14	0	0.6	0
03-03-14	1.6	1.8	19.2
04-03-14	7.6	19	56.2

05-03-14	0.4	0	3
06-03-14	12.8	28.2	32.6
07-03-14	0	0	2.2
08-03-14	10.4	8	14.2
09-03-14	0	1.8	1
10-03-14	3.6	0.6	0.2
11-03-14	14	1.4	0.6
12-03-14	0.6	0.4	10.8
13-03-14	0.2	0	0
14-03-14	0.8	0.8	1.6
15-03-14	0	0	0
16-03-14	0	0	0
17-03-14	1.4	2	4
18-03-14	0	0	0
19-03-14	0	0	0
20-03-14	0	0	0
21-03-14	0	0	0
22-03-14	0	0	0
23-03-14	0	0	0
24-03-14	0	0	0
25-03-14	0	0	0
26-03-14	0	12.8	0.2
27-03-14	0.2	0	0
28-03-14	0	0	0
29-03-14	3	1.8	0.2
30-03-14	0	0.4	0.2
31-03-14	0	0	0
01-04-14	0	0	0
02-04-14	0	0	0
03-04-14	0	0	0
04-04-14	0	0	0
05-04-14	0	0	0
06-04-14	0	0	0
07-04-14	0	0	0
08-04-14	0.2	1.2	0
09-04-14	0	1.8	3.2
10-04-14	0	0	0
11-04-14	0	0	1.6
12-04-14	4	16.2	10.4
13-04-14	0	0	0
14-04-14	0	0	0
15-04-14	0	0	5
16-04-14	0	0	0
17-04-14	0	0	0
18-04-14	0	0	0

19-04-14	1.4	7.4	5.8
20-04-14	3.8	2.8	2.2
21-04-14	0	0	0
22-04-14	0	0	0.8
23-04-14	0	0	0.2
24-04-14	0	0	0
25-04-14	0	0	0
26-04-14	0	1.2	0
27-04-14	0	0	0
28-04-14	1.6	12.4	5.4
29-04-14	4.4	7.4	14.8
30-04-14	0	0	0
01-05-14	11.4	15.6	7
02-05-14	0	0	0
03-05-14	1.6	0.4	1.2
04-05-14	0	0.2	0
05-05-14	12.8	15.8	10
06-05-14	13.6	29.2	17.6
07-05-14	0	0	0
08-05-14	0	0	0
09-05-14	27	28	30
10-05-14	13.8	20.8	19.2
11-05-14	0.8	0	0.4
12-05-14	0	4.4	0
13-05-14	0	0	0
14-05-14	0	0	0
15-05-14	0	0	0
16-05-14	0	0	0
17-05-14	0	0	0
18-05-14	0	0.2	0
19-05-14	0	0	0
20-05-14	0	0	0
21-05-14	0	0	0
22-05-14	0	0	0
23-05-14	0	0	0
24-05-14	2	0.6	2.4
25-05-14	1	0	0
26-05-14	0	0	0.2
27-05-14	0.8	0	0
28-05-14	3.2	0	6.6
29-05-14	0	0	0
30-05-14	3	12.2	5.6
31-05-14	3.2	3.4	2.6
01-06-14	12	0.4	4.6
02-06-14	6.8	3	27.4

03-06-14	6.8	2	4
04-06-14	1	1	0.6
05-06-14	0	0	0
06-06-14	3	0.2	6.6
07-06-14	1.6	3.2	4.8
08-06-14	9.2	23	6.4
09-06-14	6.4	7.4	0
10-06-14	3	13.2	0.6
11-06-14	0.2	3.4	0
12-06-14	0	0	0
13-06-14	0	0	0
14-06-14	0	0	0
15-06-14	0	0	0
16-06-14	0	0	0
17-06-14	0.4	0	0
18-06-14	0	0	0
19-06-14	0	0	0
20-06-14	0	0.4	5.8
21-06-14	1.6	0	1.4
22-06-14	0	0	0
23-06-14	0	0	0
24-06-14	0	0	0
25-06-14	0	0	0
26-06-14	0	0	0
27-06-14	0	0	0
28-06-14	0	0	0
29-06-14	0	0	0
30-06-14	0	0	0
01-07-14	0	0	0
02-07-14	0	0	0
03-07-14	0	0	0
04-07-14	0	0	0
05-07-14	2.2	0	0
06-07-14	0	0	0
07-07-14	0	0	0
08-07-14	0	0	0
09-07-14	0	0	0
10-07-14	0	0	0
11-07-14	0	0	0
12-07-14	0	0	0
13-07-14	0	0	0
14-07-14	0	0	0
15-07-14	0	0	0
16-07-14	0	0	0
17-07-14	0	1.8	0

18-07-14	0	0	0
19-07-14	1.4	0	0
20-07-14	0	1.6	0
21-07-14	0	0	0
22-07-14	0	0	0
23-07-14	0	0	0
24-07-14	0	0	0
25-07-14	0	0	0
26-07-14	1.2	0.2	0
27-07-14	0	0.4	0
28-07-14	0	0	0
29-07-14	0	0	0
30-07-14	0	0	0
31-07-14	0	0	0
01-08-14	0	0	0
02-08-14	0	0	0
03-08-14	0	0	0
04-08-14	0	0	0
05-08-14	0	0.2	0
06-08-14	0	0	0
07-08-14	8.8	0	0
08-08-14	0.2	0.6	1.4
09-08-14	0	0	0
10-08-14	5.6	0	0
11-08-14	0	0	0
12-08-14	0	0	0
13-08-14	0	0	0
14-08-14	0	0	0
15-08-14	0	0	0
16-08-14	0	0	0
17-08-14	0	0	0
18-08-14	0	0	0
19-08-14	1	1	7.6
20-08-14	0	0	0
21-08-14	0	0	0
22-08-14	0	0	0
23-08-14	0	0	0
24-08-14	0	0	0
25-08-14	0	0	0
26-08-14	0	0	0
27-08-14	0	0	0
28-08-14	0	0	0
29-08-14	0	0	0
30-08-14	0	0	0
31-08-14	0	0.2	0

01-09-14	0	0	0
02-09-14	0	0	0
03-09-14	0	0	0
04-09-14	0	0	0.2
05-09-14	0.4	0	0
06-09-14	0	0	0
07-09-14	0	2.8	0
08-09-14	3.2	24.8	0
09-09-14	0.8	0	0
10-09-14	10.2	9.2	2.2
11-09-14	36.2	23.6	2.4
12-09-14	8.8	0	0
13-09-14	1	0	0
14-09-14	0.866666667	23.2	2
15-09-14	0.733333333	0	0
16-09-14	0.6	0	0
17-09-14	13.8	4.8	0
18-09-14	5.8	12.2	6.8
19-09-14	3.6	9.4	0
20-09-14	0	0	0
21-09-14	0	0	0
22-09-14	0	0	0
23-09-14	0	0	0
24-09-14	0.4	1.2	0
25-09-14	0	0.2	0
26-09-14	0.2	0	0
27-09-14	0.6	1	2
28-09-14	45.8	32.8	68.6
29-09-14	1.2	2.2	1.2
30-09-14	0	0	0
01-10-14	0	0	0
02-10-14	0	0	0
03-10-14	0	0	0
04-10-14	0	0	0
05-10-14	0	0	0
06-10-14	0	0	0
07-10-14	0	0	0
08-10-14	0	0	0
09-10-14	0	0	0
10-10-14	0	0	0
11-10-14	0.4	0	0
12-10-14	6.6	0.2	0
13-10-14	0.2	0.6	3.4
14-10-14	0.4	0	4
15-10-14	3.6	1.6	6.4

16-10-14	0	0	0
17-10-14	0.2	0.2	0.2
18-10-14	0.6	0	0
19-10-14	2.4	0	1.2
20-10-14	0	0	0
21-10-14	0	0	0
22-10-14	0	0	0
23-10-14	0	0	4.2
24-10-14	8.6	10.6	31.6
25-10-14	0.4	13.4	8.8
26-10-14	18.6	3	33.2
27-10-14	5.8	6.4	7
28-10-14	0	0.2	0.4
29-10-14	0	0	0
30-10-14	2.8	5.2	2.8
31-10-14	2.2	0	0
01-11-14	0	0	0
02-11-14	0	0	0
03-11-14	0	0	0
04-11-14	0	0	0
05-11-14	0	0	0
06-11-14	0	0	0
07-11-14	0	0	0
08-11-14	0	0	0
09-11-14	0	0	0
10-11-14	0	0	0
11-11-14	0	0.2	0
12-11-14	0	0	0
13-11-14	0	0	0
14-11-14	0	1.4	0
15-11-14	4.2	12.2	8.2
16-11-14	0	0	0.2
17-11-14	0	0	0
18-11-14	0	0	0.2
19-11-14	0	0	0
20-11-14	0	0	0
21-11-14	17.8	17.6	14.2
22-11-14	0	0.2	0
23-11-14	0	0	0
24-11-14	0	0	0
25-11-14	1.2	0	5
26-11-14	0.6	0	8.8
27-11-14	0	0	0
28-11-14	0	0.2	0
29-11-14	0	0	0.6

30-11-14	0	0	0
01-12-14	8.4	2.4	1.4
02-12-14	0.4	0	0
03-12-14	1	0.8	0.4
04-12-14	0	0	0
05-12-14	0	0	0
06-12-14	0	0	0
07-12-14	0	0	2.4
08-12-14	0.8	3.4	5
09-12-14	1.8	25	23.4
10-12-14	15.2	32	27.4
11-12-14	0	0	0.2
12-12-14	0	4	2.2
13-12-14	12	48.8	33.6
14-12-14	0	0	0
15-12-14	0	0	0
16-12-14	0	0	0.2
17-12-14	0	0.2	0
18-12-14	3	4.8	4.6
19-12-14	8	0.8	3.8
20-12-14	0	0	0
21-12-14	0	0.2	0.2
22-12-14	0.8	2.6	3.6
23-12-14	0	0.2	0
24-12-14	0	0	0
25-12-14	0	0	0
26-12-14	0	0	0
27-12-14	4.2	0.2	10.2
28-12-14	7.2	10	6.8
29-12-14	0	0.2	0.4
30-12-14	3.4	22.6	18
31-12-14	14.8	5.2	43
01-01-15	19.2	6.2	28
02-01-15	5	4.2	4.8
03-01-15	0	0	0
04-01-15	0	0	0
05-01-15	15.6	5.2	12.4
06-01-15	7.6	1.6	5.2
07-01-15	2.6	6	0
08-01-15	0.2	0.2	0
09-01-15	0	0	0.2
10-01-15	0	2	0.4
11-01-15	3.8	0.4	0.2
12-01-15	0	4.4	13.2
13-01-15	13.6	52.4	61.6

14-01-15	0	21.6	31
15-01-15	0	0	2.2
16-01-15	0.2	1.6	0.4
17-01-15	0	0.2	0
18-01-15	0	0	0
19-01-15	0	0.2	0.2
20-01-15	0	0.4	0.2
21-01-15	0	0	0
22-01-15	0	0	0
23-01-15	0	0.2	0.2
24-01-15	0	0	0
25-01-15	0.4	17.6	9.2
26-01-15	0	1.6	2
27-01-15	0	0	0
28-01-15	3.2	3.2	20
29-01-15	0.4	0	0.4
30-01-15	1.2	0.6	4
31-01-15	0	3.4	10.4
01-02-15	0	0.2	26.4
02-02-15	0	0	4.6
03-02-15	2.8	3.4	16.2
04-02-15	4.8	4.6	0.2
05-02-15	0	0	0
06-02-15	0	0	0
07-02-15	0	0	0
08-02-15	0	0	0
09-02-15	4.4	12.4	3.2
10-02-15	0.8	12	10.8
11-02-15	1.4	17.6	29.2
12-02-15	0.2	2.2	4.4
13-02-15	0	12	8.2
14-02-15	0	0.8	0
15-02-15	0	0	0.2
16-02-15	13.2	3.2	9.4
17-02-15	1.8	3.6	0
18-02-15	0.2	0	0
19-02-15	1	0.8	0
20-02-15	1.2	0.4	0.4
21-02-15	0	0	0
22-02-15	0	0	0
23-02-15	0	0.2	0
24-02-15	5.8	11.4	6.6
25-02-15	7.4	5.8	13.8
26-02-15	1.8	0.4	3.2
27-02-15	0	0.4	2

28-02-15	13.6	8.8	23.8
01-03-15	4.2	1.8	4.6
02-03-15	1.2	0.2	0.4
03-03-15	0	0	0.6
04-03-15	1.8	0	0.8
05-03-15	0	0	0
06-03-15	0	0	0
07-03-15	0	0	0
08-03-15	0	0	0
09-03-15	0	0	0
10-03-15	0	0	0
11-03-15	0	0	0
12-03-15	0	0	0
13-03-15	8.2	6.8	10
14-03-15	0.2	4.6	10.8
15-03-15	11.2	10.4	18
16-03-15	0.2	0.2	0
17-03-15	0	0	0
18-03-15	0	0	0
19-03-15	2	7.4	3.6
20-03-15	0.6	0.2	0.2
21-03-15	4.4	0	0.8
22-03-15	2.2	0.2	0
23-03-15	0	0	0
24-03-15	3.8	2.4	1.4
25-03-15	0	0.2	0.2
26-03-15	0	0	0
27-03-15	4.4	5.6	4
28-03-15	48	98.4	61.8
29-03-15	17	9.6	17.6
30-03-15	5.8	3.6	14.8
31-03-15	0	0	5.2
01-04-15	0.6	0.4	4
02-04-15	0	0	0.4
03-04-15	3.6	1.6	0.2
04-04-15	0	0.2	0
05-04-15	0	0	0
06-04-15	0	0	3.8
07-04-15	3.4	18.4	0
08-04-15	5.8	1	8.2
09-04-15	16.4	20.4	20.8
10-04-15	14.4	13.6	17.2
11-04-15	0.2	0	0
12-04-15	0.6	1.6	0.2
13-04-15	0	0	0

14-04-15	0	0	0
15-04-15	0	0	0
16-04-15	4.8	0	0
17-04-15	0	0	0
18-04-15	0	0	0
19-04-15	0	0	0
20-04-15	0.8	0.8	0
21-04-15	2.4	0.8	0
22-04-15	0.2	0.6	0
23-04-15	3	2	4.6
24-04-15	1	0	0
25-04-15	0	0	0
26-04-15	0	0.8	0.4
27-04-15	5.2	0.6	0
28-04-15	0	0	0
29-04-15	0	0	0
30-04-15	0	0	0
01-05-15	14.4	12.2	1.6
02-05-15	10.3	0.4	0
03-05-15	0.2	0	0
04-05-15	0.4	1.6	0
05-05-15	0	0	0
06-05-15	0	0	0
07-05-15	0	0	0
08-05-15	0	0	0
09-05-15	0	0	0
10-05-15	0	0	0
11-05-15	0	0	0.2
12-05-15	6.4	0	2.6
13-05-15	0	0	1.8
14-05-15	0	0	0
15-05-15	0	0	0
16-05-15	0	0	0
17-05-15	0	0	0
18-05-15	0	0	0
19-05-15	0	0	0
20-05-15	0	0	0
21-05-15	0	0	0
22-05-15	0	1	1
23-05-15	0.2	0.2	0
24-05-15	0	0	0
25-05-15	0	0	0
26-05-15	0	0	0
27-05-15	0	11.2	6
28-05-15	0	12.9	11

29-05-15	26.5	13.8	10.8
30-05-15	10	16.4	44.2
31-05-15	0.6	0	0
01-06-15	0	0	0
02-06-15	0	0	0
03-06-15	0	7.6	0
04-06-15	0	0	0.4
05-06-15	1.4	0.4	4.2
06-06-15	0	0	0
07-06-15	4.4	6.6	2.6
08-06-15	1.6	9.8	0.4
09-06-15	0	7.6	0
10-06-15	0	2.2	0
11-06-15	3.8	15.6	1.2
12-06-15	36.5	1.6	0
13-06-15	0.2	0	0
14-06-15	0.4	0.2	0
15-06-15	0	0	0
16-06-15	0	0	0
17-06-15	0	13.4	0.4
18-06-15	0	0	0
19-06-15	0.6	8.3	0
20-06-15	5.6	0	1.4
21-06-15	0.2	0	6
22-06-15	1.6	0.8	16.5
23-06-15	0	0	0
24-06-15	3.6	7	2.8
25-06-15	0	0	0
26-06-15	0	0	0
27-06-15	6.4	0	0
28-06-15	11.2	18.6	4.6
29-06-15	0	0	1.2
30-06-15	19.2	19.7	0.8
01-07-15	7.8	0	0
02-07-15	0	0	0
03-07-15	5.8	2.4	2.2
04-07-15	0	0	0
05-07-15	0	0	0
06-07-15	0	0	0
07-07-15	0	0	0
08-07-15	0	0	0
09-07-15	0	0	0
10-07-15	0	0	0
11-07-15	0	0	0
12-07-15	5.4	0	3.2

13-07-15	0	0	0
14-07-15	0	0	0
15-07-15	0	0	0
16-07-15	0	0	0
17-07-15	0	0	0
18-07-15	0	0	0
19-07-15	0	0	0
20-07-15	0	0	0
21-07-15	0	0	0
22-07-15	0	0	0
23-07-15	0	0	0
24-07-15	0	0	0
25-07-15	0	0	0
26-07-15	0	0	0
27-07-15	0	0	1.4
28-07-15	8.6	4	0
29-07-15	0	0	0
30-07-15	0	0	0
31-07-15	0	0	0
01-08-15	0	16.8	0.2
02-08-15	0	0	0
03-08-15	0	0	0
04-08-15	0	3.4	0
05-08-15	3.4	1.2	0.2
06-08-15	0	0	0
07-08-15	7.3	2.6	1.8
08-08-15	0	0	0
09-08-15	5.8	0	0
10-08-15	3.8	1.6	0
11-08-15	4.2	9.3	0.4
12-08-15	8.6	0	2.4
13-08-15	0	0	0
14-08-15	0	0	0.4
15-08-15	0.8	0	0
16-08-15	0	4	5.8
17-08-15	0.8	2.6	2
18-08-15	0	0	0
19-08-15	0	0	0
20-08-15	0	7.4	0
21-08-15	0	0.2	0
22-08-15	0	0	0
23-08-15	0	0	0
24-08-15	0	0	0
25-08-15	0	0	0
26-08-15	0	0	0

27-08-15	0	0	0
28-08-15	0	0	0
29-08-15	0	0	0
30-08-15	0	0	0
31-08-15	0	0	0
01-09-15	0	0	0
02-09-15	0	0	0
03-09-15	0	0	0
04-09-15	0	0	0
05-09-15	0	0	0
06-09-15	0	0	0
07-09-15	0	0	0
08-09-15	0	0	0
09-09-15	0	0	0
10-09-15	0	0	0
11-09-15	0	0	0
12-09-15	0	0	0
13-09-15	0	0	0
14-09-15	0	0	0
15-09-15	0	0	0
16-09-15	0	0	0
17-09-15	0	0	0
18-09-15	0	0	0
19-09-15	0	0	0
20-09-15	0	0	0
21-09-15	0	0	0.6
22-09-15	1.6	0	8.4
23-09-15	2.4	1	4
24-09-15	1.8	0.2	3.4
25-09-15	0	0.8	0.2
26-09-15	0	0	0
27-09-15	0	0	0
28-09-15	0	0	0
29-09-15	0	0	0
30-09-15	0.4	0.2	0.6
01-10-15	1	0.2	2.4
02-10-15	0	0	0
03-10-15	0	0	0
04-10-15	0	0	0
05-10-15	0	0	0
06-10-15	0	0	0
07-10-15	5.2	6.1	0.4
08-10-15	0	0	0
09-10-15	0	0	0.2
10-10-15	0	0	0

11-10-15	0	0	0
12-10-15	0.2	0.2	0
13-10-15	0	0	0
14-10-15	0	0	0
15-10-15	0	0	0
16-10-15	0	0	0
17-10-15	0	0	0
18-10-15	0	0	0
19-10-15	0	0	0
20-10-15	0	0	0
21-10-15	0.4	1.6	2.2
22-10-15	19.9	0.8	1.6
23-10-15	1.6	2	1.8
24-10-15	19.2	14	36.4
25-10-15	0.2	1.6	2.4
26-10-15	0	0	0
27-10-15	0	0	0
28-10-15	0	0	0
29-10-15	0	0	0
30-10-15	0	0	0
31-10-15	0	0	0
01-11-15	0	0	0
02-11-15	0	0	0
03-11-15	0	0	0
04-11-15	0	0	0
05-11-15	0	0	0
06-11-15	0	0	0
07-11-15	0	0	0
08-11-15	0	0	0
09-11-15	0	0	0
10-11-15	0	0	0
11-11-15	0	0	0
12-11-15	0	0	0
13-11-15	0	0	0
14-11-15	0	0	0
15-11-15	0	0	0
16-11-15	0	0	0
17-11-15	0	0	0
18-11-15	0	0	0
19-11-15	0	0	0
20-11-15	0	0	0
21-11-15	0	0	0
22-11-15	0	0	0
23-11-15	0	0	0
24-11-15	0	0	0

25-11-15	0	0	0
26-11-15	0	0	6.2
27-11-15	4.6	12.4	39.4
28-11-15	0.6	0	6.2
29-11-15	15.4	20.4	12
30-11-15	0.8	0	1
01-12-15	0	0	0
02-12-15	0	0	0
03-12-15	0	0	0
04-12-15	0	0	0
05-12-15	0	0	0
06-12-15	0	0	0
07-12-15	0	0	0
08-12-15	0	0	0
09-12-15	0	0	0
10-12-15	0	0	0
11-12-15	0	0	0
12-12-15	0	5.2	2.4
13-12-15	0	0	0.2
14-12-15	0	0	0
15-12-15	0	0.2	0
16-12-15	0	0	0.2
17-12-15	0	0	0
18-12-15	0	0	0
19-12-15	0	0	0
20-12-15	0	0	0
21-12-15	0	0	0
22-12-15	0	0.2	0
23-12-15	0	0	0
24-12-15	0	0	0
25-12-15	0	0	0
26-12-15	0	0	0
27-12-15	0	0	0
28-12-15	0	0	0
29-12-15	0	0.2	0
30-12-15	0	0	0.2
31-12-15	0	0	0
01-01-16	0	0	0
02-01-16	0	0	0
03-01-16	0	0	0
04-01-16	2	7.6	3
05-01-16	15.8	19	32
06-01-16	0.4	0	2.6
07-01-16	0	0	15.9
08-01-16	13	32	51.8

09-01-16	2.2	0.2	1
10-01-16	0	0	0
11-01-16	2.4	2.2	7.2
12-01-16	0	0.6	0.6
13-01-16	0	0	1.4
14-01-16	14.8	12.4	21.2
15-01-16	0.2	0.4	0
16-01-16	0	0	0.2
17-01-16	0	0.2	11.4
18-01-16	15.6	40.4	52.2
19-01-16	12.4	3	5.8
20-01-16	0	0	0
21-01-16	4	1	2.6
22-01-16	18.4	12	13.6
23-01-16	0	0.2	0
24-01-16	0	0.4	0
25-01-16	0	0	0
26-01-16	0	0	0
27-01-16	0	0	0
28-01-16	0	0	0
29-01-16	0	0	0
30-01-16	0	0	0
31-01-16	0	0	0
01-02-16	0	0	0
02-02-16	0	0	0
03-02-16	0	0	0
04-02-16	0	0	0
05-02-16	0	0.2	0
06-02-16	35.2	21.4	40.6
07-02-16	0.8	2.2	0
08-02-16	0	0	0
09-02-16	0	0	0
10-02-16	0	0	0
11-02-16	0	2.2	2.4
12-02-16	0.4	0.8	4.8
13-02-16	1	3.6	2.4
14-02-16	1.2	11.6	16.4
15-02-16	0	0.4	1
16-02-16	0	0	0.2
17-02-16	0	0	0
18-02-16	0	0	0
19-02-16	0	0	0
20-02-16	0	0	0
21-02-16	0	6	4.2
22-02-16	0	4.8	10.6

23-02-16	0	0	0
24-02-16	0	0	0
25-02-16	0.8	0	0
26-02-16	0	0	0
27-02-16	0	0	0.4
28-02-16	0.2	6.2	1.6
29-02-16	0	0	0
01-03-16	0	0	0
02-03-16	0	0	0
03-03-16	10.8	24.2	33
04-03-16	4.6	1.6	13.4
05-03-16	20.4	21.4	45.6
06-03-16	1.4	0.2	1.8
07-03-16	0	0	0
08-03-16	0	0	0
09-03-16	0	0	0
10-03-16	0	7.6	1.2
11-03-16	4.8	0.2	15.8
12-03-16	0	0	0
13-03-16	0	0	0
14-03-16	2	4	6.8
15-03-16	9.8	7.2	7.8
16-03-16	0	10.2	1.6
17-03-16	0	0	0
18-03-16	0.2	0	0
19-03-16	1.4	1.2	0.4
20-03-16	1.6	14.8	11.6
21-03-16	0	0	0
22-03-16	0	0	0
23-03-16	0	0	0
24-03-16	0	0	0
25-03-16	0	1.8	9.8
26-03-16	3.6	5.8	3.6
27-03-16	0.6	0	0.6
28-03-16	0	0	2.6
29-03-16	0	0	0
30-03-16	0	0	0
31-03-16	0	0	0
01-04-16	0	0	0
02-04-16	0	0	0
03-04-16	0	0	0
04-04-16	0	0	0
05-04-16	0	0	0
06-04-16	0	0	0
07-04-16	0	0	0

08-04-16	0	0	0
09-04-16	0	0	0
10-04-16	0	0	0.8
11-04-16	0.2	3.6	8.2
12-04-16	6.2	20.6	9.8
13-04-16	0.4	5.6	0.2
14-04-16	0	0	0
15-04-16	0	0	0
16-04-16	0	0	0
17-04-16	0	0	0
18-04-16	0	0	0
19-04-16	0	0	0
20-04-16	0	0	0
21-04-16	0	0	0
22-04-16	0	0	0
23-04-16	0	0	0
24-04-16	0	0	0
25-04-16	0	0	0
26-04-16	11.6	9.2	27.6
27-04-16	3	10.4	3.4
28-04-16	0	0	0
29-04-16	0	0	0
30-04-16	0.4	0	0
01-05-16	0.4	0	0
02-05-16	0	0	0
03-05-16	0	2.4	0
04-05-16	25.2	53.5	30
05-05-16	6.6	1	9.6
06-05-16	18.4	15.2	14.8
07-05-16	1.4	2.6	1
08-05-16	0	0	0
09-05-16	0	0	0
10-05-16	0	0	0
11-05-16	0	0	0
12-05-16	0	0	0
13-05-16	0	4.6	0.2
14-05-16	0.4	0	0.2
15-05-16	4.4	5.2	6.8
16-05-16	2.4	11.2	11.2
17-05-16	0	0	0
18-05-16	0	0	2.8
19-05-16	0	0	0
20-05-16	0	0	0
21-05-16	0	0	0
22-05-16	5.4	5.6	4.4

23-05-16	2.8	7.8	6.6
24-05-16	0.2	0	0
25-05-16	0	0	0
26-05-16	0	0	0.8
27-05-16	0	0	0
28-05-16	0	0.2	9
29-05-16	0	0	0
30-05-16	0	0	0
31-05-16	0	0	0
01-06-16	0	0	0
02-06-16	0	0	0
03-06-16	0	0	0
04-06-16	0	0	0
05-06-16	0	0	0
06-06-16	0	0	0
07-06-16	1.2	0	0
08-06-16	0.4	8.2	5.6
09-06-16	0	0	0
10-06-16	0	0	0
11-06-16	1.4	0	0
12-06-16	0	0	0
13-06-16	0	0	0
14-06-16	0	0.2	0
15-06-16	1	1.4	0.8
16-06-16	0	0	0
17-06-16	0	0	0
18-06-16	0	0	0
19-06-16	0	0	0
20-06-16	0	0	0
21-06-16	0	0	0
22-06-16	0	0	0
23-06-16	0	0	0
24-06-16	0	0	0
25-06-16	0	0	0
26-06-16	0	0	0
27-06-16	0	0	0
28-06-16	0	0	0
29-06-16	0	0	2.4
30-06-16	0.4	0.6	4.2
01-07-16	0	0	0
02-07-16	0	0	0
03-07-16	0	0	0
04-07-16	0	0	0
05-07-16	0	0	0
06-07-16	0	0	0

07-07-16	0	0	0
08-07-16	0	0	0
09-07-16	0	0	0
10-07-16	0	0	0
11-07-16	0	0	0
12-07-16	0	0	0
13-07-16	0	0	0
14-07-16	0	0	0
15-07-16	0	0	0
16-07-16	0	0	0
17-07-16	0	0	0
18-07-16	0	0	0
19-07-16	0	0	0
20-07-16	0	1.8	0.8
21-07-16	3.6	14.5	0.6
22-07-16	1.6	18.4	0.4
23-07-16	0	0	0
24-07-16	0	0	0
25-07-16	0	0	0
26-07-16	0	0	0
27-07-16	0	0	0
28-07-16	0	0	0
29-07-16	0	0	0
30-07-16	0	0	0.2
31-07-16	0	0	6.6
01-08-16	0	0	0
02-08-16	0	0	0
03-08-16	0	0	0
04-08-16	4.8	1.8	7.7
05-08-16	14.3	6	0
06-08-16	1	1.4	2.2
07-08-16	0	0	0
08-08-16	0	0	0
09-08-16	0	0	0
10-08-16	0	0	0
11-08-16	0.6	0	0.2
12-08-16	0	0	0
13-08-16	0	0	0.8
14-08-16	10.1	1.4	5.2
15-08-16	0	0	0
16-08-16	0	0	0.2
17-08-16	0	0	0
18-08-16	0	0	0
19-08-16	0	0	0
20-08-16	0	0	0

21-08-16	0	0	0
22-08-16	8.8	18.2	0
23-08-16	0	0	0
24-08-16	2.2	0	0
25-08-16	0.4	0	0
26-08-16	0	0	0
27-08-16	0	2.4	0
28-08-16	3	2.2	0
29-08-16	0	0	0
30-08-16	0	0	0
31-08-16	0	0	0
01-09-16	0	0	0
02-09-16	0	0	0
03-09-16	0	0	0
04-09-16	0	0	0
05-09-16	0	0.4	0
06-09-16	0	0	0
07-09-16	0	0	0
08-09-16	0	0	0
09-09-16	0	0	0
10-09-16	0	0	0
11-09-16	0	1.6	0
12-09-16	0	0	0
13-09-16	0	0	0
14-09-16	2	20.2	1
15-09-16	0	0	0
16-09-16	12.8	4	0.2
17-09-16	0	0	0
18-09-16	0	0	0
19-09-16	0	0	0
20-09-16	0	0.2	0
21-09-16	20.8	13	9.8
22-09-16	2	0	2.6
23-09-16	0.6	1.4	0.8
24-09-16	0	0	0
25-09-16	0	0	0
26-09-16	0	0	0
27-09-16	0	0	0
28-09-16	0	0	0
29-09-16	0	0	0
30-09-16	0	0	0
01-10-16	0	0	0
02-10-16	0	0	0
03-10-16	0	0	0
04-10-16	0	0	0

05-10-16	0	0	0
06-10-16	0	0	0
07-10-16	0	0	0
08-10-16	0	0	0
09-10-16	0	0	0
10-10-16	0	0	0
11-10-16	0	0	0
12-10-16	0	0.4	0
13-10-16	0	0.2	0
14-10-16	0	0	0
15-10-16	0	0	0
16-10-16	0	0	0
17-10-16	0	0	0
18-10-16	1.6	2.8	0.2
19-10-16	0	0	0
20-10-16	0	0	0
21-10-16	0	0	0
22-10-16	0	0	0
23-10-16	0	0	0
24-10-16	0	0	0
25-10-16	0	0	0
26-10-16	0	0	0
27-10-16	0	0	0
28-10-16	0	0	0.2
29-10-16	0.2	0	0
30-10-16	0	0	0
31-10-16	0	0	0
01-11-16	0	0	0.2
02-11-16	0	0	0
03-11-16	0	0	0
04-11-16	0	0	0
05-11-16	0	0	0
06-11-16	0	0	0
07-11-16	0	0	0
08-11-16	0	0	0
09-11-16	0	0	0
10-11-16	10.8	10.6	14.4
11-11-16	0	0	0
12-11-16	0	0	0
13-11-16	0	0	0.2
14-11-16	0	0	0
15-11-16	0	0	0
16-11-16	0	0	0
17-11-16	0	0	0
18-11-16	0	0	0

19-11-16	0	0	0
20-11-16	0	0	0
21-11-16	0	0	0
22-11-16	0	0	0
23-11-16	0	0	0
24-11-16	0	0	0
25-11-16	0	0	0
26-11-16	0	0	0
27-11-16	0	0	0
28-11-16	0	0	0
29-11-16	0	1.2	3.2
30-11-16	47	40.8	60.6
01-12-16	0	0	0
02-12-16	0	0.2	0
03-12-16	0	0	0
04-12-16	0	0	0
05-12-16	0	0	0
06-12-16	0	0	0
07-12-16	0	0	0
08-12-16	0	0	0
09-12-16	0	0	0
10-12-16	0	0	0
11-12-16	0	0	0
12-12-16	0	0	0
13-12-16	2.2	0.8	5.2
14-12-16	0	1.4	1.6
15-12-16	0	0	0
16-12-16	0.2	0	0
17-12-16	0.2	0.4	0
18-12-16	0	0	0
19-12-16	0	0	0
20-12-16	0	0	0
21-12-16	0.2	0	0
22-12-16	0	1.8	0.2
23-12-16	0.8	2.4	0
24-12-16	0	2.4	0
25-12-16	0	1.933333333	0
26-12-16	0	1.466666667	0
27-12-16	0.2	1	0.4
28-12-16	0	1.8	0
29-12-16	29.8	0.2	23.6
30-12-16	21	16.8	18.2
31-12-16	5.2	2	0.6
01-01-17	0	2	8.2
02-01-17	0	0.2	0.4

03-01-17	0	2.4	0.8
04-01-17	0	0.2	1
05-01-17	1	3.6	6.6
06-01-17	19.6	22.6	51.4
07-01-17	2.6	14.6	30.4
08-01-17	19	3.4	5.4
09-01-17	2	3.2	0
10-01-17	0.2	0.2	4.6
11-01-17	19.2	7.6	0.8
12-01-17	0	10.8	23.8
13-01-17	6.4	8.4	7.2
14-01-17	0	0	0
15-01-17	0	0	0.2
16-01-17	1	3	5.2
17-01-17	4	1.2	10
18-01-17	6.6	7.6	17
19-01-17	0	0	0
20-01-17	3.2	0.2	0
21-01-17	0.2	1.2	0
22-01-17	0	0	0
23-01-17	0	0	0
24-01-17	0	0	0
25-01-17	6.4	0.6	2.8
26-01-17	14.4	14	9
27-01-17	0.6	2.6	0.2
28-01-17	0	0	0
29-01-17	0	0	0
30-01-17	0	0	0
31-01-17	0	0	0
01-02-17	0	0	0
02-02-17	0	0	0
03-02-17	0	0	0
04-02-17	0	0	0
05-02-17	0.8	0.8	1.2
06-02-17	1.8	5	3.8
07-02-17	0	0	0
08-02-17	0	0	0
09-02-17	0	0	0
10-02-17	0	0	0
11-02-17	0	0.2	0.2
12-02-17	0	0	0
13-02-17	0	0	0
14-02-17	0	0	0
15-02-17	0	0	0
16-02-17	0	0	0

17-02-17	0	0	0
18-02-17	0	0	0
19-02-17	0	0	0.2
20-02-17	0	0	0
21-02-17	0	0	0.2
22-02-17	0.4	0	4
23-02-17	0.2	0	0
24-02-17	0	0	0
25-02-17	0	0	0
26-02-17	0	0	0
27-02-17	0	0	0
28-02-17	0	0	0
01-03-17	0	0	0
02-03-17	0	0	0
03-03-17	8.4	10	35.4
04-03-17	0	0	0.2
05-03-17	0	0	0
06-03-17	0	0	0
07-03-17	0	0	0
08-03-17	0	0	0
09-03-17	0.4	3.4	0.2
10-03-17	8.8	26.4	29
11-03-17	0	0.2	2.6
12-03-17	1.8	11.4	15.8
13-03-17	12	2.4	2.2
14-03-17	9	4.6	5.8
15-03-17	0	0.2	0.2
16-03-17	0	0	0
17-03-17	0	0	0
18-03-17	0.8	0.6	1.6
19-03-17	0	0	2.8
20-03-17	0	0	0
21-03-17	0.2	0	0
22-03-17	0	0	0
23-03-17	0	0	0
24-03-17	0	0	0
25-03-17	0	0	0
26-03-17	0	0	0
27-03-17	0	0.2	0
28-03-17	0	0	0.8
29-03-17	0	0	0
30-03-17	0	0	0
31-03-17	6.2	1.6	0.8
01-04-17	9.8	2.8	3.4
02-04-17	0	0	0

03-04-17	0	0	0
04-04-17	0	0	0
05-04-17	0	0	0
06-04-17	0	0	0
07-04-17	0.8	5.8	0.6
08-04-17	37.6	11.6	2.2
09-04-17	4.6	0.2	1.6
10-04-17	0	0	0
11-04-17	0	0	0
12-04-17	0	0	0
13-04-17	0	0	0
14-04-17	5.2	0	13.4
15-04-17	0	0	0
16-04-17	0	0	0
17-04-17	0	0.2	0
18-04-17	0.4	4.8	15.6
19-04-17	0	0	0.2
20-04-17	0	0	0
21-04-17	19.8	5	10.6
22-04-17	0	0	0
23-04-17	50.6	12.6	20.4
24-04-17	1.2	0.2	0
25-04-17	0	0	0
26-04-17	0	0	0
27-04-17	0	0	0
28-04-17	0	0	0
29-04-17	0	0	0
30-04-17	0	0	0
01-05-17	0	0	0
02-05-17	0.3	0	1.2
03-05-17	2.1	1.4	0
04-05-17	2.3	2	0
05-05-17	0	0	0.2
06-05-17	1.9	0	2.8
07-05-17	5.2	8.4	6.2
08-05-17	0	0	0
09-05-17	1.3	6.8	5
10-05-17	0	1	0
11-05-17	0	0	0
12-05-17	0	0	0
13-05-17	0	0	0
14-05-17	0	0	0
15-05-17	0	0	0
16-05-17	0	0	0
17-05-17	0	0.2	0

18-05-17	3.1	4.2	0.4
19-05-17	11	17.8	26.6
20-05-17	1.2	8.2	6
21-05-17	0.1	1.6	2.6
22-05-17	7.5	7	1
23-05-17	2.5	2.8	3.4
24-05-17	0	0	0
25-05-17	0	0	0
26-05-17	0.2	3.2	0
27-05-17	0	7.6	0
28-05-17	0.3	2.2	17.2
29-05-17	0.4	1.4	0
30-05-17	0.2	0.4	0.2
31-05-17	1.8	5.4	2
01-06-17	1.8	0	2.8
02-06-17	0	0	0
03-06-17	2	4.4	0
04-06-17	15	0	2.8
05-06-17	0.9	1.2	41.8
06-06-17	0.8	6.6	17.4
07-06-17	0	0	0
08-06-17	0	0	0
09-06-17	0.5	6.4	2.2
10-06-17	0	0	0
11-06-17	0	0	0
12-06-17	0	0	0
13-06-17	2.2	4.6	0
14-06-17	22	3.4	6.4
15-06-17	0	0	0
16-06-17	0	0	0
17-06-17	0	0	0
18-06-17	0	0	0.4
19-06-17	24.6	1.6	14
20-06-17	3.1	0	0
21-06-17	0	0	0
22-06-17	0	0	0
23-06-17	0	0	0
24-06-17	0	0	0
25-06-17	0	0	0
26-06-17	0	0	0
27-06-17	0	2	0
28-06-17	0	0	0
29-06-17	0	0	0
30-06-17	0	0	0
01-07-17	0	0	0

02-07-17	0	0	0
03-07-17	0	0	0
04-07-17	0	0	0
05-07-17	0	0	0
06-07-17	0	0	0
07-07-17	0	0	0
08-07-17	0	0	0
09-07-17	0	0	0
10-07-17	0	0	0
11-07-17	0	0	0
12-07-17	0	0	0
13-07-17	0	0	0
14-07-17	0	0	0
15-07-17	0	0	0
16-07-17	0	0	0
17-07-17	0	1.6	0
18-07-17	0	0	0
19-07-17	0	0	0
20-07-17	0	0	0
21-07-17	0	0	0
22-07-17	3.2	2.6	0.2
23-07-17	0	0	0
24-07-17	0	0	0
25-07-17	0	0	0
26-07-17	0	0	0
27-07-17	0	0	0
28-07-17	0	0	0
29-07-17	0	0	0
30-07-17	0	0	0
31-07-17	0	0	0
01-08-17	0	0	0
02-08-17	0	0	0
03-08-17	1.6	0.2	0
04-08-17	1.5	0	1.6
05-08-17	12	8.2	6.2
06-08-17	0	4.4	0
07-08-17	11.4	0.2	0
08-08-17	0	0	0
09-08-17	0	0	0
10-08-17	0	0	0
11-08-17	0	0	0
12-08-17	0	0	0
13-08-17	0	0	0
14-08-17	0	0	0
15-08-17	0	0	0

16-08-17	0	0	0
17-08-17	0	2.4	0
18-08-17	0	0.8	0
19-08-17	7.1	0.6	0
20-08-17	0	0	0
21-08-17	3	4	3.8
22-08-17	3.9	1	16.6
23-08-17	0	0.2	0
24-08-17	0	0	0
25-08-17	0	0	0
26-08-17	0	0	0
27-08-17	0	0	0
28-08-17	0	0	0
29-08-17	0	0	0
30-08-17	0	0.2	0.4
31-08-17	0	3.4	2.8
01-09-17	0	0	0
02-09-17	0	0	0
03-09-17	0	0	0
04-09-17	0	0	0
05-09-17	0	0	0
06-09-17	0	0	0
07-09-17	0	0	0
08-09-17	0	0	0
09-09-17	0	0	0
10-09-17	0	0	0
11-09-17	0	0	0
12-09-17	0	0	0
13-09-17	0	0	0
14-09-17	0	0	0
15-09-17	0	0	0
16-09-17	0	0	0
17-09-17	0	0	0
18-09-17	0	0	0
19-09-17	0	0	0
20-09-17	0.3	0	0
21-09-17	0	0	0
22-09-17	0	0	0
23-09-17	0	0	0
24-09-17	0	0	0
25-09-17	0	0	0
26-09-17	0	0	0
27-09-17	0	0	0
28-09-17	0	0	0
29-09-17	0.5	0	0

30-09-17	3.3	18.6	0
01-10-17	1.9	11.4	3
02-10-17	1.5	10.8	4.4
03-10-17	0	0	0
04-10-17	0	0	0
05-10-17	0	0	0
06-10-17	0	0	0
07-10-17	0	0	0
08-10-17	0	0	2.8
09-10-17	15	9	10
10-10-17	0	0	0
11-10-17	0	0	0
12-10-17	0	0	0
13-10-17	0	0	0
14-10-17	0	0	0
15-10-17	0	0	0
16-10-17	0	0	0
17-10-17	0	0	0
18-10-17	0	0	0
19-10-17	0	0	0
20-10-17	0	0	0
21-10-17	0	0	0
22-10-17	0	0	0
23-10-17	0	0	0
24-10-17	0	0	0
25-10-17	2.1	15.4	24.6
26-10-17	11.9	10.4	29.8
27-10-17	0	0	0
28-10-17	0	0	0
29-10-17	0.3	2	4.2
30-10-17	1.6	0.8	0.2
31-10-17	0	0	0
01-11-17	0	0	0
02-11-17	0	0	0
03-11-17	0	0	0
04-11-17	0	0	0
05-11-17	0.5	4.4	9.2
06-11-17	1.4	2.6	0.8
07-11-17	0	0	0
08-11-17	0	0	0
09-11-17	0	0	0
10-11-17	0	0	0
11-11-17	0	0	0
12-11-17	0	0	0
13-11-17	0	0	0

14-11-17	0.8	12	9.8
15-11-17	0	0	0
16-11-17	0	0	0
17-11-17	0	0	0
18-11-17	0	0.2	0
19-11-17	0	0	1.8
20-11-17	0.9	2	4.4
21-11-17	10.7	13	11.2
22-11-17	0.1	0	0.2
23-11-17	0.7	0	0
24-11-17	0.1	0	0
25-11-17	0	0	0
26-11-17	0	0	1.2
27-11-17	0.2	0	2.8
28-11-17	12.6	13.2	20.2
29-11-17	0.9	3	1.2
30-11-17	0	0	0
01-12-17	0	0.2	0
02-12-17	0	0	0
03-12-17	0	0	0
04-12-17	0	0	0
05-12-17	3.3	4.2	3.2
06-12-17	6.3	4.6	0
07-12-17	0	0	0
08-12-17	0	0	0
09-12-17	0	0.2	0
10-12-17	0	0	2.2
11-12-17	0.3	0.2	2
12-12-17	0	0	0
13-12-17	0	0	0
14-12-17	0	0	0
15-12-17	0	0	0
16-12-17	0	0.2	0
17-12-17	1.2	1.4	5
18-12-17	0.6	0.6	6.2
19-12-17	19.3	10.6	45.4
20-12-17	2.4	0.2	3.4
21-12-17	0.1	0	0.8
22-12-17	0	0	0
23-12-17	5.2	1.4	8.6
24-12-17	21.4	1.6	25.8
25-12-17	0.2	0.8	0
26-12-17	0	9.6	0
27-12-17	0.2	2.4	0
28-12-17	0.2	0	0

29-12-17	0.2	1	4.8
30-12-17	3.2	3.2	25.8
31-12-17	7.6	2.8	30.2
01-01-18	0	0.4	0
02-01-18	0	0	0
03-01-18	0	0	2.8
04-01-18	28.1	18.2	40
05-01-18	0	0.2	0
06-01-18	0	0	0
07-01-18	0	0	0
08-01-18	0	0.2	0
09-01-18	0.2	0.2	0
10-01-18	0	0	0
11-01-18	0	0	0
12-01-18	0.3	1.2	0
13-01-18	0.7	0.2	3.6
14-01-18	13.1	6.6	13.8
15-01-18	0	0.2	0
16-01-18	0	0	0
17-01-18	7.3	6	5.2
18-01-18	1.8	6.4	13.4
19-01-18	8.6	13	12.8
20-01-18	0	0	0
21-01-18	0	0	0
22-01-18	1	34.8	55
23-01-18	6.3	15.2	18.6
24-01-18	0	0	0
25-01-18	0.6	0	0
26-01-18	0.7	0	0
27-01-18	0	0	0
28-01-18	0	0	0
29-01-18	0	0	0
30-01-18	0	0	0
31-01-18	0	0	0
01-02-18	0	0	0
02-02-18	0	0.2	0
03-02-18	0	0	0
04-02-18	0.2	0.2	0
05-02-18	0	0	0
06-02-18	0	0	0
07-02-18	0	0	0
08-02-18	2.9	6.6	3.4
09-02-18	0	0.2	0
10-02-18	0	1.2	0.4
11-02-18	2.5	3.8	3.8

12-02-18	2.1	0	16
13-02-18	0	0	0
14-02-18	0	0	0
15-02-18	4.5	6.6	15
16-02-18	0.8	2.2	8.6
17-02-18	0	1.6	0.4
18-02-18	0	0	0
19-02-18	0	0	0
20-02-18	0.3	0	2.6
21-02-18	2.2	1.6	4.2
22-02-18	0.4	0.2	0.6
23-02-18	0.4	0	1
24-02-18	1.7	0	0
25-02-18	9.4	16.2	18.4
26-02-18	2.4	0	0.2
27-02-18	10.7	11.6	19
28-02-18	0.1	0.4	2.4
01-03-18	9.4	27.6	29.6
02-03-18	0	0	0
03-03-18	0	0.4	0
04-03-18	0.3	0.4	0.2
05-03-18	3.8	0.4	1.6
06-03-18	12.3	26.6	15.4
07-03-18	0	0	0
08-03-18	0.4	3.2	1
09-03-18	2	6.8	8.2
10-03-18	0	0	0
11-03-18	0	0	0
12-03-18	0	0	0
13-03-18	0	0	0
14-03-18	6.6	7.6	8.2
15-03-18	10.6	6.6	4.4
16-03-18	3.1	4.6	4.2
17-03-18	0	0	0
18-03-18	0	0	0
19-03-18	0	0	0
20-03-18	0	0	0
21-03-18	1	0	0.2
22-03-18	0	0	0
23-03-18	0	0	0
24-03-18	7	4.8	14.8
25-03-18	0.1	0.4	4.4
26-03-18	0	0.8	0.2
27-03-18	0	0	0
28-03-18	0	0	0

29-03-18	24.9	27.4	39.4
30-03-18	8.2	7.6	11.4
31-03-18	0	0	0
01-04-18	0	0	0
02-04-18	2.7	4.6	0.2
03-04-18	0.8	0	0.8
04-04-18	0	0	0
05-04-18	0	0	0
06-04-18	0	0	0
07-04-18	0	0	0
08-04-18	0	0	0
09-04-18	2	5	9
10-04-18	0	0.8	1.8
11-04-18	0	0	0
12-04-18	0	0	0
13-04-18	0	0	0
14-04-18	0	0	0
15-04-18	0	0	0
16-04-18	0	0	0
17-04-18	0	0	0
18-04-18	0	0	0
19-04-18	0	0	0
20-04-18	0	0.8	0
21-04-18	1.4	4.6	0
22-04-18	0	0	0
23-04-18	0	0	0
24-04-18	0	0	0
25-04-18	0	0	0
26-04-18	0	0	0
27-04-18	0	0	0
28-04-18	0	1.2	0.2
29-04-18	0	0	0
30-04-18	0	0	0
01-05-18	0	0	0
02-05-18	0	0	0
03-05-18	7	5.6	5
04-05-18	0	0	0
05-05-18	0.1	0	0
06-05-18	1.5	4	0.2
07-05-18	0.4	2.6	1
08-05-18	2.6	4.6	0
09-05-18	2.3	1.2	0.6
10-05-18	14.1	3.8	2
11-05-18	12.6	16.2	8.6
12-05-18	0	1.4	2.8

13-05-18	0	2.2	0
14-05-18	0	0	0
15-05-18	0	0	0
16-05-18	0	0	0
17-05-18	0	1	0
18-05-18	0	0	5
19-05-18	0	2	4.6
20-05-18	0	0	0.6
21-05-18	0	0	0
22-05-18	1.1	2.8	1.8
23-05-18	0	0.4	0
24-05-18	0	0	0
25-05-18	3	1.2	5.4
26-05-18	3.3	3.6	2.2
27-05-18	3.1	15	2.6
28-05-18	3.7	0.2	0.6
29-05-18	2.3	2.8	8
30-05-18	0.7	8.4	1.6
31-05-18	0.9	0.6	0
01-06-18	9.2	1	10.8
02-06-18	0.1	1.4	0
03-06-18	0	0	0
04-06-18	0	0	0
05-06-18	0	0	0
06-06-18	7.9	0.4	3.6
07-06-18	0	0.8	5.4
08-06-18	0	0	0
09-06-18	0	0	0
10-06-18	0	0	0
11-06-18	0	0	0
12-06-18	5.9	37.4	8
13-06-18	0	0	0
14-06-18	0	0	0
15-06-18	0.1	1.8	0.8
16-06-18	0	0	3.4
17-06-18	9.7	29.4	23.2
18-06-18	2.4	0.2	2.6
19-06-18	3	4.8	0.4
20-06-18	13.5	30.2	8.4
21-06-18	0	0.2	0.6
22-06-18	3.9	1.6	0
23-06-18	1.3	16.2	7.4
24-06-18	1.4	0.4	3.4
25-06-18	0	0	0
26-06-18	0	0.2	6.4

27-06-18	0	4	0
28-06-18	0	0	0
29-06-18	0	0.8	0
30-06-18	0	0	0
01-07-18	0	0	0
02-07-18	0	0	0
03-07-18	0	0	0
04-07-18	0	0	0
05-07-18	0	0	0
06-07-18	0	0	0
07-07-18	0	0	0
08-07-18	0	0	0
09-07-18	0	0	0
10-07-18	0	0	0
11-07-18	0	0	0
12-07-18	0	0	0
13-07-18	0	0	0
14-07-18	0	0	0
15-07-18	0	0	0
16-07-18	0	0	0
17-07-18	0	0	0
18-07-18	0	0	0
19-07-18	0	0	0
20-07-18	0	0	0
21-07-18	0	0	0
22-07-18	0	0	0
23-07-18	0	0	0
24-07-18	0	0	0
25-07-18	0	3.6	4
26-07-18	0.1	3	0
27-07-18	0	0	0
28-07-18	0.4	0	0
29-07-18	0	0	0
30-07-18	0	0	0
31-07-18	0	0	1.8
01-08-18	1.6	0.2	0
02-08-18	2.5	0	0
03-08-18	0	0	0
04-08-18	0	1	0.6
05-08-18	0.8	8.4	0.6
06-08-18	0	9.2	0
07-08-18	5	2.4	6.6
08-08-18	1.7	11.6	0
09-08-18	0	0	0
10-08-18	0	0	0

11-08-18	0	0	0
12-08-18	0	0	0
13-08-18	0	0	0
14-08-18	0	0	0
15-08-18	0	0	0
16-08-18	0	0	0
17-08-18	0	0	0
18-08-18	0	0	0
19-08-18	0	0	0
20-08-18	0	0	0
21-08-18	0	0	0
22-08-18	0.7	0	0
23-08-18	0	0	0
24-08-18	0	0	0
25-08-18	0	0	0
26-08-18	0	0	0
27-08-18	0	0	0
28-08-18	0	0	0
29-08-18	0	0	0
30-08-18	0	0	0
31-08-18	0	0	0
01-09-18	0	0	0
02-09-18	0	0	0
03-09-18	0	0	0
04-09-18	0	0	0
05-09-18	0	0	0
06-09-18	0	0	0
07-09-18	0	0	0
08-09-18	0	0	0
09-09-18	0	0	0
10-09-18	6.6	0.2	0
11-09-18	0	0	0
12-09-18	0	0	0
13-09-18	0	0	0
14-09-18	0	1.4	0
15-09-18	0	0	0
16-09-18	0	0	0
17-09-18	0	0	0
18-09-18	0	0	0
19-09-18	0	0	0
20-09-18	0	0	0
21-09-18	0	0	0
22-09-18	0	0	0
23-09-18	0	0	0
24-09-18	0	0	0

25-09-18	0	0	0
26-09-18	0	0	0
27-09-18	0	0	0
28-09-18	0	0	0
29-09-18	0	0	0
30-09-18	0	0.4	0
01-10-18	1.2	5.4	1.4
02-10-18	7.9	3.8	2.6
03-10-18	0	0	0
04-10-18	0	0	0
05-10-18	0	0	0
06-10-18	0	0	0
07-10-18	0	0	0
08-10-18	0	0	0
09-10-18	0	0	0
10-10-18	0	7.8	0
11-10-18	0	0	0
12-10-18	0	2.2	0
13-10-18	3.2	6	3.2
14-10-18	0.7	4.4	4.2
15-10-18	0	0	0
16-10-18	0	0	0
17-10-18	0	1.4	3.2
18-10-18	0.6	0	1
19-10-18	0	0	0
20-10-18	0	0.8	0
21-10-18	6.7	0	1
22-10-18	0	0	0
23-10-18	0	0	0
24-10-18	0	0	0
25-10-18	13.1	8.6	7.6
26-10-18	0	6.2	4
27-10-18	0.1	0	0
28-10-18	0.1	0	0
29-10-18	0	0	0
30-10-18	0	0	0
31-10-18	0	0	0
01-11-18	0	0	0
02-11-18	0	0	0
03-11-18	0	0	0
04-11-18	0	0	0
05-11-18	0	0	0
06-11-18	0	0	0
07-11-18	0	0	0
08-11-18	0	0	0

09-11-18	0	0	0
10-11-18	0	0	0
11-11-18	0	0	0
12-11-18	0	0	0
13-11-18	0	0	0
14-11-18	0	0	0
15-11-18	0	0	0
16-11-18	0	0	0
17-11-18	0	0	0
18-11-18	12.9	30.6	24.6
19-11-18	0	4.4	2.6
20-11-18	0	0	0
21-11-18	0.1	0.2	0
22-11-18	0.2	1	0
23-11-18	4.6	18.6	9.8
24-11-18	0	0	0
25-11-18	0	0	0
26-11-18	0	0.2	0
27-11-18	1.1	0.8	2.4
28-11-18	0	0.2	7
29-11-18	3.7	12.2	42.4
30-11-18	10.1	12	18
01-12-18	1.9	2	6.2
02-12-18	0	0	0
03-12-18	0.4	3	2
04-12-18	1.1	3	1.6
05-12-18	0.4	1.2	0.6
06-12-18	0	8.6	0.2
07-12-18	0	30.8	1.4
08-12-18	0	0	0
09-12-18	0	0	0
10-12-18	4.8	8.4	8.8
11-12-18	7	34.4	23.6
12-12-18	6.3	7.6	6.8
13-12-18	1.2	9.6	2
14-12-18	4.2	3.8	2.6
15-12-18	1.7	2.8	1.8
16-12-18	2.6	8	5
17-12-18	10.9	9.4	37.8
18-12-18	5.3	0.8	1.6
19-12-18	10	21.6	25.8
20-12-18	1.6	1.2	0.8
21-12-18	0	0	0
22-12-18	0.1	0	0
23-12-18	0.2	0.2	0

24-12-18	0	0	0
25-12-18	0	0	0
26-12-18	21.8	22.4	20.8
27-12-18	0.6	0	0
28-12-18	0	0	0
29-12-18	0	2.2	0
30-12-18	2.3	0.2	5.4
31-12-18	0.1	2.8	0
01-01-19	0	0	0
02-01-19	7.3	5.4	45.6
03-01-19	1.3	6	9
04-01-19	3	38	25.6
05-01-19	3.5	0.8	7
06-01-19	11.3	4	8.6
07-01-19	1	6.2	1.6
08-01-19	3.3	3	0.4
09-01-19	0	0	0
10-01-19	0	0.6	0
11-01-19	0	1.8	9.6
12-01-19	0.9	0	5.8
13-01-19	2.5	0.2	1.6
14-01-19	1.1	0.8	1.8
15-01-19	1.6	4.6	10.4
16-01-19	7.9	19.6	30.2
17-01-19	0	0	0
18-01-19	0	0	0
19-01-19	0	0	0
20-01-19	0.1	0	0
21-01-19	4.4	6.2	11.2
22-01-19	5	3.8	7.4
23-01-19	0.8	0.4	0
24-01-19	0	1.8	5.2
25-01-19	12.6	24.2	24
26-01-19	9.4	2	61.2
27-01-19	24.6	8.6	37.2
28-01-19	0	0.8	0.2
29-01-19	0.1	0	0
30-01-19	0.2	0.6	3
31-01-19	0.4	2.4	28.2
01-02-19	11.3	12.8	20.4
02-02-19	0	0	0
03-02-19	0	0	0
04-02-19	0	0	0
05-02-19	0	0	0
06-02-19	3.1	7.6	14

07-02-19	9.6	34.8	30.4
08-02-19	16.4	3.8	14.4
09-02-19	1.1	0	0
10-02-19	0.7	0	3.6
11-02-19	0	0	0
12-02-19	0	0	0
13-02-19	0	0	1.6
14-02-19	1.1	1.4	4.2
15-02-19	0	0.4	0
16-02-19	0	0	0
17-02-19	0	0	0
18-02-19	0	0	0
19-02-19	0	0	0
20-02-19	0	0	0
21-02-19	0	0	0
22-02-19	0	0	0
23-02-19	0.8	0.2	4
24-02-19	0	0	1.2
25-02-19	0.1	0.2	0
26-02-19	0.6	0	0
27-02-19	0	0	0
28-02-19	0	0	0
01-03-19	0	0	0
02-03-19	0	0	0
03-03-19	0	0	0
04-03-19	3.6	4.8	6.2
05-03-19	8.2	0	11.6
06-03-19	0	0	0
07-03-19	0.4	0	0
08-03-19	0	0	0
09-03-19	0	0	0
10-03-19	0	0	0
11-03-19	0	0	0
12-03-19	0	0	0
13-03-19	1.4	6.4	16.4
14-03-19	0	0	0.8
15-03-19	2.6	2.6	11
16-03-19	9.9	12.8	16.2
17-03-19	0	0	0
18-03-19	0	0	0
19-03-19	0	0	0
20-03-19	0	0	0
21-03-19	0	0	0
22-03-19	0	0	0
23-03-19	0	0	0

24-03-19	0	0	0
25-03-19	0	0	0
26-03-19	0	0	0
27-03-19	0	0	0
28-03-19	0	0	0
29-03-19	1	11.2	11.8
30-03-19	0.1	1	0.4
31-03-19	0	0	0
01-04-19	0	0	0
02-04-19	0	0	0
03-04-19	0	0	0
04-04-19	0	0	0
05-04-19	0	0	0
06-04-19	0	0	0
07-04-19	1.6	4.4	3
08-04-19	0	0	0
09-04-19	7.8	22.4	16.4
10-04-19	7	4.8	11.4
11-04-19	4	6.6	11
12-04-19	0	0	0
13-04-19	1.7	1.2	0
14-04-19	0	0.2	0
15-04-19	0	0	0.2
16-04-19	12.7	3	16
17-04-19	6.6	3	18.8
18-04-19	0	0	0
19-04-19	0	3	0
20-04-19	0.1	0	0
21-04-19	0	0	0.2
22-04-19	0	0	0.2
23-04-19	0	0	0
24-04-19	0	0	0
25-04-19	0.5	0.4	0
26-04-19	0.7	7.2	0.2
27-04-19	4.6	0.2	0
28-04-19	0	0	0
29-04-19	2.1	0	0
30-04-19	0	0	0
01-05-19	0	0	0
02-05-19	2.4	3.2	0
03-05-19	0.5	0	0
04-05-19	0	0.2	0
05-05-19	0.2	0.4	0
06-05-19	3.9	3.8	0
07-05-19	0	0	0

08-05-19	9.4	16.4	21
09-05-19	0	0	0
10-05-19	0	0	0
11-05-19	0.7	0.4	0.6
12-05-19	3.4	3.2	3.6
13-05-19	0	0	0
14-05-19	0	0	0
15-05-19	0	0	0
16-05-19	0	0	0
17-05-19	0	0	0
18-05-19	0	0	0
19-05-19	7.5	0.2	1
20-05-19	0	0	0
21-05-19	0	0	0
22-05-19	0	1	0
23-05-19	0	0	0
24-05-19	2.1	5	0.4
25-05-19	1	0	0
26-05-19	0	0	0
27-05-19	0	0	0
28-05-19	0	0	0
29-05-19	0.5	1.8	2.4
30-05-19	0	0	0
31-05-19	0	0	0
01-06-19	0	0	0
02-06-19	0	0	0
03-06-19	0	1	0
04-06-19	0	16.8	0.6
05-06-19	0	0	0
06-06-19	0	0	0
07-06-19	0	0	0
08-06-19	0	0	0
09-06-19	1.4	1	0.2
10-06-19	16.2	1.2	0
11-06-19	1.3	2	0.6
12-06-19	0.5	4.2	16.2
13-06-19	0	0	4
14-06-19	2.4	2	0
15-06-19	0	0.4	0
16-06-19	7.1	7.8	2.6
17-06-19	1.1	2.2	0.8
18-06-19	11.33333333	1.2	0
19-06-19	21.56666667	0.8	2.8
20-06-19	31.8	10.2	8.8
21-06-19	0.2	2.8	1.2

22-06-19	0	2	1.4
23-06-19	0	0.2	0
24-06-19	0	0	0
25-06-19	0	0	0
26-06-19	0	0	0
27-06-19	0	0	0
28-06-19	0	0.2	0
29-06-19	0	3.2	11
30-06-19	0	0	0
01-07-19	0	0	0
02-07-19	0	0	0
03-07-19	0	0	0
04-07-19	0	0	0
05-07-19	0	0	0
06-07-19	0	0	0
07-07-19	0	0	0
08-07-19	0	0	0
09-07-19	0	0	0
10-07-19	0	0	0
11-07-19	0	0	0
12-07-19	0	0	0.2
13-07-19	0	0	0
14-07-19	0	0	0
15-07-19	12.7	0.8	1.2
16-07-19	0	0	0
17-07-19	0	11.8	6.2
18-07-19	25	11.4	0.2
19-07-19	0.6	0	0
20-07-19	0	0	0
21-07-19	0	0	0
22-07-19	0	0	0
23-07-19	0	0	0
24-07-19	0	0	0
25-07-19	0	0	0
26-07-19	0	0	0
27-07-19	0	0	0
28-07-19	0	0	0
29-07-19	0	0	0
30-07-19	0	0	0
31-07-19	0	0	0
01-08-19	0	0	0
02-08-19	0	0	0
03-08-19	0	0	0
04-08-19	0	0	0
05-08-19	0	0	0

06-08-19	0	0	0
07-08-19	0	0	0
08-08-19	0	0	0
09-08-19	0	0	0
10-08-19	0	0	0
11-08-19	0	0	0
12-08-19	0	0	0
13-08-19	0	0	0
14-08-19	0	0	0
15-08-19	1.5	2.8	0
16-08-19	20.1	0.2	0.2
17-08-19	0	0	0
18-08-19	0	1.2	11.2
19-08-19	0	0	0
20-08-19	0	0	0
21-08-19	0	0	0
22-08-19	0	0	0
23-08-19	0	0	0
24-08-19	0	0	0
25-08-19	0	0	0
26-08-19	0	0	0
27-08-19	0	0	0
28-08-19	0	0	0
29-08-19	0	0	0
30-08-19	0	0	0
31-08-19	0	0	0
01-09-19	0	0	0
02-09-19	0	0	0
03-09-19	0	0	0
04-09-19	0	0	0
05-09-19	0	11.4	0
06-09-19	0	2.4	4.6
07-09-19	0	0	0.4
08-09-19	0	0	0
09-09-19	0	0	0
10-09-19	0	0	0
11-09-19	0	0	0
12-09-19	0	0	0
13-09-19	0	0	0
14-09-19	0	0	0
15-09-19	0	0	0
16-09-19	0	0	0
17-09-19	0	0	0
18-09-19	0	0	0
19-09-19	0	0	0

20-09-19	0	0	0
21-09-19	0	0	0
22-09-19	0	0	0
23-09-19	0	0	0
24-09-19	0	0	0
25-09-19	0.9	3.8	5.2
26-09-19	0	0	0.4
27-09-19	0	0	0
28-09-19	0	0	0
29-09-19	0	0	0
30-09-19	0	0	0
01-10-19	0	0	0
02-10-19	0	0	0
03-10-19	0	0	0
04-10-19	0	0	0
05-10-19	0	2.4	0
06-10-19	0.8	0	0.8
07-10-19	0	0	0
08-10-19	0	0	1.4
09-10-19	0	0	0.4
10-10-19	0	0	0
11-10-19	0	0	0
12-10-19	0	0	0
13-10-19	0	0	0
14-10-19	0	0	0
15-10-19	0	0	0
16-10-19	0.1	0	1.2
17-10-19	0	0.8	1.4
18-10-19	0.5	8	0
19-10-19	0	0	0
20-10-19	0	0	0
21-10-19	0	0	0
22-10-19	0	0	0
23-10-19	0	0	0
24-10-19	0	0	0
25-10-19	0	0	0
26-10-19	0	0	0
27-10-19	0	0	0
28-10-19	0	0	0
29-10-19	0	0	0
30-10-19	0	0	0
31-10-19	0	0	0
01-11-19	0.1	0.2	0
02-11-19	2	0.4	6
03-11-19	0	0	0

04-11-19	0	0	0
05-11-19	0	0	0
06-11-19	0	0	0
07-11-19	0	0	0
08-11-19	0	0	0
09-11-19	0	0	0
10-11-19	0	0	0
11-11-19	0	0	0
12-11-19	0	0	0
13-11-19	0	0	0
14-11-19	0	0	0
15-11-19	0.3	3.8	4.8
16-11-19	10.1	5	23.6
17-11-19	0	0	0.2
18-11-19	0	0	0
19-11-19	0	0	0
20-11-19	0	0	0
21-11-19	0	0	0
22-11-19	0	0	0
23-11-19	0	0	0
24-11-19	0	0.2	0
25-11-19	0	0	0
26-11-19	4.3	4.6	7
27-11-19	7.3	2.2	19.8
28-11-19	0	0.2	0
29-11-19	0.6	0	0
30-11-19	2.4	0.4	2.8
01-12-19	0.1	2.8	0
02-12-19	7.3	3.8	1.6
03-12-19	0	0	0
04-12-19	0	0	0
05-12-19	7.2	8.2	4.8
06-12-19	0	0	0
07-12-19	0	0	0
08-12-19	0	0	0
09-12-19	0.1	0	0
10-12-19	0	0	0
11-12-19	0	0.2	1.2
12-12-19	6	0.6	17.4
13-12-19	2.7	3	5.6
14-12-19	1.1	3.8	5.6
15-12-19	1.4	0.2	9
16-12-19	0	0	0
17-12-19	0	0	0
18-12-19	0	0	0

19-12-19	0	0.2	0
20-12-19	0	0	0
21-12-19	0	0.2	0
22-12-19	0	0	0
23-12-19	0	0	16.4
24-12-19	31.6	48	65.8
25-12-19	12	2.6	7.6
26-12-19	0.4	0.2	0.4
27-12-19	1	3.2	1.4
28-12-19	0	0	0
29-12-19	0	0	0
30-12-19	0.1	2	0
31-12-19	0.1	7.6	12.6